


Rugby league pitch



Rugby league design data

Full size pitch dimensions

Mini mum: 92m x 55m & 6m in goal areas
Preferred: 100m x 68m & 8m in goal areas

Safety margins: 3m on all sides

Line markings

Width of lines: 50mm
 External dimensions **exclude** width of lines.

Colours

The colour of the lines is preferably white.

Playing / training surface

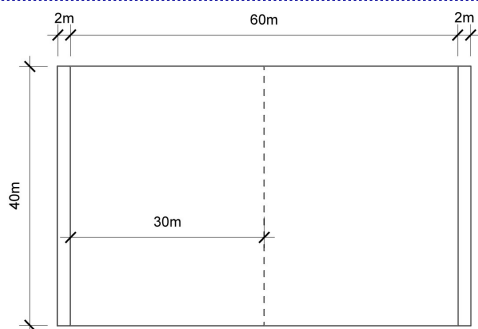
Please see **sportscotland DATASHEET 100** and **sportscotland DATASHEET 101** for information on pitch types and suitability for Rugby League.

Safety margin should be identical construction to the playing surface.

Pathway pitches

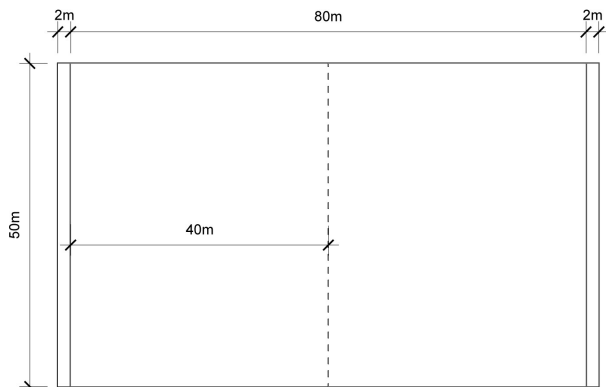
Under 9's Under 8's & Under 7's

Mini mum: 50m x 30m
 Preferred: 60m x 40m
 Minimum RFL safety margins: 2m
sportscotland recommend safety margins of 3m



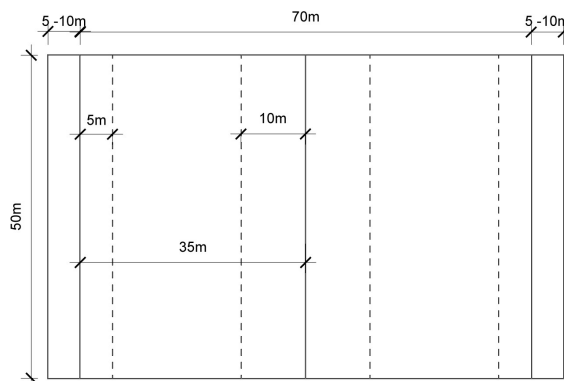
Under 11 & Under 10

Preferred: 80m x 50m
 Minimum RFL safety margins: 2m
sportscotland recommend safety margins of 3m



Touch rugby league pitch

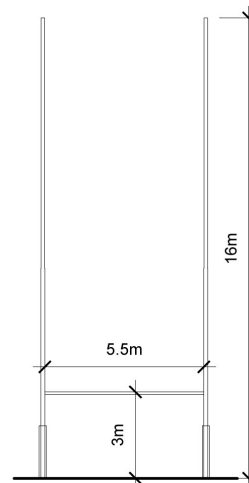
Preferred: 70m x 50m & 5-10m in goal areas
 Safety Margins: 3m on all sides



Goals

The distance between the two goal posts is 5.5 metres.
 The crossbar's top edge is 3.0 metres from the ground.

The goal posts are considered to extend indefinitely upwards. It is recommended that the bottom two metres of each upright be padded. American Football shaped goal posts are permissible provided the relevant dimensions are observed.



Source documents

Rugby League Pitch Dimensions 2011

This data sheet is intended as a resource for facility designers & managers. **The RFL Facilities Trust** provides more detailed information pitch set out.

Endorsed by
Scottish Rugby League

