

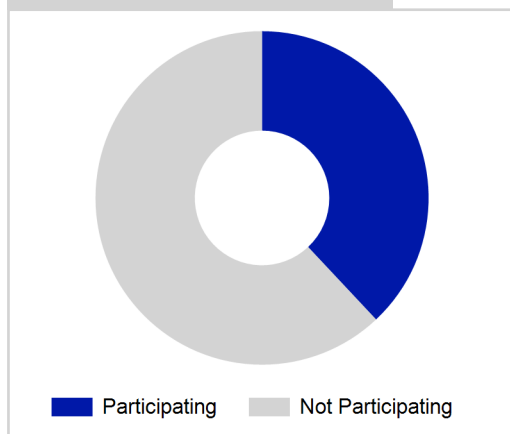
Term Report: Fife Council

Academic Year : 2017/18, Term(s) : Full Year

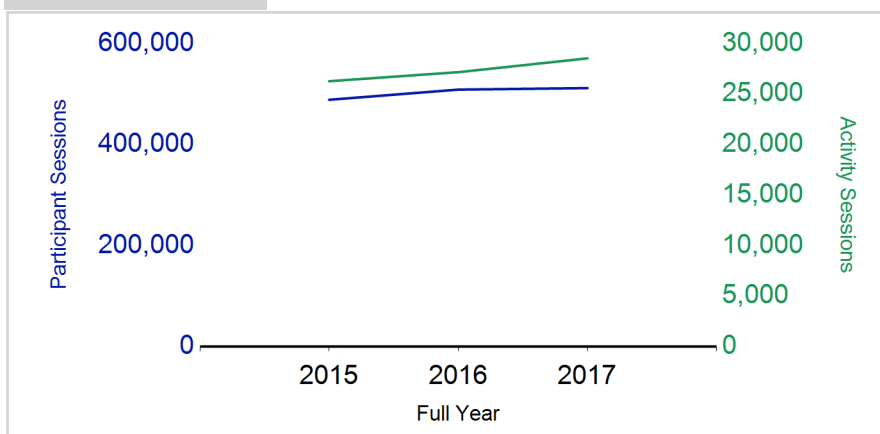
Putting sport first

sportscotland
 the national agency for sport

% School Roll Participating



Participant Sessions¹



	2015 Full Year	2016 Full Year	2017 Full Year
Activity Sessions	26,269	27,165	28,535
% Purely voluntary	64%	61%	61%
Activity Session Blocks ³	2700	2849	2917
Avg. Activity Sessions / Block ⁴	9.7	9.5	9.8
Different Activities	67	62	55
Participant Sessions¹	488,669	508,810	511,722
% Female	43%	45%	46%
Distinct Participants²	18,941	18,196	18,849
Total School Roll	48,804	49,155	49,412
% Participating	39%	37%	38%
Distinct Deliverers⁵	1,057	1,063	1,108
% Volunteers	86%	82%	84%
Qualified Volunteers	482	465	474
Secondary Pupils	189	221	286
Total Deliverer Sessions ⁶	39,338	40,272	42,370
Avg. Deliverers Sessions / Deliverers	37.2	37.9	38.2
School Club Links	1,303	1,250	1,193
Schools with at least one link	154	156	155
Clubs with at least one link	152	155	145

1. Participant Sessions are the 'visits' pupils have made to activities. These figures do not represent the distinct pupils, and should only be taken as indicative of participation

2. Distinct participants are pupils who have attended at least one session of Active Schools supported activity across the selected year/term (whether this was in a single or multiple school activity).

3. Activities are recorded in ASMO as 'Activity Session Blocks' which describe a group who meet to take part in an activity.

4. The Average Activity Sessions/Block figure shows the average length of a block (i.e. how many weeks did the average block run for?)

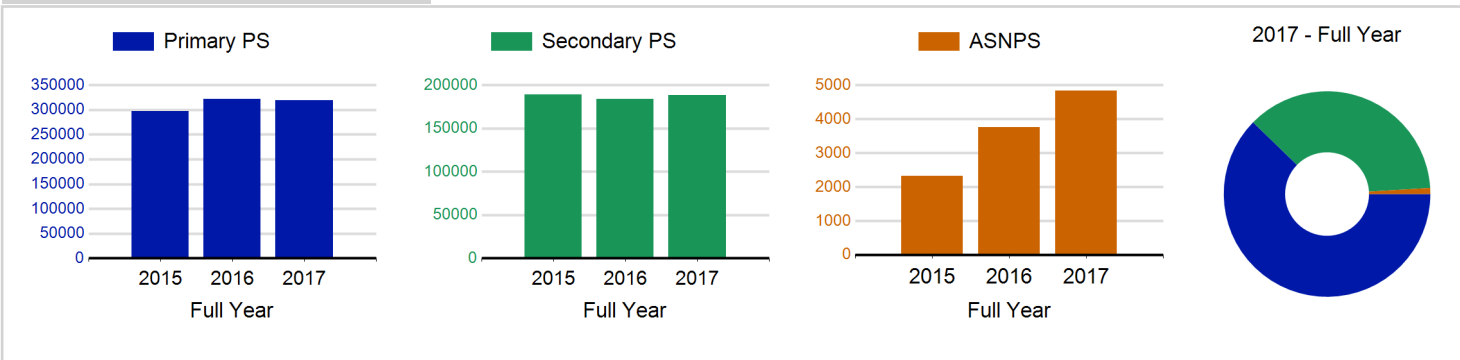
5. Distinct Deliverers are deliverers who have delivered at least one session of Active Schools supported activity across the selected year/term.

6. Deliverer Sessions are the 'visits' deliverers have made to activities. These figures do not represent the distinct deliverers, and should only be taken as indicative of delivery. Distinct deliverer information is only available at the local authority level.

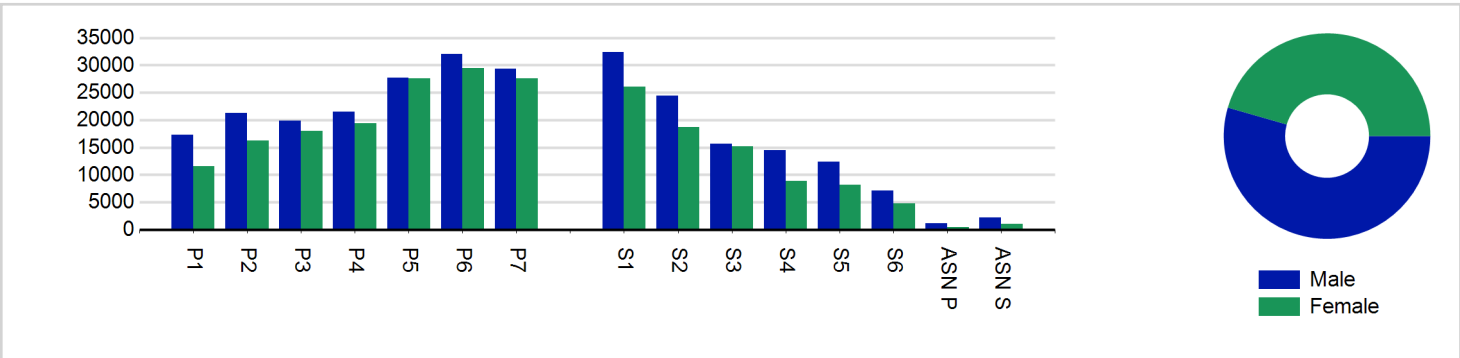
7. School Roll details are taken from the Pupil Census as at September of the Academic Year. Summaries available at <http://www.gov.scot/topics/statistics/browse/school-education/datasets>

8. Distinct Participant data collection 2011 onwards

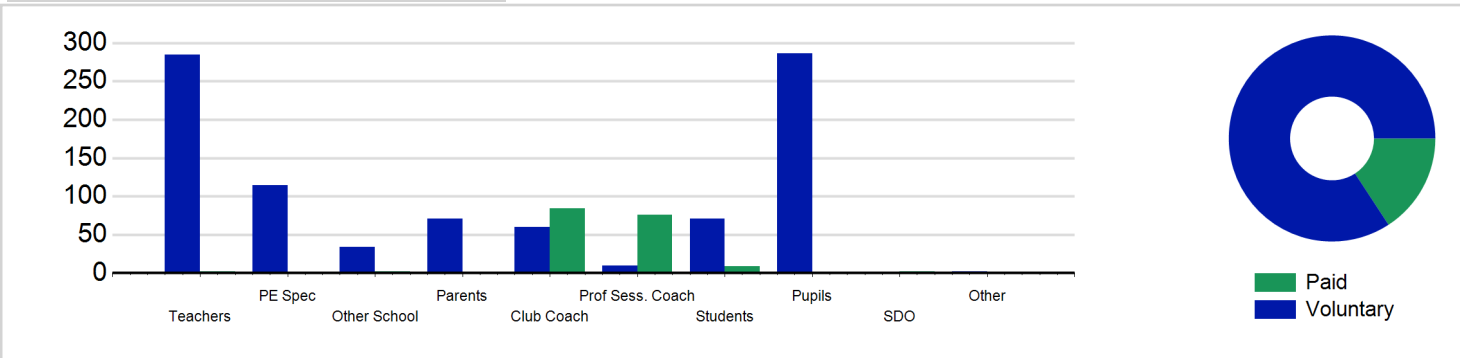
Participant Sessions¹ by School Type



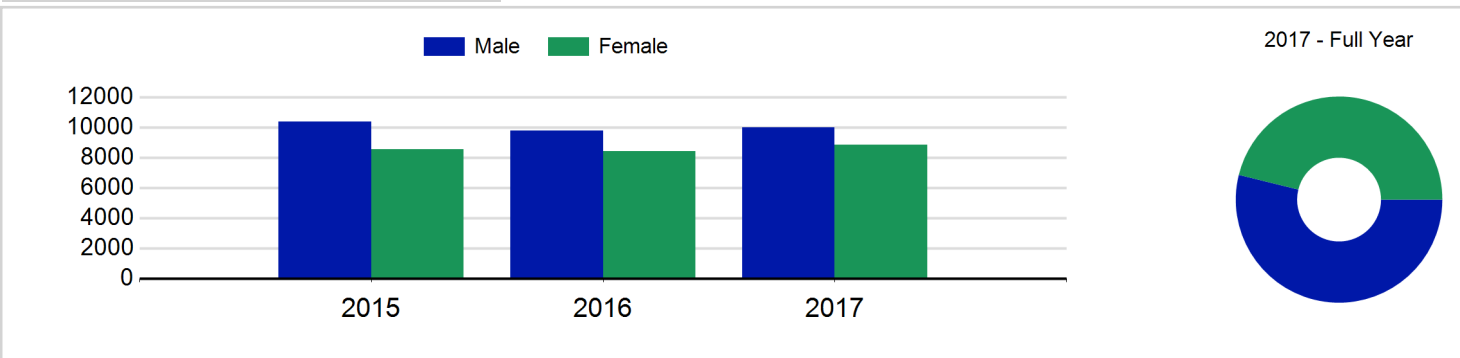
Participant Sessions¹ by Year Group and Gender



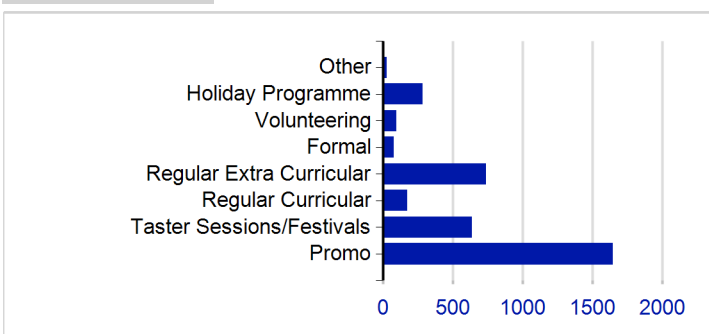
Distinct Deliverers



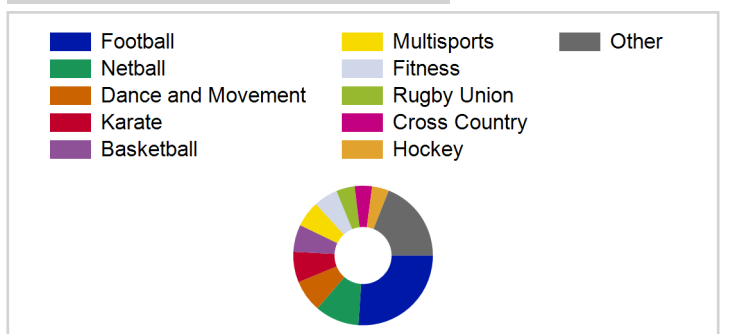
Distinct Participants² by Gender



School/Club Links



Top 10 Activities. by Participant Sessions¹



Term Report: Fife Council

Academic Year : 2017/18, Term(s) : Full Year

Putting sport first

sportscotland
the national agency for sport

Participant Sessions¹ by Year Group and Gender

	Male	Female
P1	17,252	11,578
P2	21,252	16,234
P3	19,844	17,938
P4	21,511	19,438
P5	27,729	27,552
P6	32,014	29,503
P7	29,390	27,529
S1	32,360	26,119
S2	24,449	18,640
S3	15,637	15,132
S4	14,526	8,865
S5	12,337	8,198
S6	7,081	4,780
ASN P	1,175	439
ASN S	2,181	1,039
Total	278,738	232,984

Distinct Deliverers⁵ by Type

	Paid	Voluntary
Teachers	2	285
PE Spec		114
Other School	2	34
Parents		71
Club Coach	84	60
Prof Sess. Coach	76	10
Students	9	71
Pupils		286
SDO	2	
Other		2
Total	175	933

Distinct Participants² by Gender

Male	9,982
Female	8,867
Total	18,849