

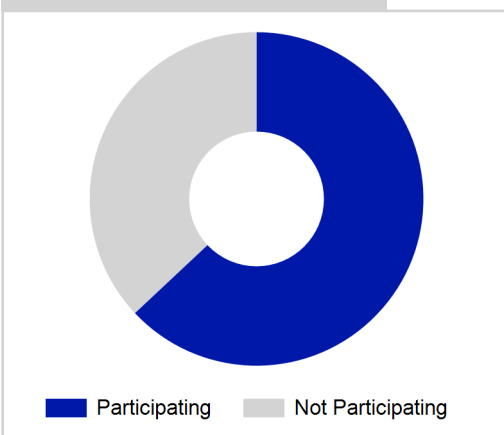
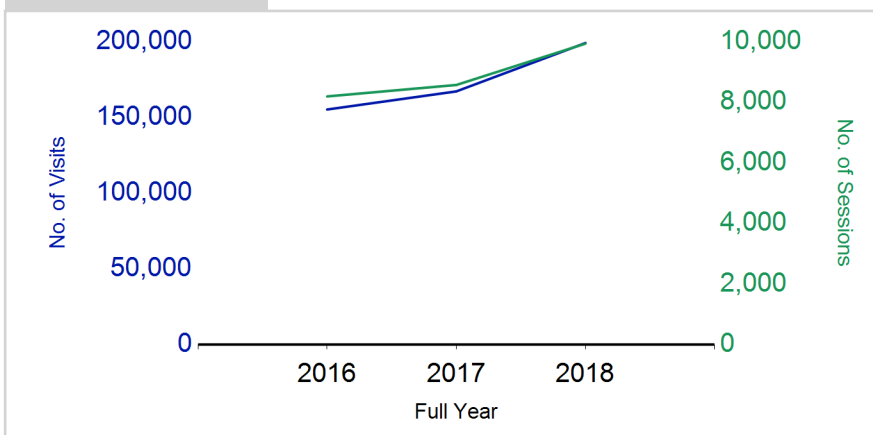
Term Report: Stirling Council

Academic Year : 2018/19, Term(s) : Full Year

Sport for Life

sportscotland
 the national agency for sport

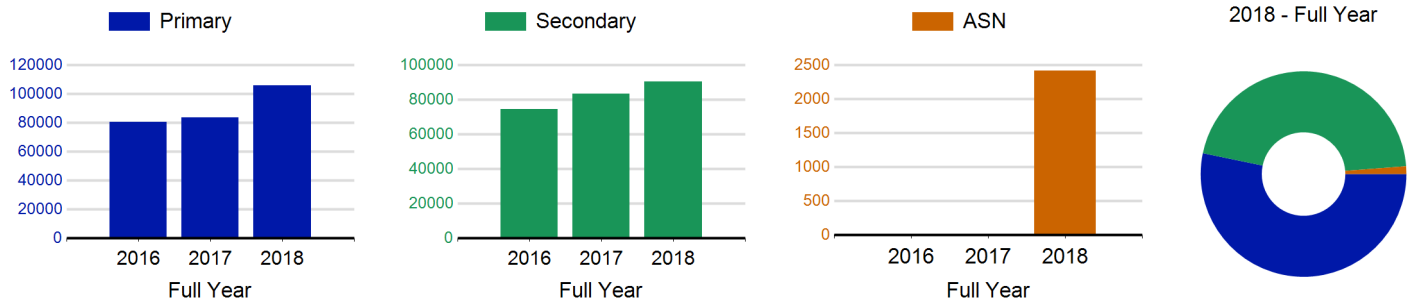
% School Roll Participating

Visits¹

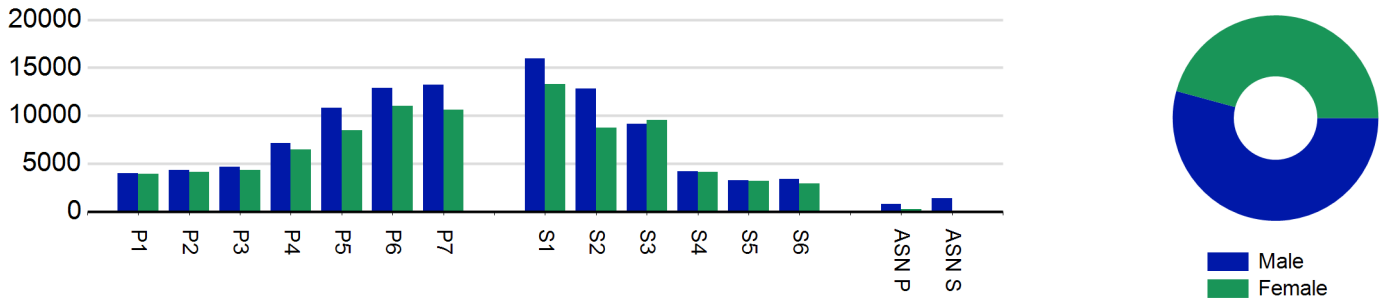
	2016 Full Year	2017 Full Year	2018 Full Year
Sessions	8,189	8,567	9,932
% Purely voluntary	85%	81%	76%
Blocks ³	1020	1099	1247
Sessions / Block ⁴	8.0	7.8	8.0
Different Activities	48	46	53
Visits¹	155,146	167,103	199,034
% Female	47%	49%	46%
Participants²	6,735	7,246	7,981
Total School Roll	12,395	12,466	12,598
% Participating	54%	58%	63%
Deliverers⁵	627	578	565
% Volunteers	95%	95%	94%
Qualified Volunteers	215	186	207
Secondary Pupils	244	250	239
Total Deliverer Sessions ⁶	17,169	16,692	18,479
Avg. Deliverers Sessions / Deliverers	27.4	28.9	32.7
School Club Links	574	506	507
Schools with at least one link	46	46	46
Clubs with at least one link	82	75	73

1. Visits are the number of times pupils have attended activities. These figures do not represent the participant figure, and instead should only be taken as indicative of participation.
 2. Participants are pupils who have attended at least one session of Active Schools supported activity across the selected year/term (whether this was in a single or multiple school activity).
 3. Activities are recorded in ASMO as 'blocks' which are made up of a group of 'sessions'.
 4. The Avg Sessions / Blocks figure shows the average number of sessions within a block.
 5. Deliverers are people who have delivered at least one session of Active Schools supported activity across the selected year/term.
 6. Deliverer Sessions are the 'visits' deliverers have made to activities. These figures do not represent the total deliverer figure, and should only be taken as indicative of delivery. Deliverer information is only available at the local authority level.
 7. School Roll details are taken from the Pupil Census as at September of the Academic Year. Summaries available at <http://www.gov.scot/topics/statistics/browse/school-education/datasets>
 8. Participant data collection 2011 onwards.

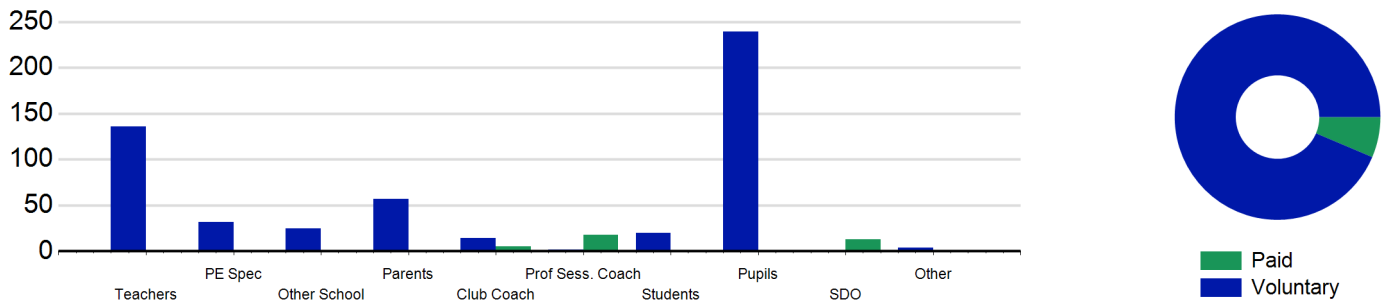
Visits₁ by School Type



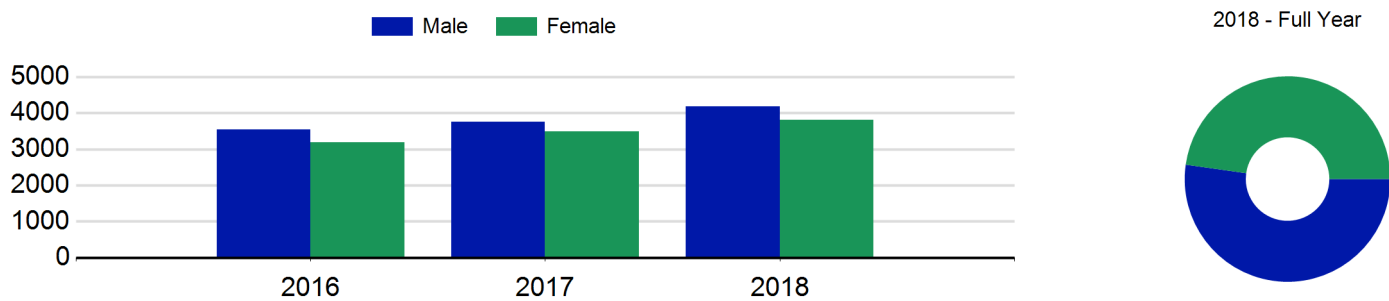
Visits₁ by Year Group and Sex



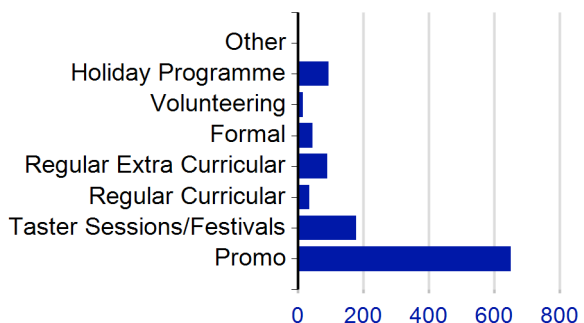
Deliverers



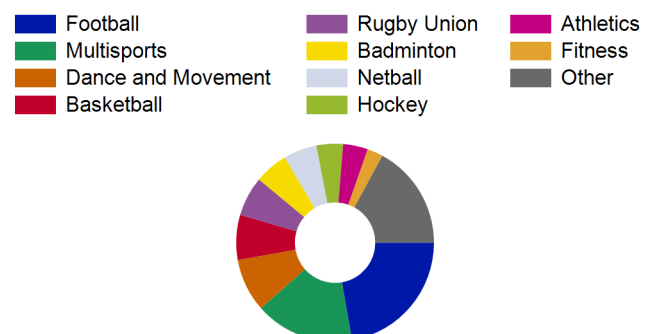
Participants₂ by Sex



School/Club Links



Top 10 Activities. by Visits₁



Term Report: Stirling Council

Academic Year : 2018/19, Term(s) : Full Year

Sport for Life

sportscotland
the national agency for sport

Visits¹ by Year Group and Sex

	Male	Female
P1	3,963	3,942
P2	4,313	4,155
P3	4,675	4,346
P4	7,121	6,439
P5	10,806	8,482
P6	12,867	11,020
P7	13,238	10,633
S1	15,957	13,315
S2	12,848	8,745
S3	9,166	9,540
S4	4,171	4,096
S5	3,274	3,219
S6	3,382	2,903
ASN P	752	252
ASN S	1,414	
Total	107,947	91,087

Deliverers⁵ by Type

	Paid	Voluntary
Teachers	0	136
PE Spec	0	32
Other School	0	25
Parents	0	57
Club Coach	5	14
Prof Sess. Coach	18	2
Students	0	20
Pupils	0	239
SDO	13	0
Other	0	4
Total	36	529

Participants² by Sex

Male	4,175
Female	3,806
Total	7,981

