

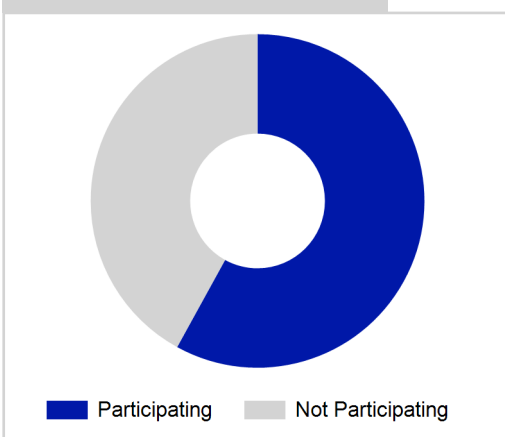
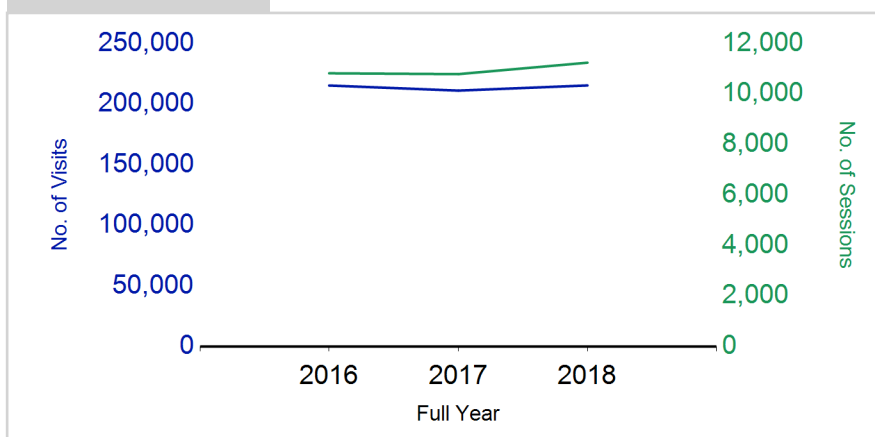
# Term Report: Scottish Borders Council

Academic Year : 2018/19, Term(s) : Full Year

Sport for Life

**sportscotland**  
 the national agency for sport

% School Roll Participating

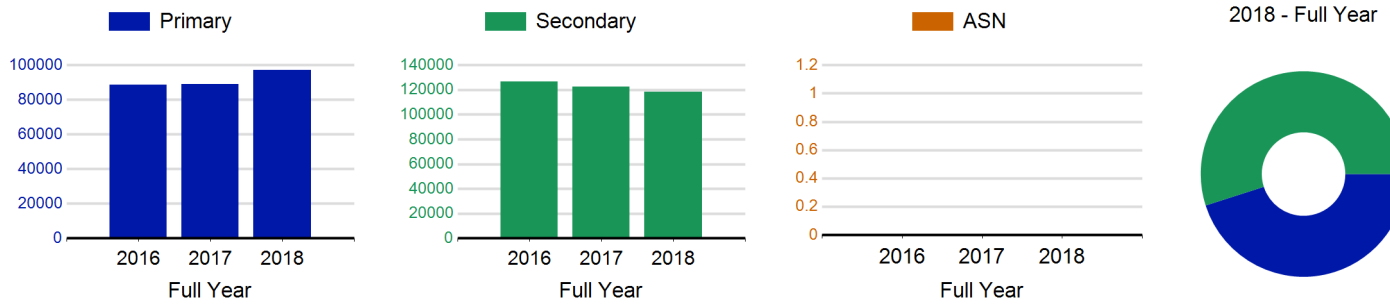
Visits<sup>1</sup>

	2016 Full Year	2017 Full Year	2018 Full Year
<b>Sessions</b>	<b>10,822</b>	<b>10,789</b>	<b>11,242</b>
% Purely voluntary	64%	65%	61%
Blocks <sup>3</sup>	1205	1292	1307
Sessions / Block <sup>4</sup>	9.0	8.4	8.6
Different Activities	46	47	43
<b>Visits<sup>1</sup></b>	<b>215,377</b>	<b>211,179</b>	<b>215,439</b>
% Female	52%	50%	49%
<b>Participants<sup>2</sup></b>	<b>8,155</b>	<b>8,398</b>	<b>8,478</b>
Total School Roll	14,563	14,609	14,589
% Participating	56%	57%	58%
<b>Deliverers<sup>5</sup></b>	<b>771</b>	<b>812</b>	<b>735</b>
% Volunteers	87%	89%	88%
Qualified Volunteers	412	410	374
Secondary Pupils	192	203	175
Total Deliverer Sessions <sup>6</sup>	25,590	25,608	24,882
Avg. Deliverers Sessions / Deliverers	33.2	31.5	33.9
<b>School Club Links</b>	<b>823</b>	<b>809</b>	<b>770</b>
Schools with at least one link	70	68	66
Clubs with at least one link	125	117	115

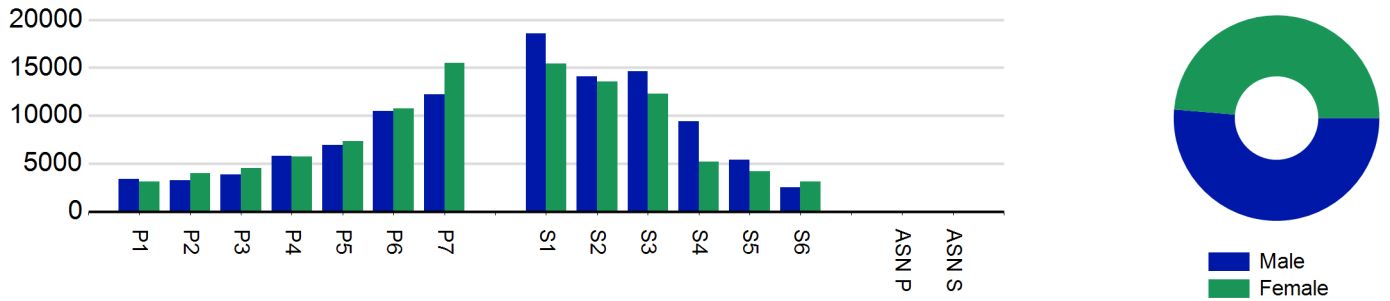
1. Visits are the number of times pupils have attended activities. These figures do not represent the participant figure, and instead should only be taken as indicative of participation.  
 2. Participants are pupils who have attended at least one session of Active Schools supported activity across the selected year/term (whether this was in a single or multiple school activity).  
 3. Activities are recorded in ASMO as 'blocks' which are made up of a group of 'sessions'.  
 4. The Avg Sessions / Blocks figure shows the average number of sessions within a block.  
 5. Deliverers are people who have delivered at least one session of Active Schools supported activity across the selected year/term.  
 6. Deliverer Sessions are the 'visits' deliverers have made to activities. These figures do not represent the total deliverer figure, and should only be taken as indicative of delivery. Deliverer information is only available at the local authority level.  
 7. School Roll details are taken from the Pupil Census as at September of the Academic Year. Summaries available at <http://www.gov.scot/topics/statistics/browse/school-education/datasets>  
 8. Participant data collection 2011 onwards.



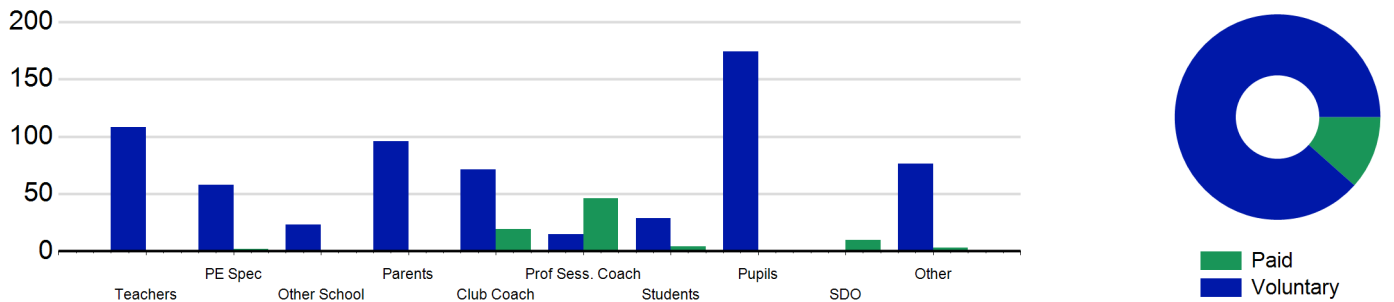
### Visits<sub>1</sub> by School Type



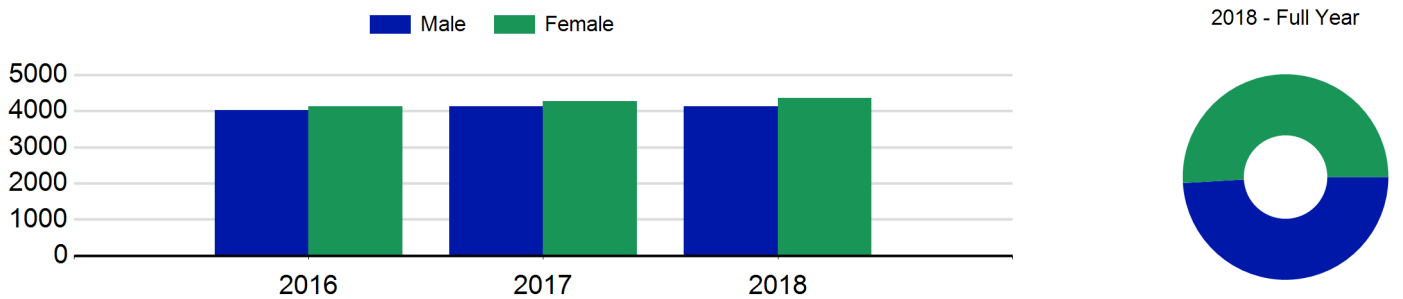
### Visits<sub>1</sub> by Year Group and Sex



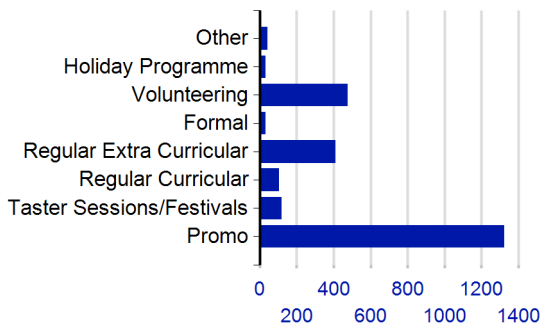
### Deliverers



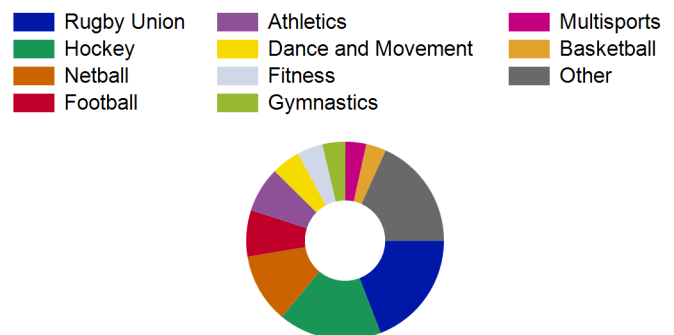
### Participants<sub>2</sub> by Sex



### School/Club Links



### Top 10 Activities. by Visits<sub>1</sub>





# Term Report: Scottish Borders Council

Academic Year : 2018/19, Term(s) : Full Year

Sport for Life

**sportscotland**  
the national agency for sport

## Visits<sup>1</sup> by Year Group and Sex

	Male	Female
<b>P1</b>	3,405	3,125
<b>P2</b>	3,288	4,002
<b>P3</b>	3,852	4,526
<b>P4</b>	5,819	5,752
<b>P5</b>	6,933	7,360
<b>P6</b>	10,510	10,731
<b>P7</b>	12,220	15,526
<b>S1</b>	18,557	15,438
<b>S2</b>	14,104	13,550
<b>S3</b>	14,646	12,285
<b>S4</b>	9,378	5,206
<b>S5</b>	5,372	4,177
<b>S6</b>	2,523	3,154

**ASN P****ASN S**

<b>Total</b>	<b>110,607</b>	<b>104,832</b>
--------------	----------------	----------------

## Participants<sup>2</sup> by Sex

<b>Male</b>	4,123
<b>Female</b>	4,355
<b>Total</b>	<b>8,478</b>

## Deliverers<sup>5</sup> by Type

	Paid	Voluntary
<b>Teachers</b>	0	108
<b>PE Spec</b>	2	58
<b>Other School</b>	0	23
<b>Parents</b>	0	96
<b>Club Coach</b>	19	71
<b>Prof Sess. Coach</b>	46	15
<b>Students</b>	4	29
<b>Pupils</b>	1	174
<b>SDO</b>	10	0
<b>Other</b>	3	76
<b>Total</b>	<b>85</b>	<b>650</b>

