

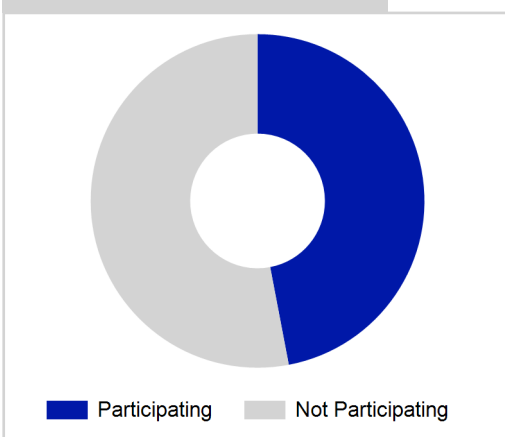
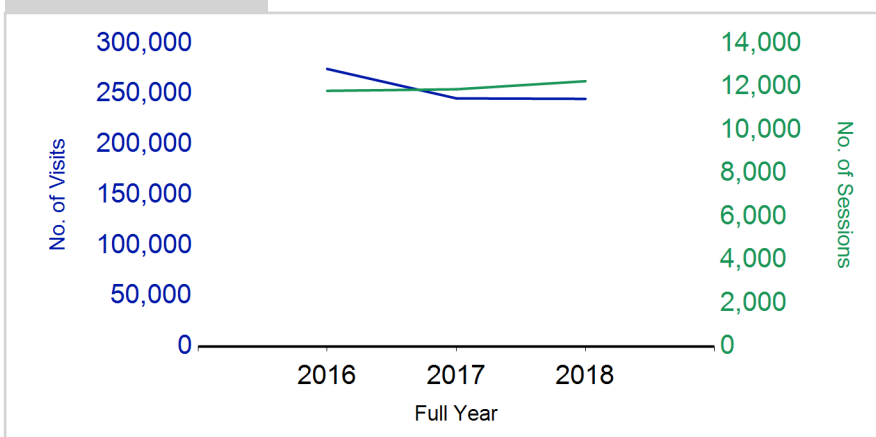
Term Report: Perth & Kinross Council

Academic Year : 2018/19, Term(s) : Full Year

Sport for Life

sportscotland
 the national agency for sport

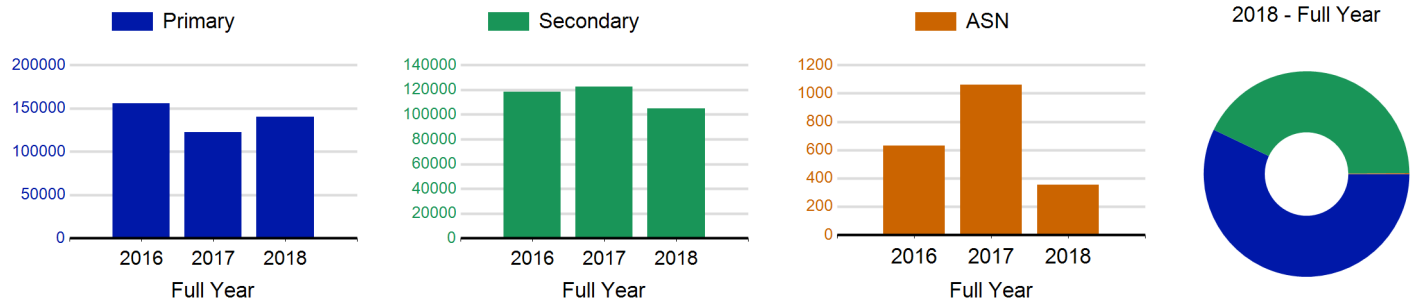
% School Roll Participating

Visits¹

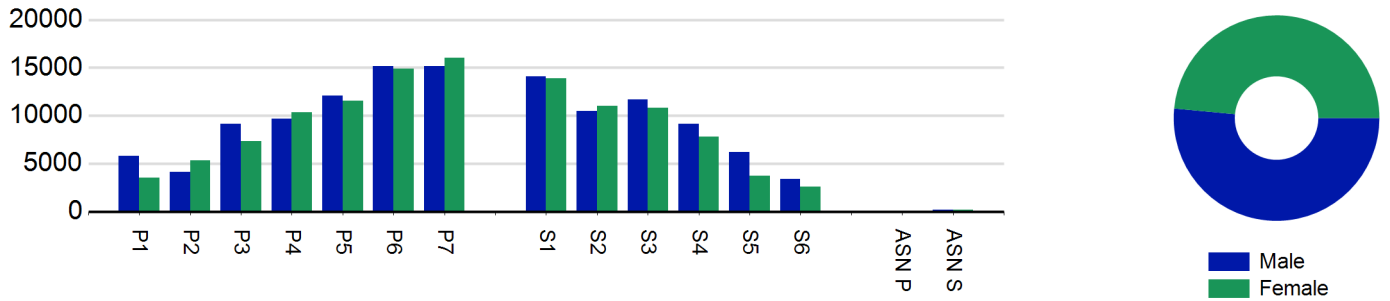
	2016 Full Year	2017 Full Year	2018 Full Year
Sessions	11,814	11,887	12,259
% Purely voluntary	94%	90%	90%
Blocks ³	1238	1312	1350
Sessions / Block ⁴	9.5	9.1	9.1
Different Activities	53	59	57
Visits¹	274,854	245,713	245,230
% Female	47%	47%	49%
Participants²	8,464	8,778	8,477
Total School Roll	18,013	17,918	17,958
% Participating	47%	49%	47%
Deliverers⁵	947	984	1,094
% Volunteers	96%	98%	97%
Qualified Volunteers	496	414	373
Secondary Pupils	284	334	384
Total Deliverer Sessions ⁶	25,327	25,377	27,093
Avg. Deliverers Sessions / Deliverers	26.7	25.8	24.8
School Club Links	690	722	785
Schools with at least one link	82	81	82
Clubs with at least one link	122	122	132

1. Visits are the number of times pupils have attended activities. These figures do not represent the participant figure, and instead should only be taken as indicative of participation.
 2. Participants are pupils who have attended at least one session of Active Schools supported activity across the selected year/term (whether this was in a single or multiple school activity).
 3. Activities are recorded in ASMO as 'blocks' which are made up of a group of 'sessions'.
 4. The Avg Sessions / Blocks figure shows the average number of sessions within a block.
 5. Deliverers are people who have delivered at least one session of Active Schools supported activity across the selected year/term.
 6. Deliverer Sessions are the 'visits' deliverers have made to activities. These figures do not represent the total deliverer figure, and should only be taken as indicative of delivery. Deliverer information is only available at the local authority level.
 7. School Roll details are taken from the Pupil Census as at September of the Academic Year. Summaries available at <http://www.gov.scot/topics/statistics/browse/school-education/datasets>
 8. Participant data collection 2011 onwards.

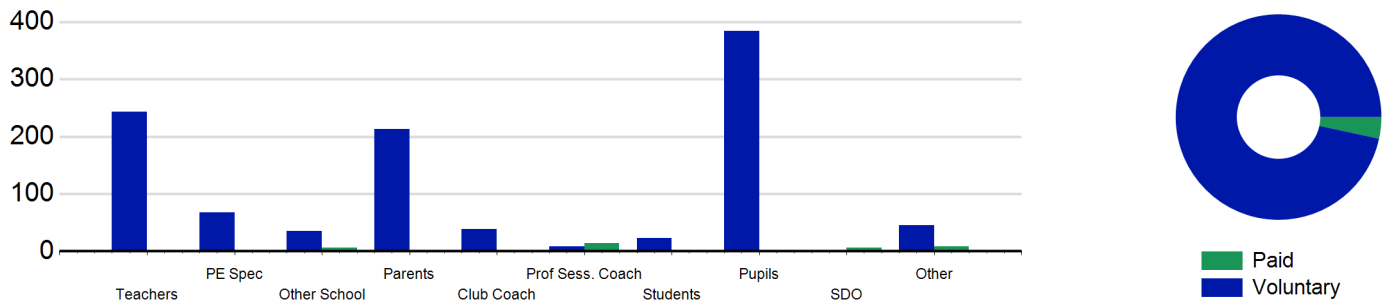
Visits₁ by School Type



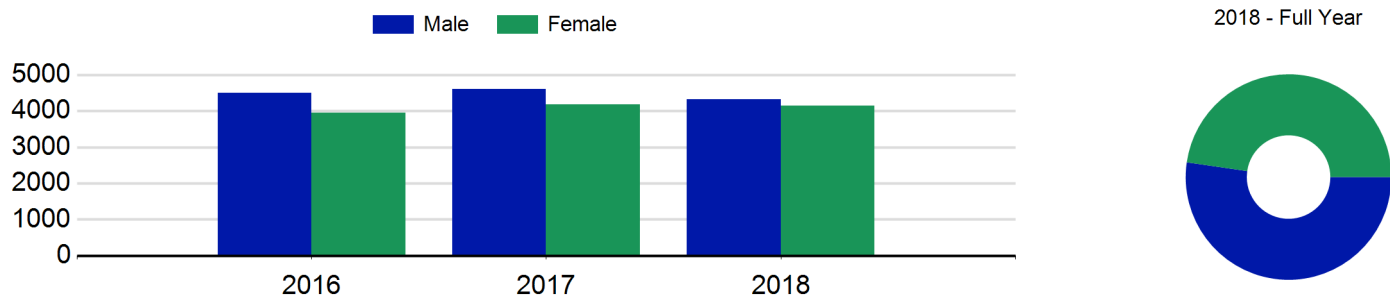
Visits₁ by Year Group and Sex



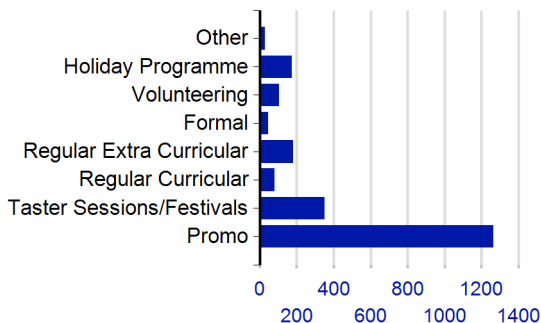
Deliverers



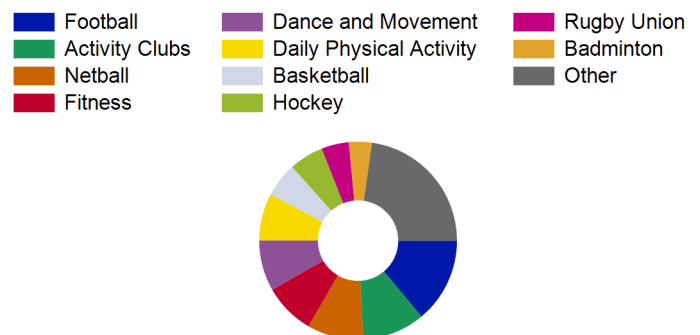
Participants₂ by Sex



School/Club Links



Top 10 Activities. by Visits₁



Term Report: Perth & Kinross Council

Academic Year : 2018/19, Term(s) : Full Year

Sport for Life

sportscotland
the national agency for sport

Visits¹ by Year Group and Sex

	Male	Female
P1	5,777	3,517
P2	4,121	5,352
P3	9,141	7,311
P4	9,646	10,369
P5	12,052	11,543
P6	15,130	14,865
P7	15,158	16,026
S1	14,124	13,862
S2	10,452	11,033
S3	11,683	10,843
S4	9,134	7,835
S5	6,225	3,699
S6	3,408	2,570

ASN P

ASN S	208	146
Total	126,259	118,971

Participants² by Sex

Male	4,333
Female	4,144
Total	8,477

Deliverers⁵ by Type

	Paid	Voluntary
Teachers	0	243
PE Spec	2	68
Other School	6	35
Parents	0	213
Club Coach	1	38
Prof Sess. Coach	14	8
Students	0	23
Pupils	0	384
SDO	6	0
Other	8	45
Total	37	1,057

