

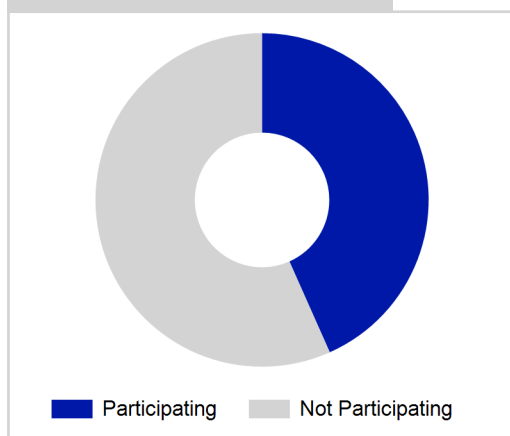
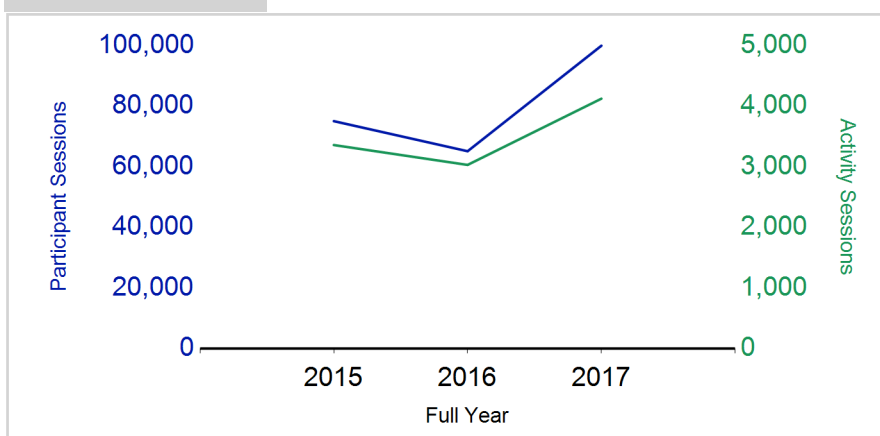
Term Report: Inverclyde Council

Academic Year : 2017/18, Term(s) : Full Year

Putting sport first

sportscotland
 the national agency for sport

% School Roll Participating

Participant Sessions¹

	2015 Full Year	2016 Full Year	2017 Full Year
Activity Sessions	3,359	3,031	4,124
% Purely voluntary	75%	75%	70%
Activity Session Blocks ³	490	448	542
Avg. Activity Sessions / Block ⁴	6.9	6.8	7.6
Different Activities	33	32	40
Participant Sessions¹	75,062	65,135	99,954
% Female	52%	51%	51%
Distinct Participants²	4,467	3,779	4,598
Total School Roll	9,908	9,894	9,860
% Participating	45%	38%	47%
Distinct Deliverers⁵	322	336	436
% Volunteers	93%	93%	90%
Qualified Volunteers	126	88	64
Secondary Pupils	87	65	61
Total Deliverer Sessions ⁶	5,696	5,360	7,374
Avg. Deliverers Sessions / Deliverers	17.7	16.0	16.9
School Club Links	246	206	200
Schools with at least one link	27	27	27
Clubs with at least one link	30	27	37

1. Participant Sessions are the 'visits' pupils have made to activities. These figures do not represent the distinct pupils, and should only be taken as indicative of participation.

2. Distinct participants are pupils who have attended at least one session of Active Schools supported activity across the selected year/term (whether this was in a single or multiple school activity).

3. Activities are recorded in ASMO as 'Activity Session Blocks' which describe a group who meet to take part in an activity.

4. The Average Activity Sessions/Block figure shows the average length of a block (i.e. how many weeks did the average block run for?)

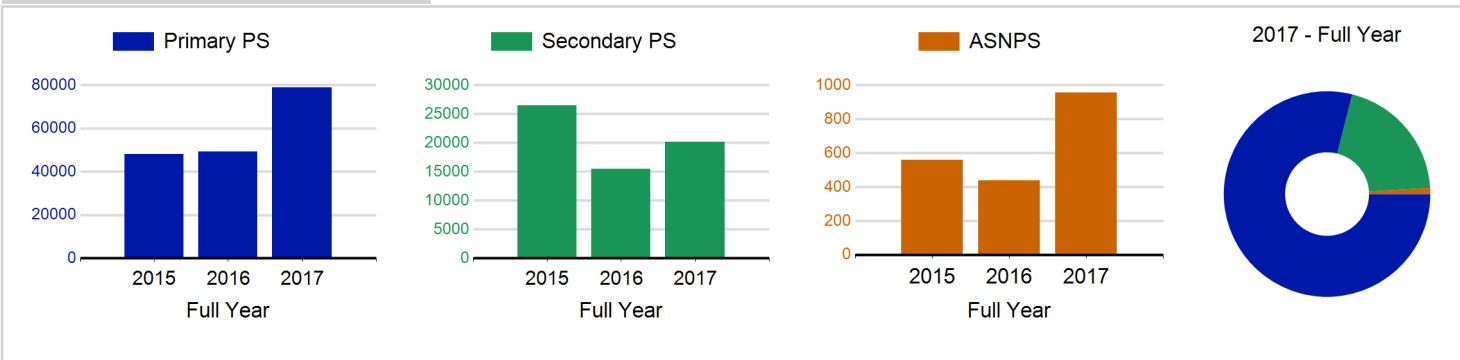
5. Distinct Deliverers are deliverers who have delivered at least one session of Active Schools supported activity across the selected year/term.

6. Deliverer Sessions are the 'visits' deliverers have made to activities. These figures do not represent the distinct deliverers, and should only be taken as indicative of delivery. Distinct deliverer information is only available at the local authority level.

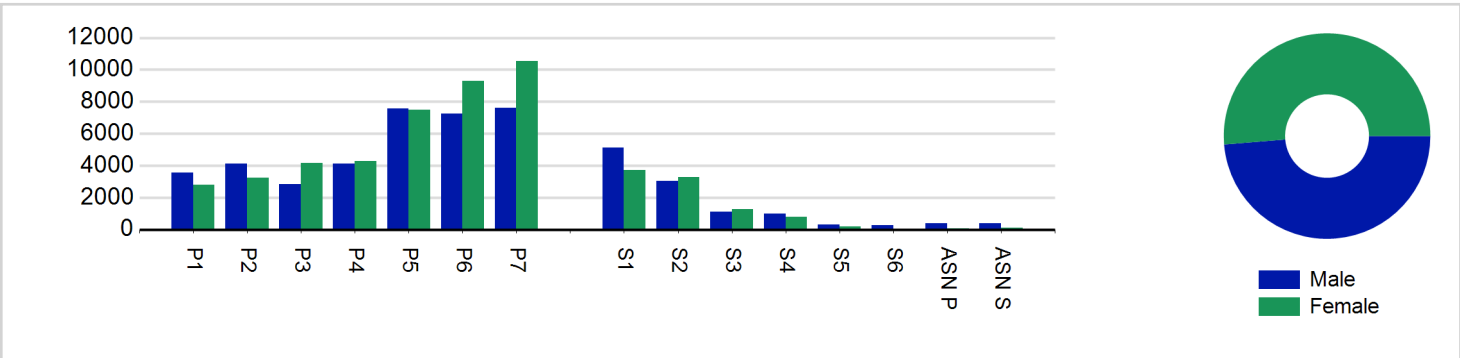
7. School Roll details are taken from the Pupil Census as at September of the Academic Year. Summaries available at <http://www.gov.scot/topics/statistics/browse/school-education/datasets>

8. Distinct Participant data collection 2011 onwards

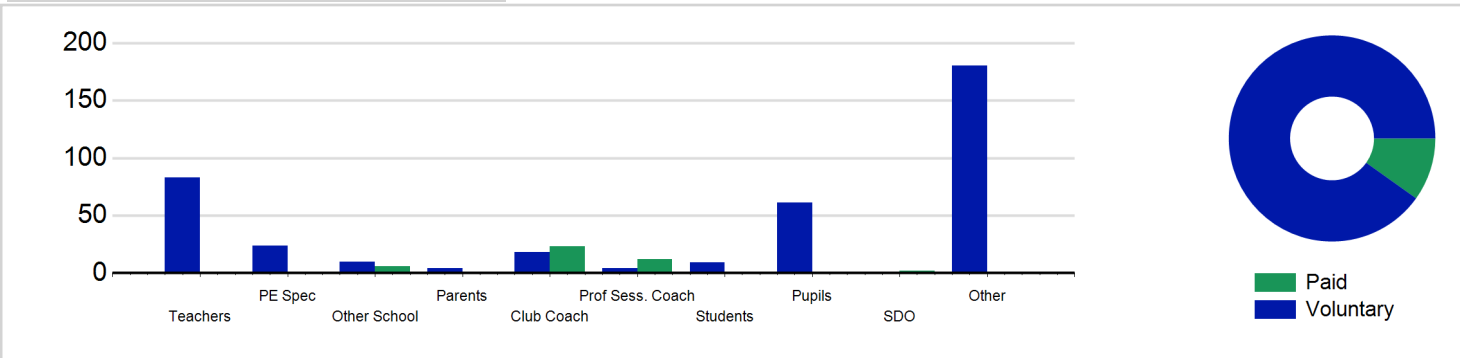
Participant Sessions¹ by School Type



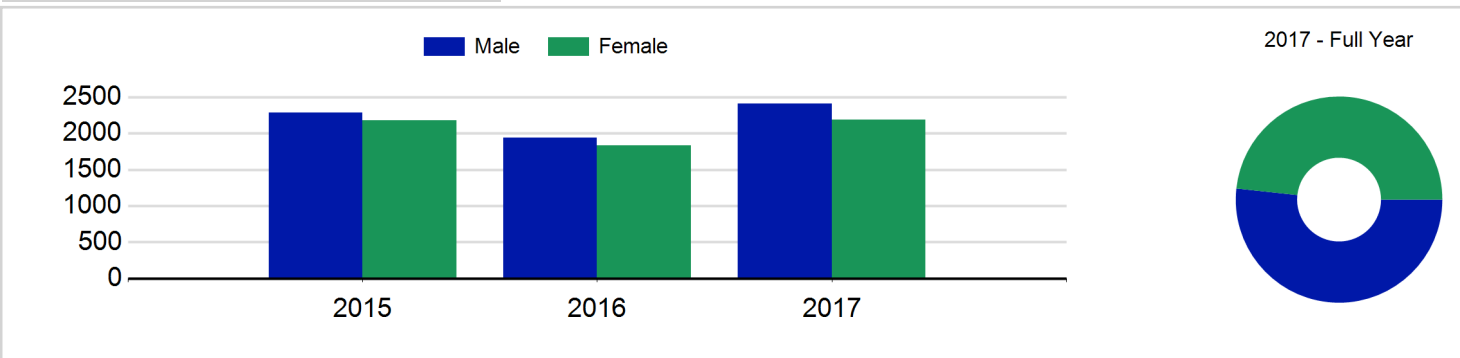
Participant Sessions¹ by Year Group and Gender



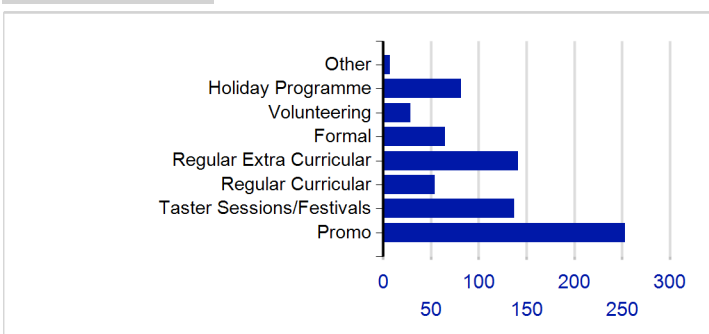
Distinct Deliverers



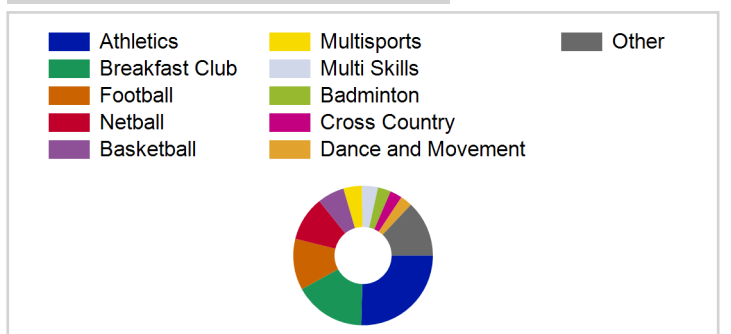
Distinct Participants² by Gender



School/Club Links



Top 10 Activities. by Participant Sessions¹



Term Report: Inverclyde Council

Academic Year : 2017/18, Term(s) : Full Year

Putting sport first

sportscotland
the national agency for sport

Participant Sessions¹ by Year Group and Gender

	Male	Female
P1	3,572	2,814
P2	4,110	3,240
P3	2,853	4,155
P4	4,108	4,286
P5	7,572	7,509
P6	7,231	9,290
P7	7,609	10,546
S1	5,128	3,708
S2	3,039	3,288
S3	1,110	1,251
S4	1,001	780
S5	316	188
S6	251	42
ASN P	397	79
ASN S	369	112
Total	48,666	51,288

Distinct Deliverers⁵ by Type

	Paid	Voluntary
Teachers		83
PE Spec		24
Other School	6	10
Parents		4
Club Coach	23	18
Prof Sess. Coach	12	4
Students		9
Pupils		61
SDO	2	
Other		180
Total	43	393

Distinct Participants² by Gender

Male	2,412
Female	2,186
Total	4,598