

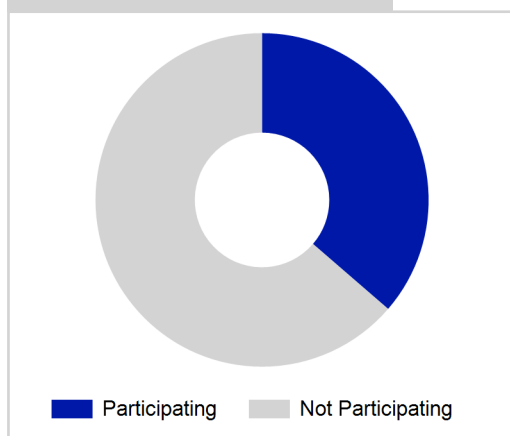
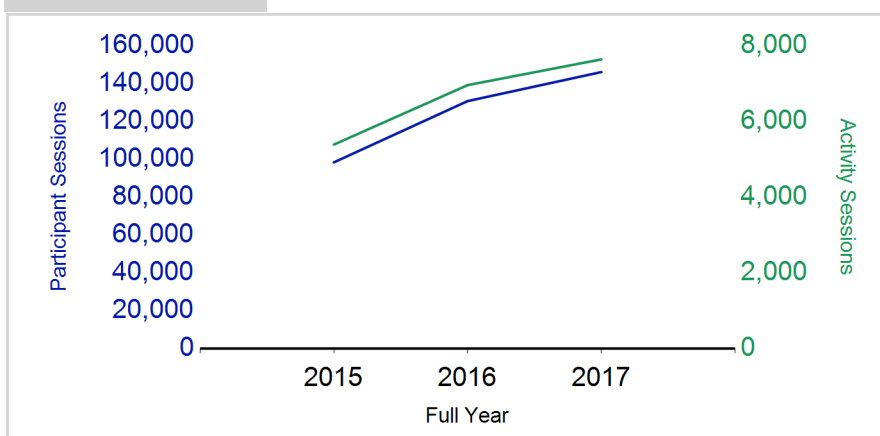
Term Report: North Ayrshire Council

Academic Year : 2017/18, Term(s) : Full Year

Putting sport first

sportscotland
 the national agency for sport

% School Roll Participating

Participant Sessions¹

	2015 Full Year	2016 Full Year	2017 Full Year
Activity Sessions	5,384	6,955	7,635
% Purely voluntary	80%	88%	86%
Activity Session Blocks ³	576	826	1012
Avg. Activity Sessions / Block ⁴	9.3	8.4	7.5
Different Activities	45	55	45
Participant Sessions¹	98,315	130,677	146,014
% Female	45%	44%	45%
Distinct Participants²	5,458	6,665	7,765
Total School Roll	18,059	18,300	18,265
% Participating	30%	36%	43%
Distinct Deliverers⁵	271	488	601
% Volunteers	96%	91%	95%
Qualified Volunteers	124	232	280
Secondary Pupils	55	138	175
Total Deliverer Sessions ⁶	11,594	12,579	14,870
Avg. Deliverers Sessions / Deliverers	42.8	25.8	24.7
School Club Links	387	384	508
Schools with at least one link	54	60	60
Clubs with at least one link	73	68	82

1. Participant Sessions are the 'visits' pupils have made to activities. These figures do not represent the distinct pupils, and should only be taken as indicative of participation.

2. Distinct participants are pupils who have attended at least one session of Active Schools supported activity across the selected year/term (whether this was in a single or multiple school activity).

3. Activities are recorded in ASMO as 'Activity Session Blocks' which describe a group who meet to take part in an activity.

4. The Average Activity Sessions/Block figure shows the average length of a block (i.e. how many weeks did the average block run for?)

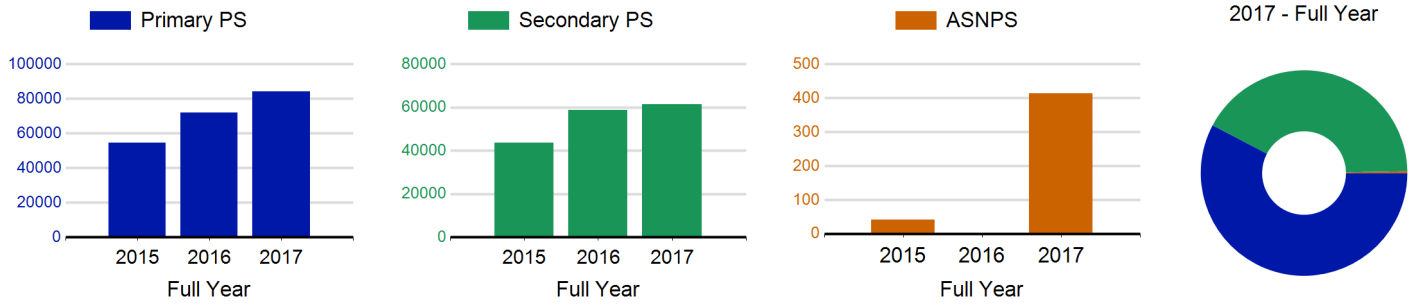
5. Distinct Deliverers are deliverers who have delivered at least one session of Active Schools supported activity across the selected year/term.

6. Deliverer Sessions are the 'visits' deliverers have made to activities. These figures do not represent the distinct deliverers, and should only be taken as indicative of delivery. Distinct deliverer information is only available at the local authority level.

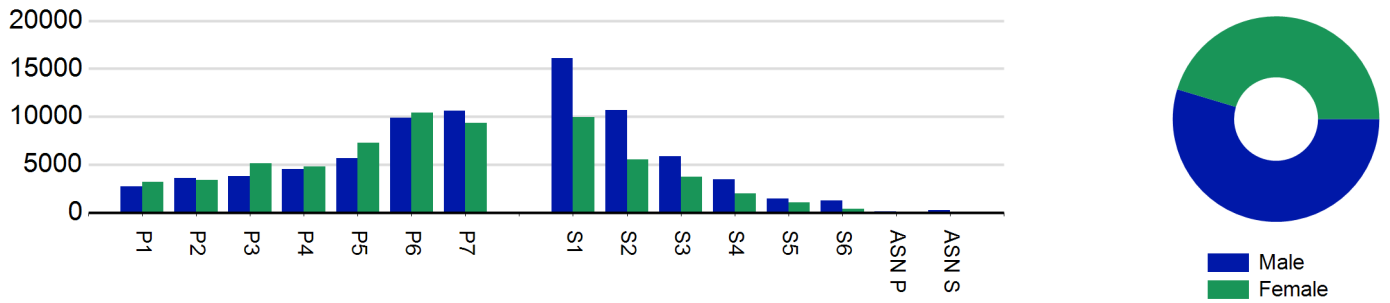
7. School Roll details are taken from the Pupil Census as at September of the Academic Year. Summaries available at <http://www.gov.scot/topics/statistics/browse/school-education/datasets>

8. Distinct Participant data collection 2011 onwards

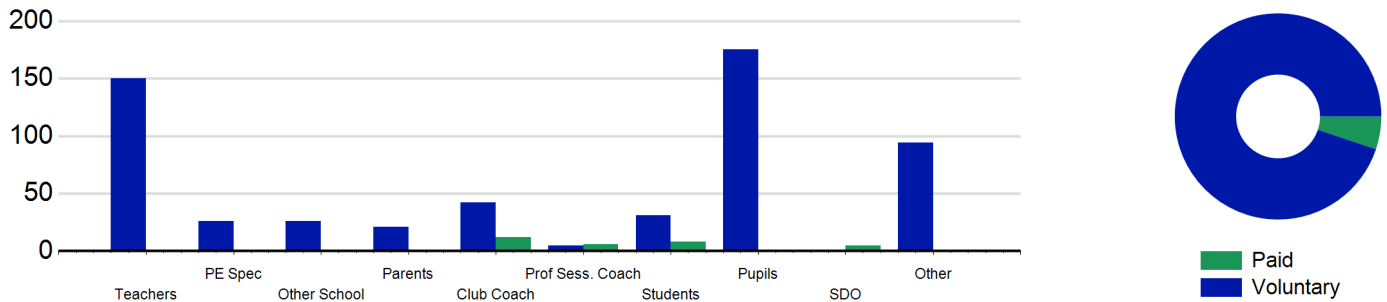
Participant Sessions¹ by School Type



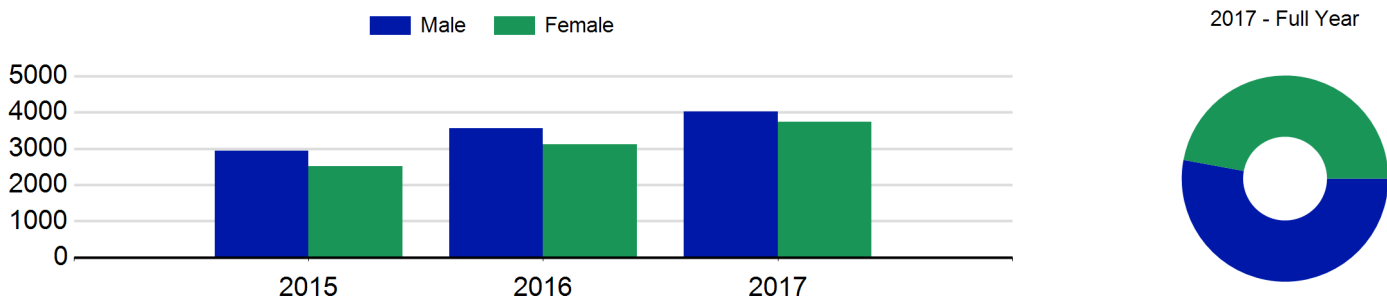
Participant Sessions¹ by Year Group and Gender



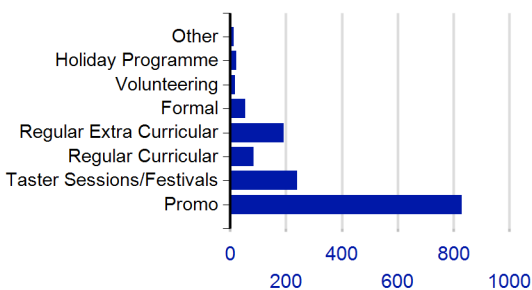
Distinct Deliverers



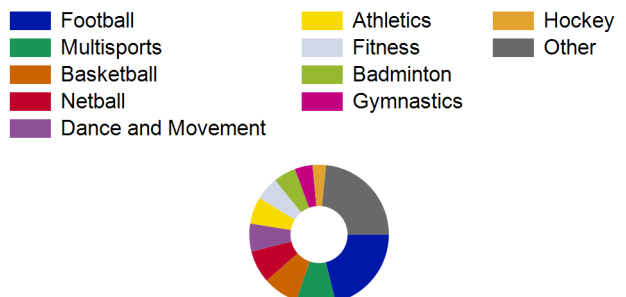
Distinct Participants² by Gender



School/Club Links



Top 10 Activities. by Participant Sessions¹



Term Report: North Ayrshire Council

Academic Year : 2017/18, Term(s) : Full Year

Putting sport first

sportscotland
the national agency for sport

Participant Sessions¹ by Year Group and Gender

	Male	Female
P1	2,694	3,157
P2	3,569	3,401
P3	3,824	5,137
P4	4,551	4,780
P5	5,676	7,287
P6	9,844	10,399
P7	10,599	9,324
S1	16,098	9,915
S2	10,651	5,515
S3	5,864	3,705
S4	3,484	2,003
S5	1,420	1,077
S6	1,261	366
ASN P	89	36
ASN S	219	69
Total	79,843	66,171

Distinct Deliverers⁵ by Type

	Paid	Voluntary
Teachers		150
PE Spec		26
Other School		26
Parents		21
Club Coach	12	42
Prof Sess. Coach	6	5
Students	8	31
Pupils		175
SDO	5	
Other		94
Total	31	570

Distinct Participants² by Gender

Male	4,032
Female	3,733
Total	7,765