

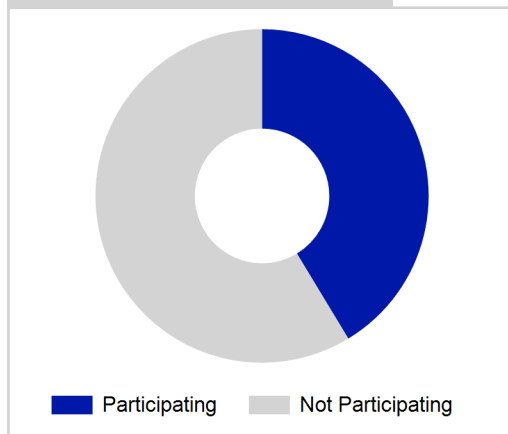
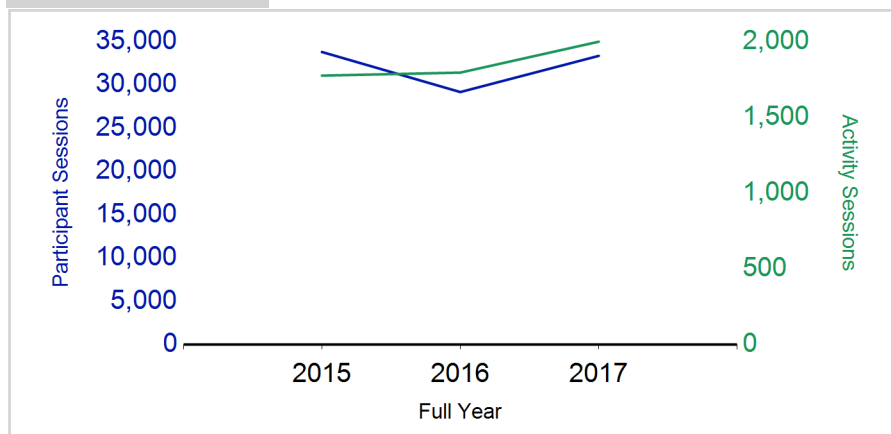
Term Report: Orkney Islands Council

Academic Year : 2017/18, Term(s) : Full Year

Putting sport first

sportscotland
the national agency for sport

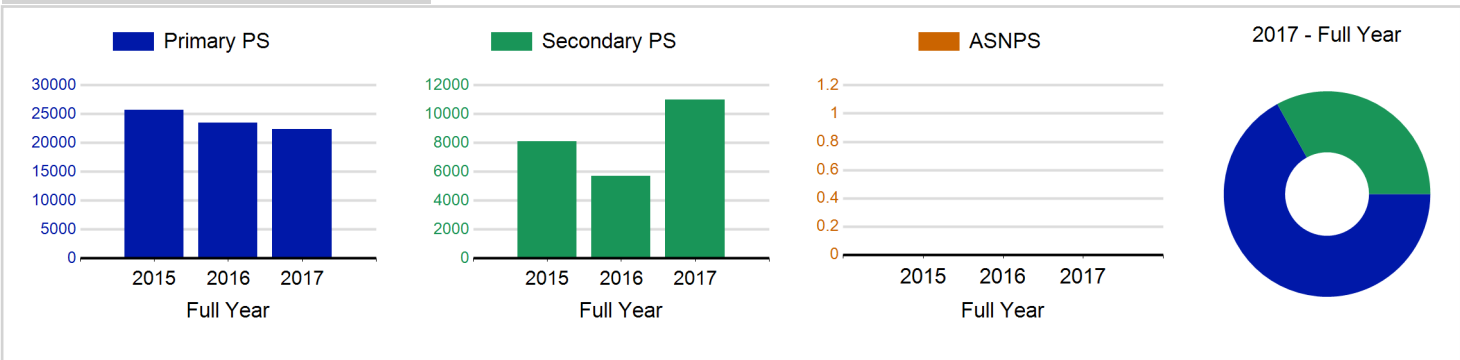
% School Roll Participating

Participant Sessions¹

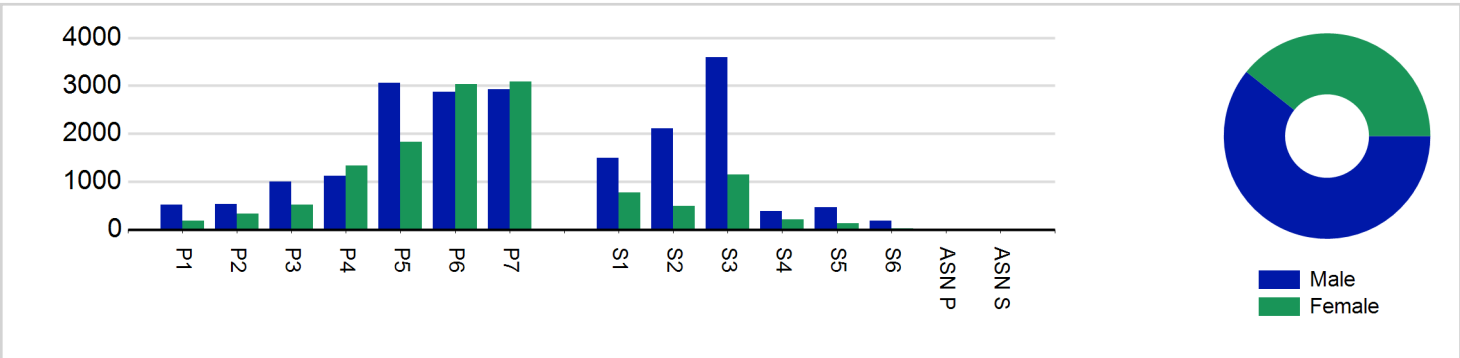
	2015 Full Year	2016 Full Year	2017 Full Year
Activity Sessions	1,775	1,795	1,999
% Purely voluntary	91%	99%	96%
Activity Session Blocks ³	161	171	213
Avg. Activity Sessions / Block ⁴	11.0	10.5	9.4
Different Activities	22	19	23
Participant Sessions¹	33,795	29,166	33,346
% Female	42%	43%	39%
Distinct Participants²	1,133	1,082	1,122
Total School Roll	2,665	2,700	2,728
% Participating	43%	40%	41%
Distinct Deliverers⁵	160	200	172
% Volunteers	99%	99%	99%
Qualified Volunteers	60	90	69
Secondary Pupils	11	20	27
Total Deliverer Sessions ⁶	5,277	4,975	4,809
Avg. Deliverers Sessions / Deliverers	33.0	24.9	28.0
School Club Links	133	205	209
Schools with at least one link	25	25	24
Clubs with at least one link	18	33	39

1. Participant Sessions are the 'visits' pupils have made to activities. These figures do not represent the distinct pupils, and should only be taken as indicative of participation.
 2. Distinct participants are pupils who have attended at least one session of Active Schools supported activity across the selected year/term (whether this was in a single or multiple school activity).
 3. Activities are recorded in ASMO as 'Activity Session Blocks' which describe a group who meet to take part in an activity.
 4. The Average Activity Sessions/Block figure shows the average length of a block (i.e. how many weeks did the average block run for?)
 5. Distinct Deliverers are deliverers who have delivered at least one session of Active Schools supported activity across the selected year/term.
 6. Deliverer Sessions are the 'visits' deliverers have made to activities. These figures do not represent the distinct deliverers, and should only be taken as indicative of delivery. Distinct deliverer information is only available at the local authority level.
 7. School Roll details are taken from the Pupil Census as at September of the Academic Year. Summaries available at <http://www.gov.scot/topics/statistics/browse/school-education/datasets>
 8. Distinct Participant data collection 2011 onwards

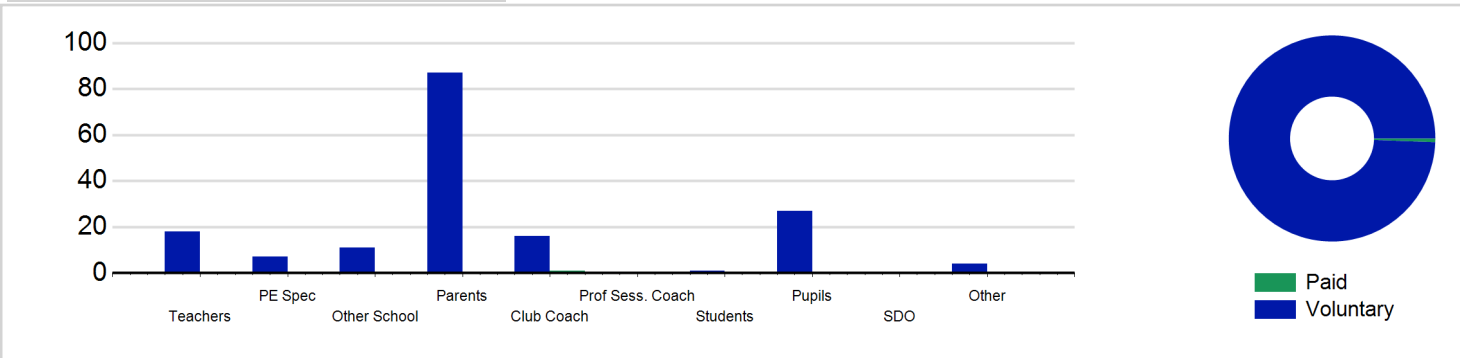
Participant Sessions¹ by School Type



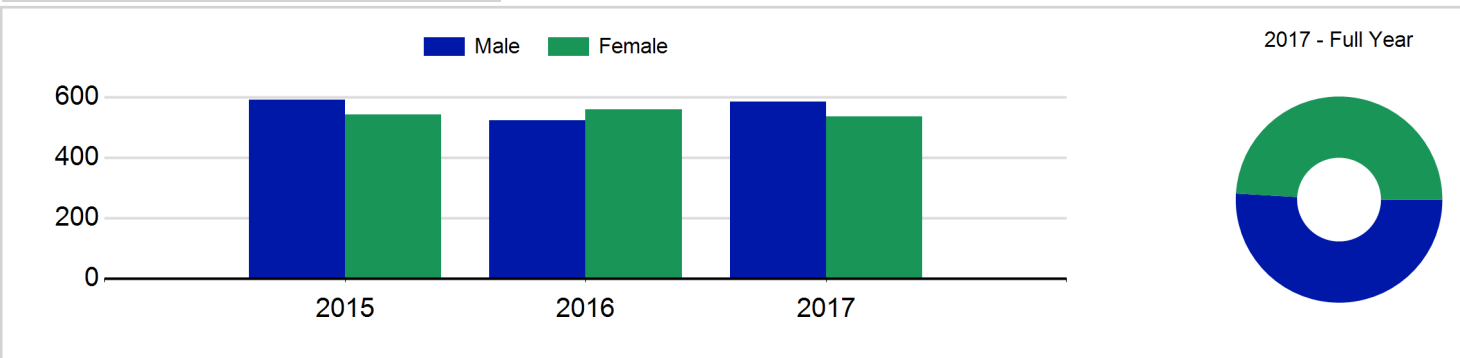
Participant Sessions¹ by Year Group and Gender



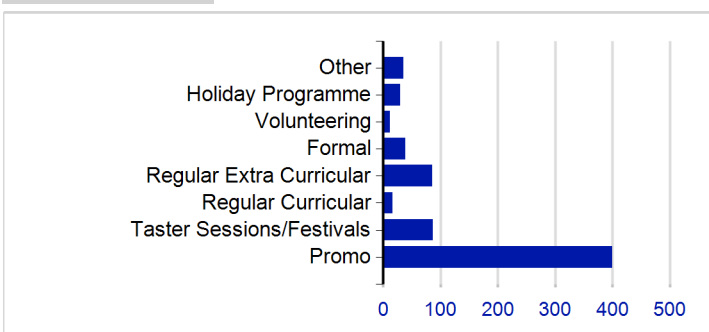
Distinct Deliverers



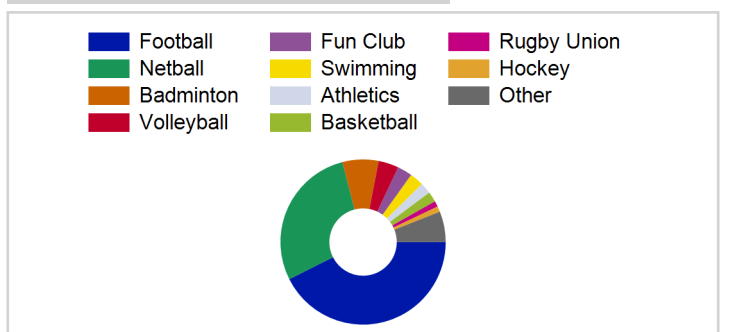
Distinct Participants² by Gender



School/Club Links



Top 10 Activities. by Participant Sessions¹



Term Report: Orkney Islands Council

Academic Year : 2017/18, Term(s) : Full Year

Putting sport first

sportscotland
the national agency for sport

Participant Sessions¹ by Year Group and Gender

	Male	Female
P1	524	177
P2	534	325
P3	1,004	523
P4	1,122	1,331
P5	3,055	1,832
P6	2,867	3,039
P7	2,924	3,082
S1	1,500	777
S2	2,107	490
S3	3,588	1,147
S4	385	210
S5	462	133
S6	184	24
ASN P		
ASN S		
Total	20,256	13,090

Distinct Deliverers⁵ by Type

	Paid	Voluntary
Teachers		18
PE Spec		7
Other School		11
Parents		87
Club Coach	1	16
Prof Sess. Coach		
Students		1
Pupils		27
SDO		
Other		4
Total	1	171

Distinct Participants² by Gender

Male	586
Female	536
Total	1,122