

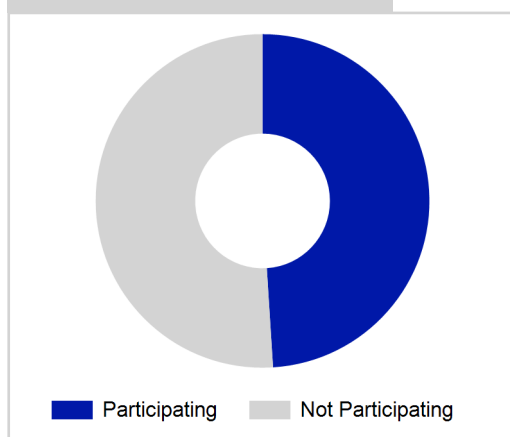
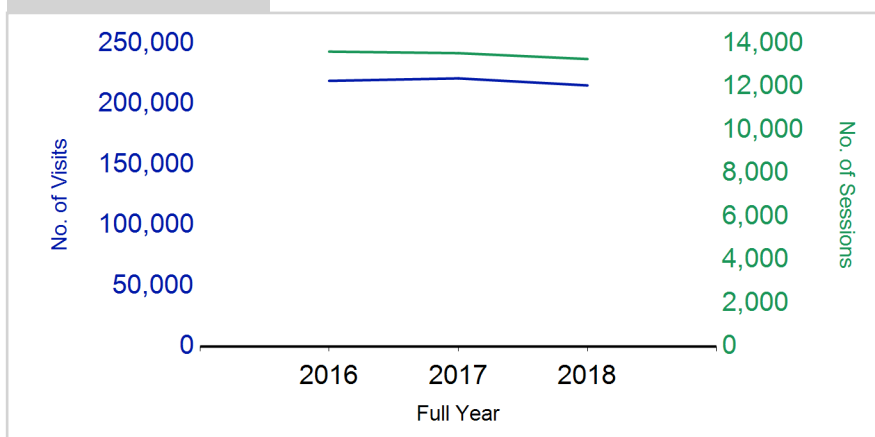
Term Report: Dundee City Council

Academic Year : 2018/19, Term(s) : Full Year

Sport for Life

sportscotland
 the national agency for sport

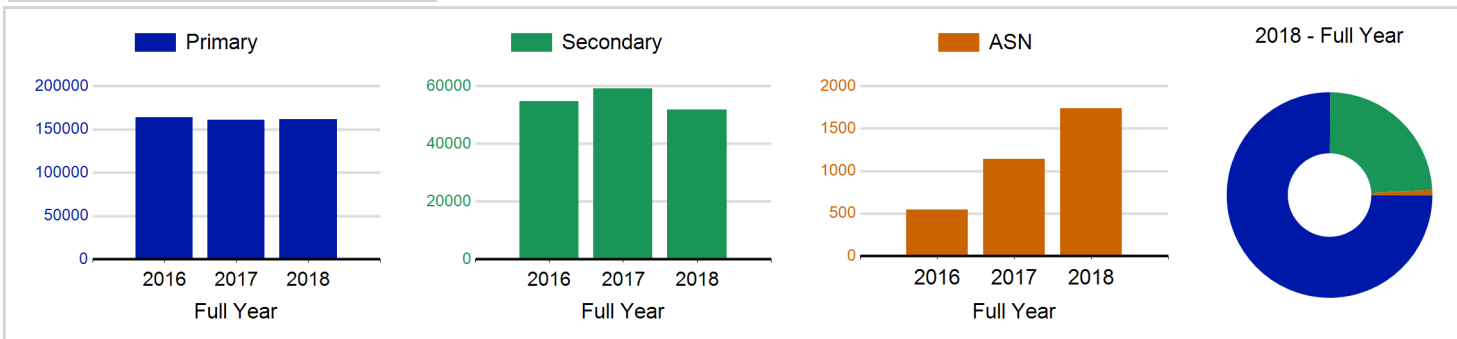
% School Roll Participating

Visits¹

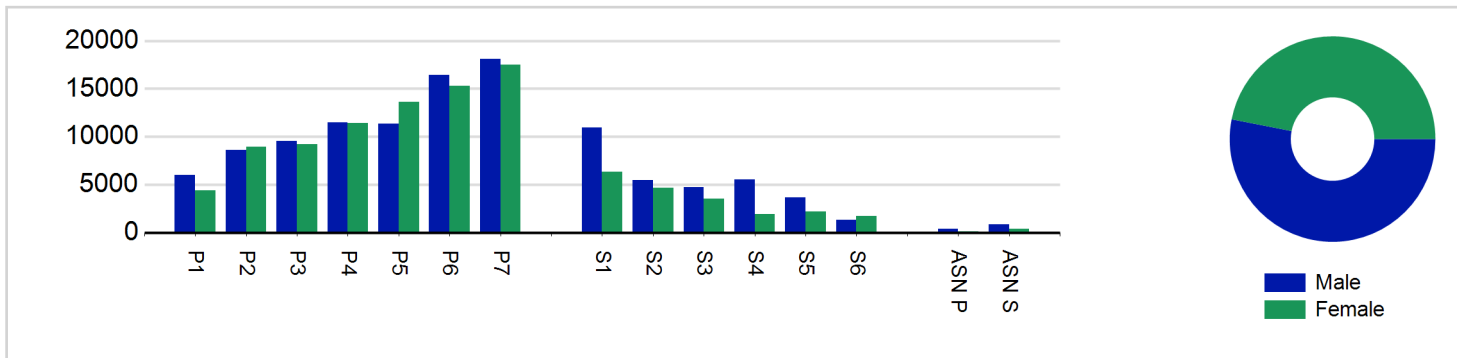
	2016 Full Year	2017 Full Year	2018 Full Year
Sessions	13,626	13,556	13,284
% Purely voluntary	54%	55%	57%
Blocks ³	1455	1500	1446
Sessions / Block ⁴	9.4	9.0	9.2
Different Activities	45	50	46
Visits¹	219,225	221,255	215,446
% Female	44%	44%	47%
Participants²	8,776	9,219	9,018
Total School Roll	17,910	18,154	18,250
% Participating	49%	51%	49%
Deliverers⁵	757	728	744
% Volunteers	83%	83%	86%
Qualified Volunteers	301	337	302
Secondary Pupils	104	125	124
Total Deliverer Sessions ⁶	23,496	24,080	23,100
Avg. Deliverers Sessions / Deliverers	31.0	33.1	31.0
School Club Links	317	357	411
Schools with at least one link	44	43	42
Clubs with at least one link	70	76	82

1. Visits are the number of times pupils have attended activities. These figures do not represent the participant figure, and instead should only be taken as indicative of participation.
2. Participants are pupils who have attended at least one session of Active Schools supported activity across the selected year/term (whether this was in a single or multiple school activity).
3. Activities are recorded in ASMO as 'blocks' which are made up of a group of 'sessions'.
4. The Avg Sessions / Blocks figure shows the average number of sessions within a block.
5. Deliverers are people who have delivered at least one session of Active Schools supported activity across the selected year/term.
6. Deliverer Sessions are the 'visits' deliverers have made to activities. These figures do not represent the total deliverer figure, and should only be taken as indicative of delivery. Deliverer information is only available at the local authority level.
7. School Roll details are taken from the Pupil Census as at September of the Academic Year. Summaries available at <http://www.gov.scot/topics/statistics/browse/school-education/datasets>
8. Participant data collection 2011 onwards.

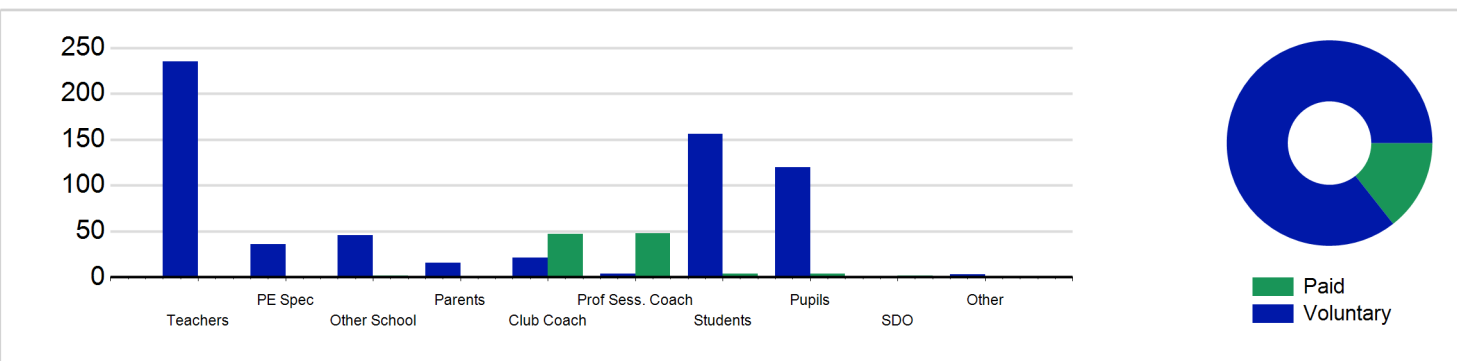
Visits₁ by School Type



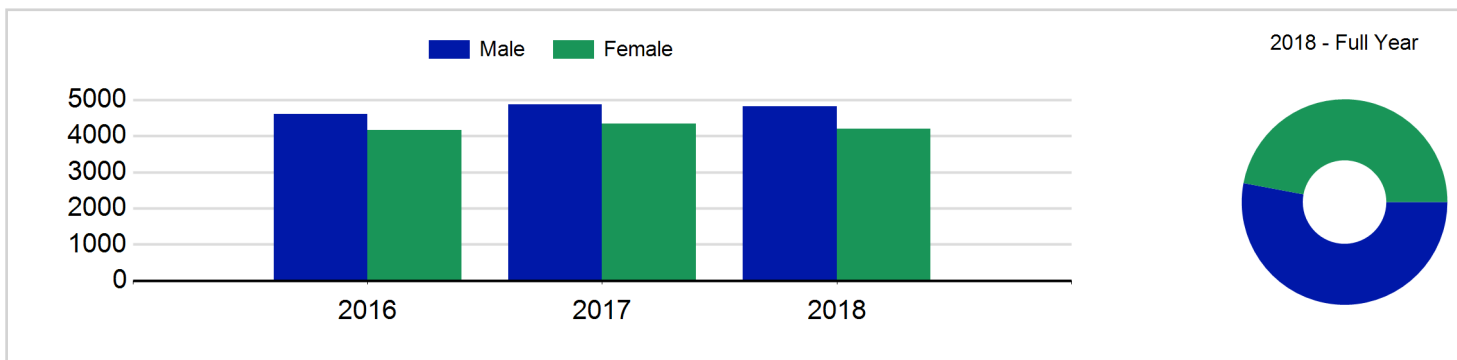
Visits₁ by Year Group and Sex



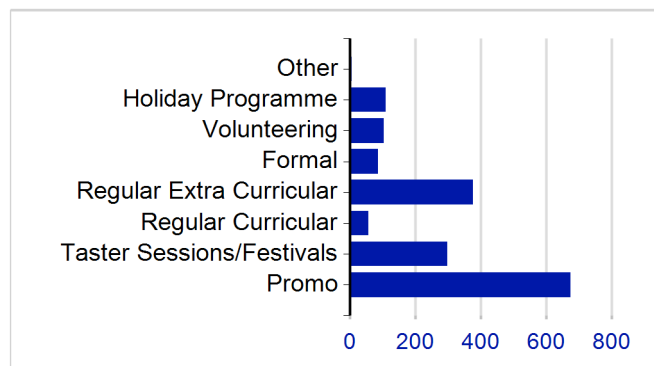
Deliverers



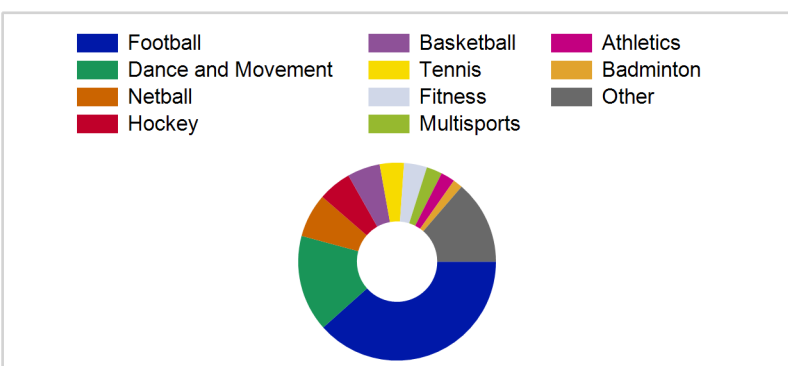
Participants₂ by Sex



School/Club Links



Top 10 Activities. by Visits₁



Term Report: Dundee City Council

Academic Year : 2018/19, Term(s) : Full Year

Sport for Life

sportscotland
the national agency for sport

Visits¹ by Year Group and Sex

	Male	Female
P1	5,970	4,368
P2	8,633	8,943
P3	9,544	9,178
P4	11,503	11,405
P5	11,321	13,652
P6	16,453	15,291
P7	18,137	17,489
S1	10,921	6,299
S2	5,433	4,652
S3	4,753	3,523
S4	5,499	1,891
S5	3,641	2,214
S6	1,300	1,697
ASN P	382	96
ASN S	863	395
Total	114,353	101,093

Deliverers⁵ by Type

	Paid	Voluntary
Teachers	0	235
PE Spec	0	36
Other School	2	46
Parents	0	16
Club Coach	47	21
Prof Sess. Coach	48	4
Students	4	156
Pupils	4	120
SDO	2	0
Other	0	3
Total	107	637

Participants² by Sex

Male	4,819
Female	4,199
Total	9,018

