

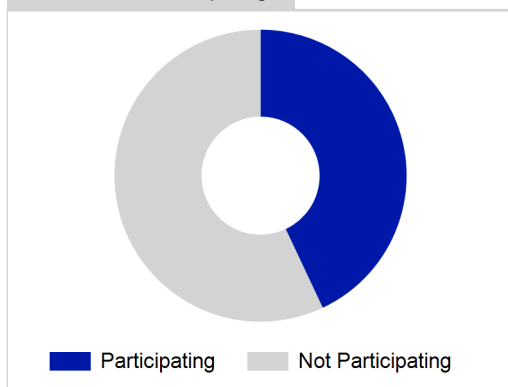
Term Report: National

Academic Year : 2016/2017, Term(s) : Full Year

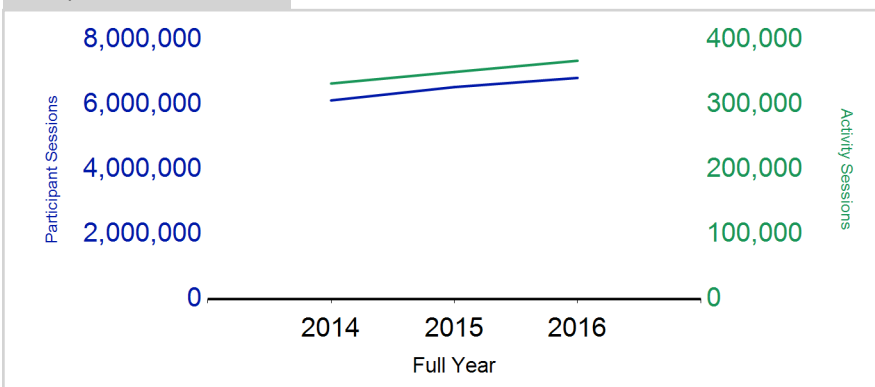
Putting sport first

sportscotland
 the national agency for sport

% School Roll Participating



Participant Sessions¹



	Full Year 2014	Full Year 2015	Full Year 2016
Activity Sessions	332,910	350,664	368,074
% Purely voluntary	67%	66%	66%
Activity Session Blocks ³	39,232	41,217	43,610
Avg Activity Sessions / Block ⁴	8.5	8.5	8.4
Different Activities	112	108	111
Participant Sessions¹	6,135,439	6,547,634	6,831,699
% Female	46%	46%	47%
Distinct Participants²	274,432	289,044	293,878
Total School Roll	675,192	678,193	678,193
% Participating	41%	43%	43%
Distinct Deliverers⁵	20,582	22,190	23,201
% Volunteers	86%	87%	87%
Qualified Volunteers	9,377	9,671	9,768
Secondary Pupils	4,642	5,030	5,578
Total Deliverer Sessions ⁶	601,865	641,770	689,741
Avg Deliverer Sessions / Deliverers	29.2	28.9	29.7
School Club Links	21,143	23,460	23,639
Schools with at least one link	2,450	2,450	2,451
Clubs with at least one link	2,587	2,682	2,751

1. Participant Sessions are the 'visits' pupils have made to activities. These figures do not represent the distinct pupils, and should only be taken as indicative of participation.

2. Distinct participants are pupils who have attended at least one session of Active Schools supported activity across the selected year/term (whether this was in a single or multiple school activity).

3. Activities are recorded in ASMO as 'Activity Session Blocks' which describe a group who meet to take part in an activity.

4. The Average Activity Sessions/Block figure shows the average length of a block (i.e. how many weeks did the average block run for?).

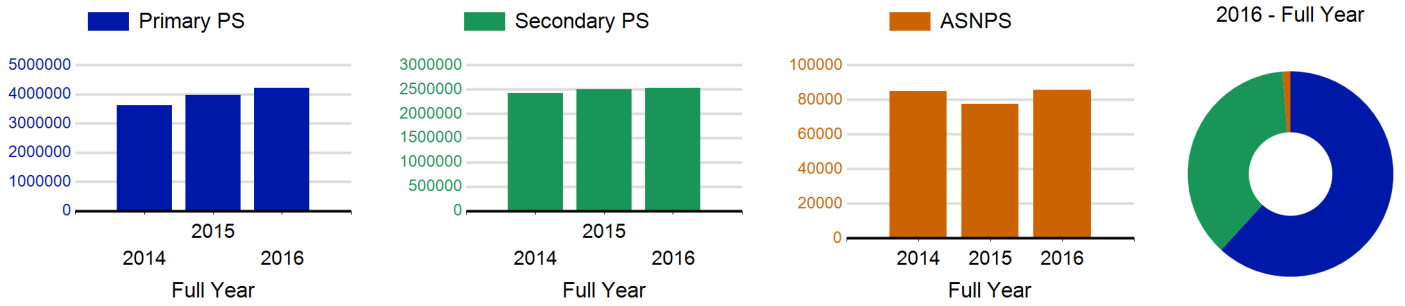
5. Distinct Deliverers are deliverers who have delivered at least one session of Active Schools supported activity across the selected year/term.

6. Deliverer Sessions are the 'visits' deliverers have made to activities. These figures do not represent the distinct deliverers, and should only be taken as indicative of delivery. Distinct deliverer information is only available at the local authority level.

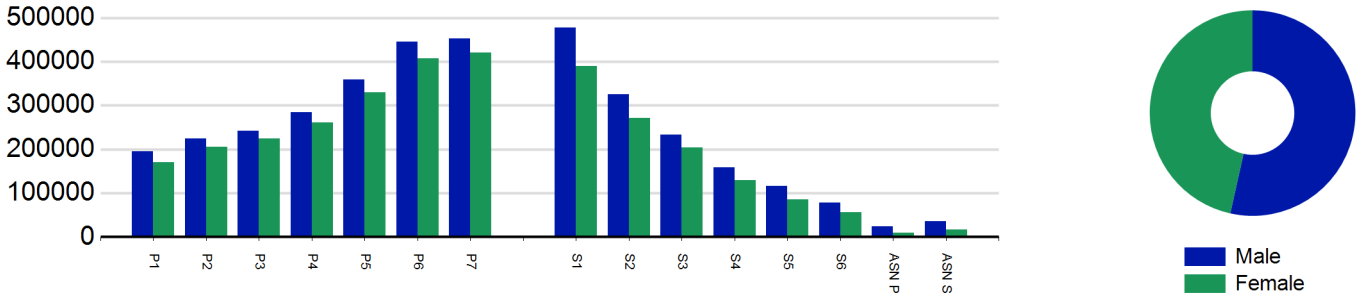
7. School Roll details are taken from the Pupil Census as at September of the academic year. Summaries available at http://www.gov.scot/topics/statistics/browse/school_education/datasets.

8. Distinct Participant data collection 2011 onwards

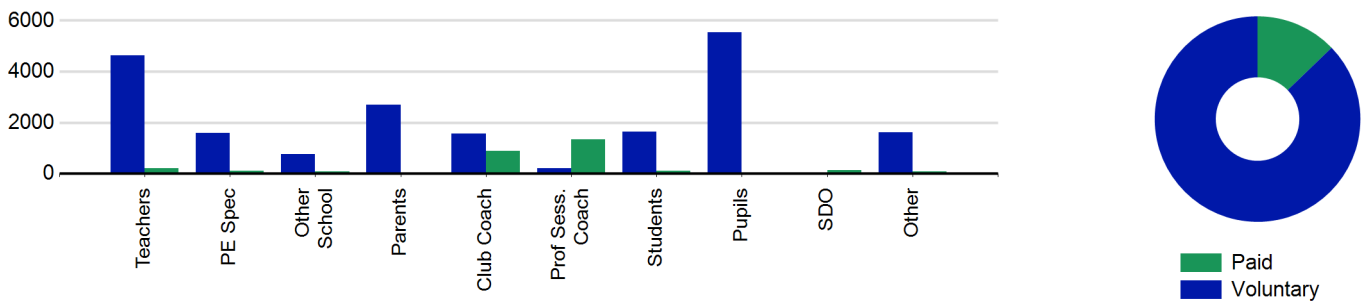
Participant Sessions¹ by School Type



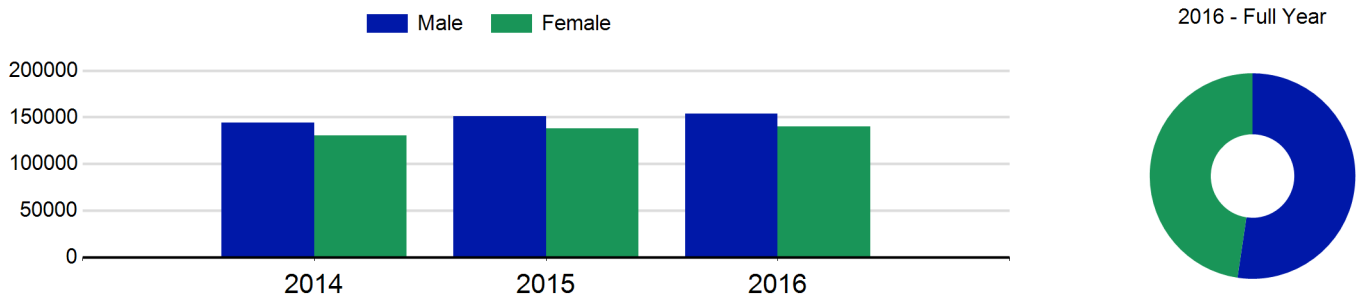
Participant Sessions¹ by Year Group and Gender



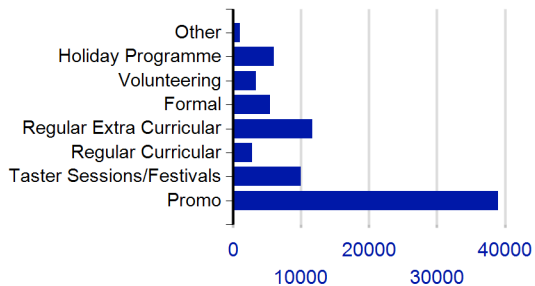
Distinct Deliverers



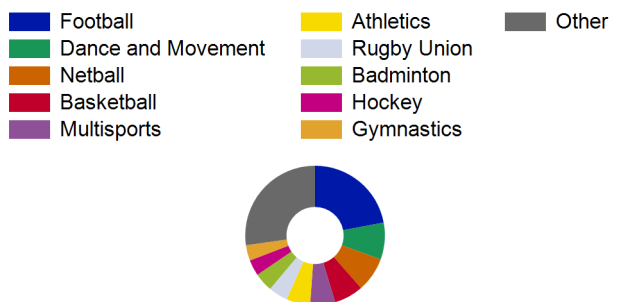
Distinct Participants² by Gender



School/Club Links



Top 10 Activities by Participant Sessions¹



Term Report: National

Academic Year : 2016/2017, Term(s) : Full Year

Putting sport first

sportscotland
 the national agency for sport
Participant Sessions¹ by Year Group and Gender

	Male	Female
P1	194,777	170,215
P2	224,418	205,501
P3	242,728	224,707
P4	285,176	260,464
P5	358,844	329,512
P6	445,837	406,947
P7	452,134	420,022
S1	478,286	389,250
S2	325,121	271,772
S3	233,535	204,089
S4	158,402	129,023
S5	116,072	84,983
S6	77,454	56,931
ASN P	24,036	9,027
ASN S	36,440	15,996
Total	3,653,260	3,178,439

Distinct Deliverers⁵ by Type

	Paid	Voluntary
Teachers	199	4,616
PE Spec	101	1,599
Other School	81	767
Parents	16	2,694
Club Coach	885	1,560
Prof Sess. Coach	1,340	207
Students	112	1,647
Pupils	38	5,540
SDO	128	N/A
Other	68	1,603
Total	2,968	20,233

Distinct Participants² by Gender

Male	153,827
Female	140,051
Total	293,878