

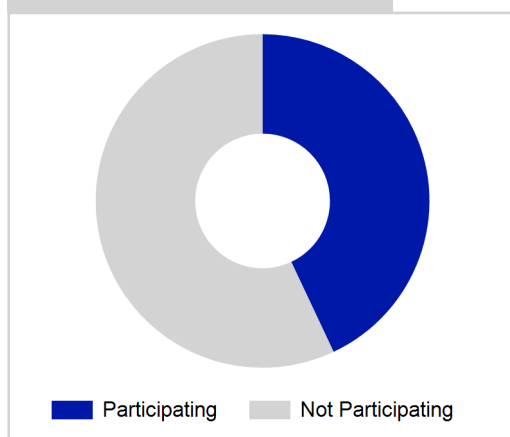
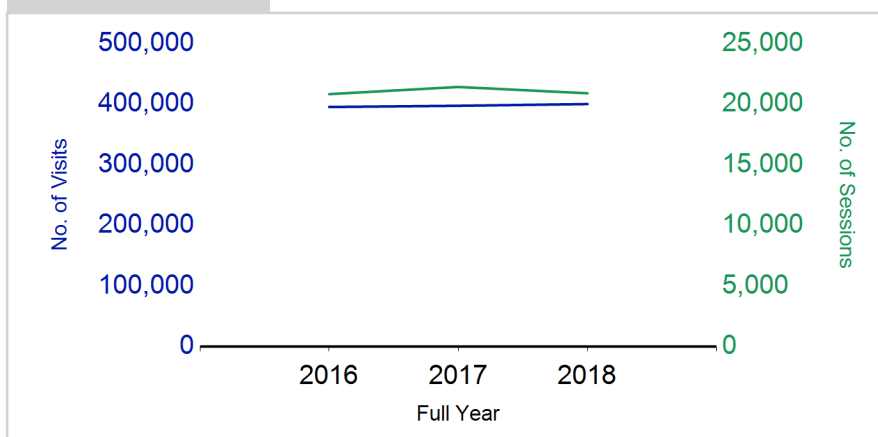
# Term Report: North Lanarkshire Council

Academic Year : 2018/19, Term(s) : Full Year

Sport for Life

**sportscotland**  
 the national agency for sport

% School Roll Participating

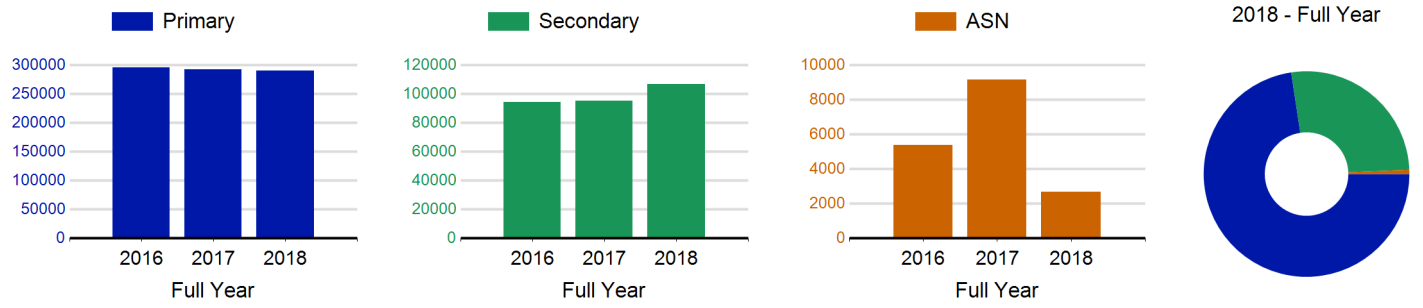
Visits<sup>1</sup>

|                                       | 2016           | 2017           | 2018           |
|---------------------------------------|----------------|----------------|----------------|
|                                       | Full Year      | Full Year      | Full Year      |
| <b>Sessions</b>                       | <b>20,826</b>  | <b>21,418</b>  | <b>20,897</b>  |
| % Purely voluntary                    | 86%            | 80%            | 81%            |
| Blocks <sup>3</sup>                   | 2768           | 2794           | 2703           |
| Sessions / Block <sup>4</sup>         | 7.5            | 7.7            | 7.7            |
| Different Activities                  | 65             | 68             | 63             |
| <b>Visits<sup>1</sup></b>             | <b>395,273</b> | <b>397,350</b> | <b>400,134</b> |
| % Female                              | 47%            | 47%            | 48%            |
| <b>Participants<sup>2</sup></b>       | <b>21,669</b>  | <b>22,567</b>  | <b>21,402</b>  |
| Total School Roll                     | 48,880         | 49,260         | 49,343         |
| % Participating                       | 44%            | 46%            | 43%            |
| <b>Deliverers<sup>5</sup></b>         | <b>1,416</b>   | <b>1,338</b>   | <b>1,192</b>   |
| % Volunteers                          | 92%            | 90%            | 89%            |
| Qualified Volunteers                  | 554            | 628            | 554            |
| Secondary Pupils                      | 238            | 289            | 233            |
| Total Deliverer Sessions <sup>6</sup> | 33,237         | 32,788         | 30,475         |
| Avg. Deliverers Sessions / Deliverers | 23.5           | 24.5           | 25.6           |
| <b>School Club Links</b>              | <b>2,099</b>   | <b>2,336</b>   | <b>2,133</b>   |
| Schools with at least one link        | 156            | 156            | 153            |
| Clubs with at least one link          | 129            | 144            | 125            |

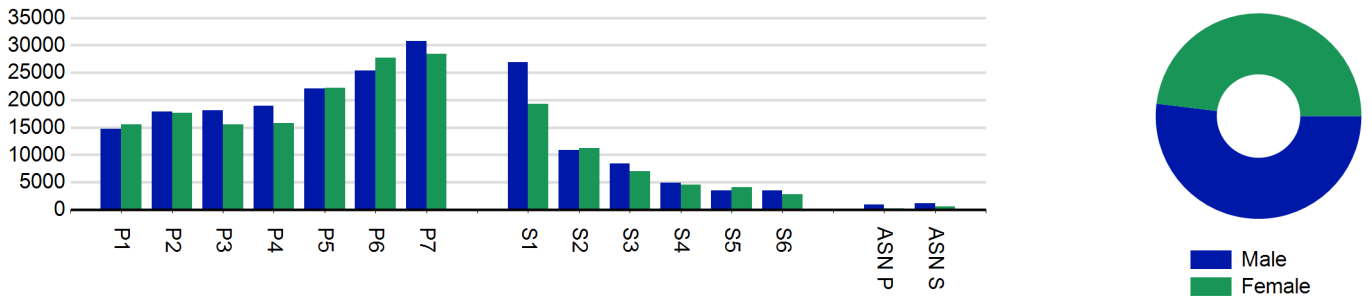
1. Visits are the number of times pupils have attended activities. These figures do not represent the participant figure, and instead should only be taken as indicative of participation.
2. Participants are pupils who have attended at least one session of Active Schools supported activity across the selected year/term (whether this was in a single or multiple school activity).
3. Activities are recorded in ASMO as 'blocks' which are made up of a group of 'sessions'.
4. The Avg Sessions / Blocks figure shows the average number of sessions within a block.
5. Deliverers are people who have delivered at least one session of Active Schools supported activity across the selected year/term.
6. Deliverer Sessions are the 'visits' deliverers have made to activities. These figures do not represent the total deliverer figure, and should only be taken as indicative of delivery. Deliverer information is only available at the local authority level.
7. School Roll details are taken from the Pupil Census as at September of the Academic Year. Summaries available at <http://www.gov.scot/topics/statistics/browse/school-education/datasets>
8. Participant data collection 2011 onwards.



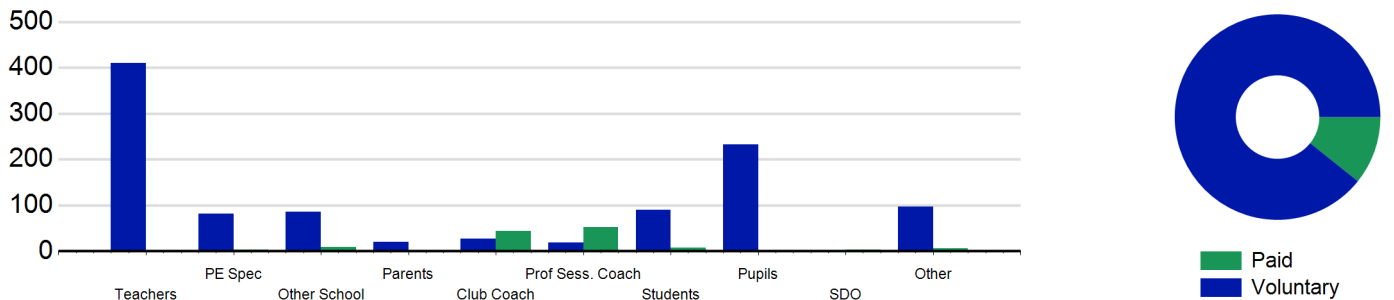
### Visits<sub>1</sub> by School Type



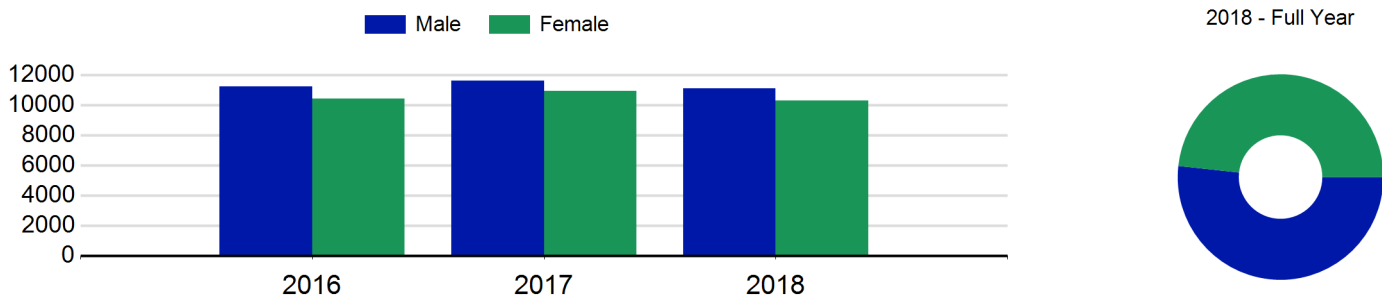
### Visits<sub>1</sub> by Year Group and Sex



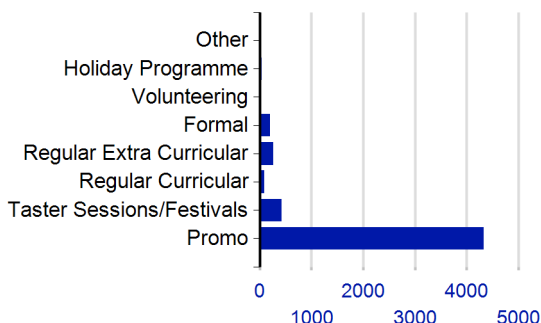
### Deliverers



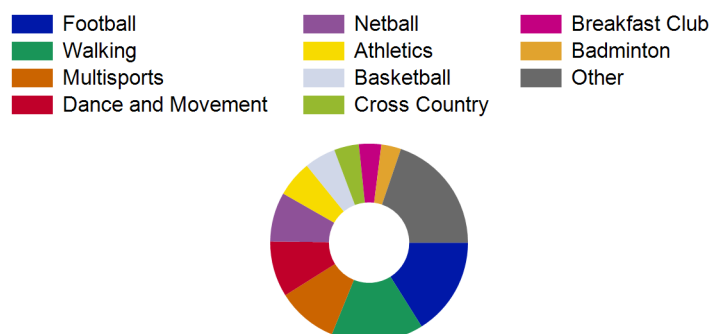
### Participants<sub>2</sub> by Sex



### School/Club Links



### Top 10 Activities. by Visits<sub>1</sub>





# Term Report: North Lanarkshire Council

Academic Year : 2018/19, Term(s) : Full Year

Sport for Life

**sportscotland**  
the national agency for sport

## Visits<sup>1</sup> by Year Group and Sex

|              | Male           | Female         |
|--------------|----------------|----------------|
| <b>P1</b>    | 14,664         | 15,495         |
| <b>P2</b>    | 17,927         | 17,591         |
| <b>P3</b>    | 18,069         | 15,507         |
| <b>P4</b>    | 18,978         | 15,794         |
| <b>P5</b>    | 22,050         | 22,260         |
| <b>P6</b>    | 25,327         | 27,653         |
| <b>P7</b>    | 30,790         | 28,416         |
| <b>S1</b>    | 26,847         | 19,324         |
| <b>S2</b>    | 10,835         | 11,240         |
| <b>S3</b>    | 8,435          | 7,014          |
| <b>S4</b>    | 4,928          | 4,486          |
| <b>S5</b>    | 3,420          | 4,090          |
| <b>S6</b>    | 3,513          | 2,800          |
| <b>ASN P</b> | 896            | 150            |
| <b>ASN S</b> | 1,143          | 492            |
| <b>Total</b> | <b>207,822</b> | <b>192,312</b> |

## Deliverers<sup>5</sup> by Type

|                         | Paid       | Voluntary    |
|-------------------------|------------|--------------|
| <b>Teachers</b>         | 2          | 410          |
| <b>PE Spec</b>          | 3          | 82           |
| <b>Other School</b>     | 9          | 86           |
| <b>Parents</b>          | 1          | 20           |
| <b>Club Coach</b>       | 44         | 27           |
| <b>Prof Sess. Coach</b> | 53         | 19           |
| <b>Students</b>         | 7          | 90           |
| <b>Pupils</b>           | 0          | 233          |
| <b>SDO</b>              | 3          | 0            |
| <b>Other</b>            | 6          | 97           |
| <b>Total</b>            | <b>128</b> | <b>1,064</b> |

## Participants<sup>2</sup> by Sex

|               |               |
|---------------|---------------|
| <b>Male</b>   | 11,104        |
| <b>Female</b> | 10,298        |
| <b>Total</b>  | <b>21,402</b> |

