

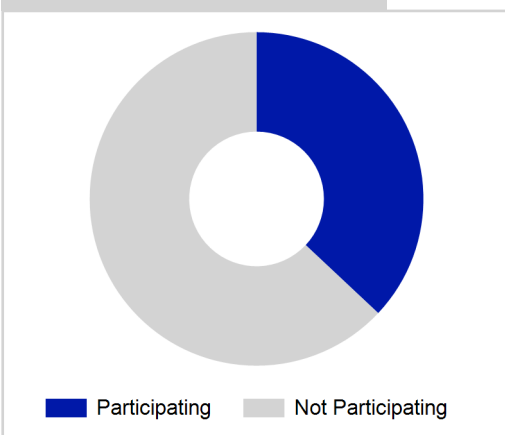
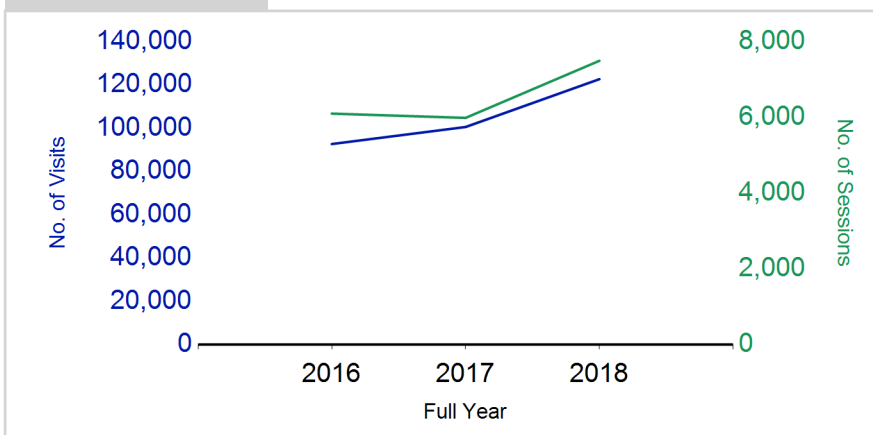
Term Report: Midlothian Council

Academic Year : 2018/19, Term(s) : Full Year

Sport for Life

sportscotland
 the national agency for sport

% School Roll Participating

Visits¹

	2016	2017	2018
	Full Year	Full Year	Full Year
Sessions	6,097	5,985	7,492
% Purely voluntary	41%	37%	45%
Blocks ³	689	713	865
Sessions / Block ⁴	8.8	8.4	8.7
Different Activities	39	33	33
Visits¹	92,658	100,528	122,631
% Female	41%	47%	46%
Participants²	3,894	4,202	4,754
Total School Roll	12,378	12,640	12,854
% Participating	31%	33%	37%
Deliverers⁵	252	251	279
% Volunteers	77%	70%	84%
Qualified Volunteers	134	75	119
Secondary Pupils	60	54	86
Total Deliverer Sessions ⁶	9,933	8,651	10,783
Avg. Deliverers Sessions / Deliverers	39.4	34.5	38.6
School Club Links	492	496	677
Schools with at least one link	39	39	39
Clubs with at least one link	60	55	57

1. Visits are the number of times pupils have attended activities. These figures do not represent the participant figure, and instead should only be taken as indicative of participation.

2. Participants are pupils who have attended at least one session of Active Schools supported activity across the selected year/term (whether this was in a single or multiple school activity).

3. Activities are recorded in ASMO as 'blocks' which are made up of a group of 'sessions'.

4. The Avg Sessions / Blocks figure shows the average number of sessions within a block.

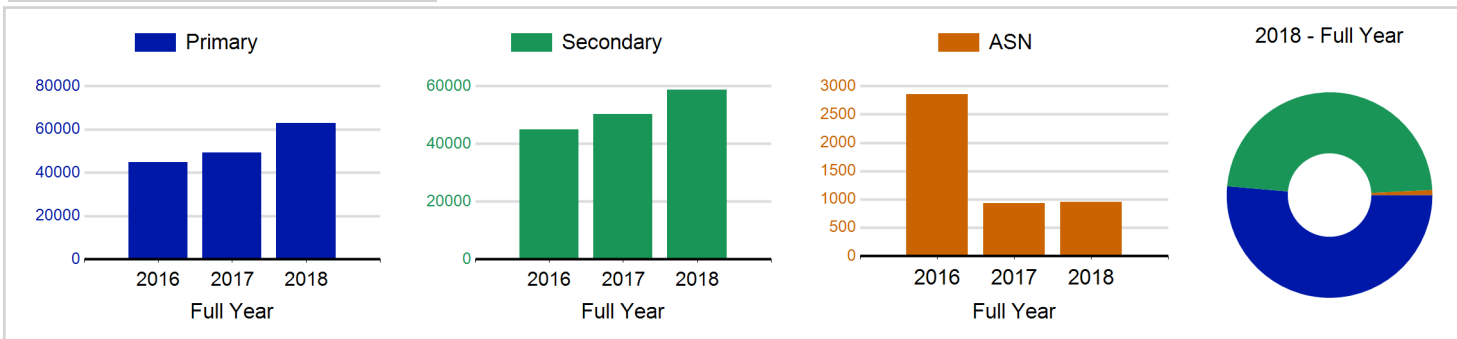
5. Deliverers are people who have delivered at least one session of Active Schools supported activity across the selected year/term.

6. Deliverer Sessions are the 'visits' deliverers have made to activities. These figures do not represent the total deliverer figure, and should only be taken as indicative of delivery. Deliverer information is only available at the local authority level.

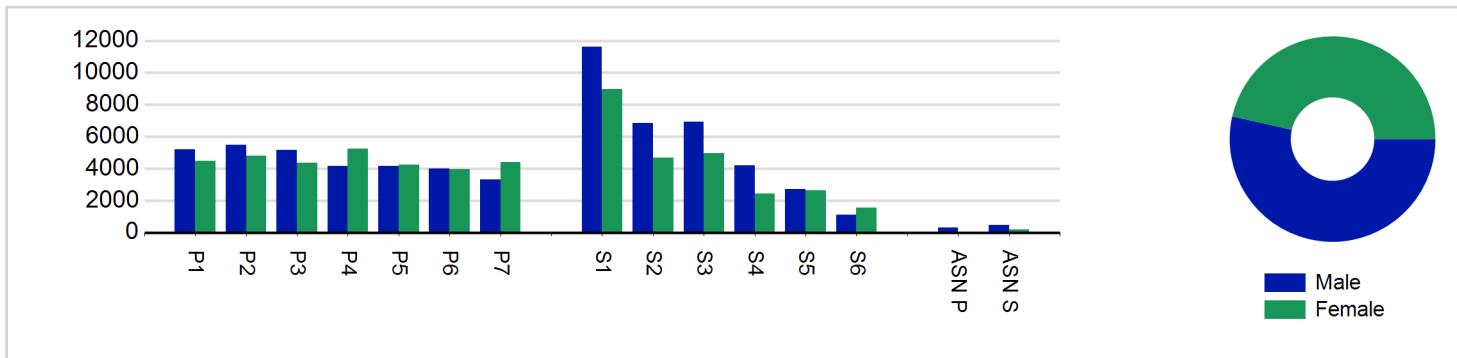
7. School Roll details are taken from the Pupil Census as at September of the Academic Year. Summaries available at <http://www.gov.scot/topics/statistics/browse/school-education/datasets>

8. Participant data collection 2011 onwards.

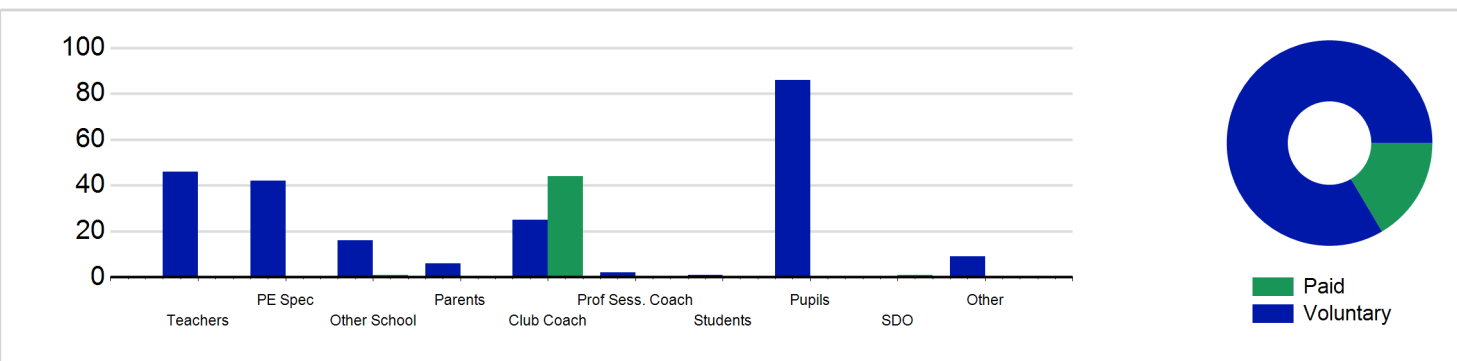
Visits₁ by School Type



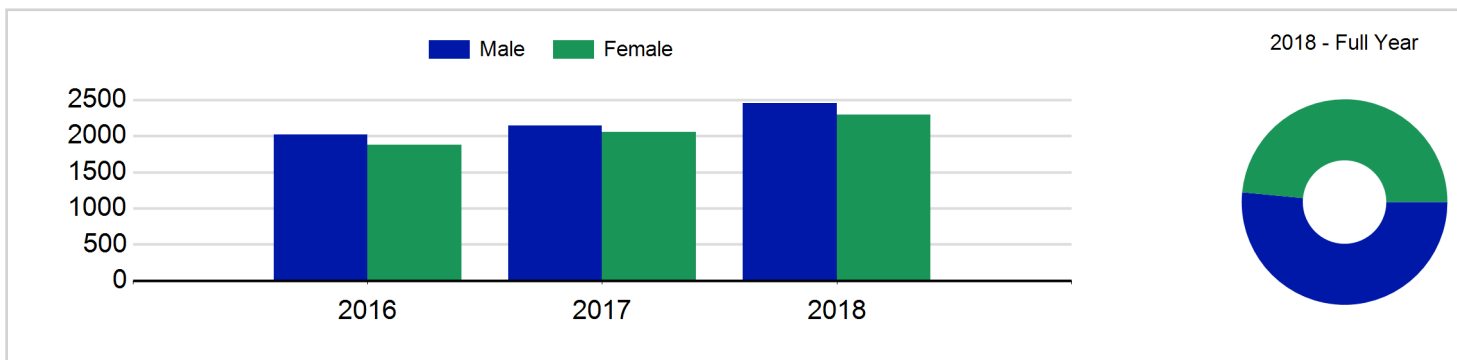
Visits₁ by Year Group and Sex



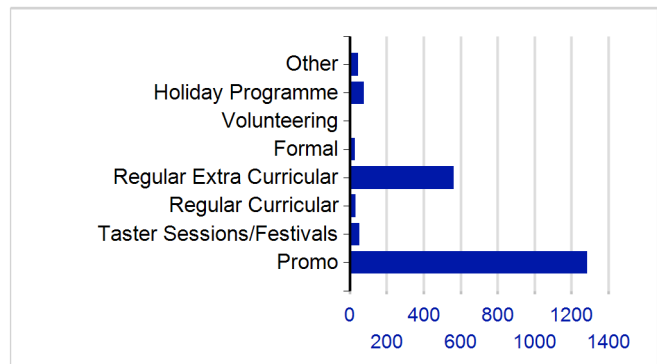
Deliverers



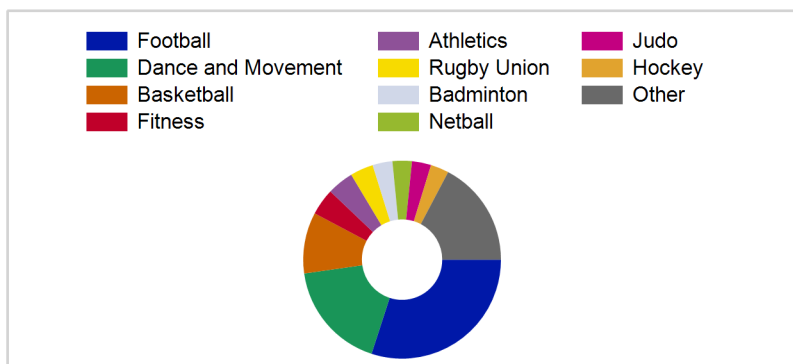
Participants₂ by Sex



School/Club Links



Top 10 Activities. by Visits₁



Term Report: Midlothian Council

Academic Year : 2018/19, Term(s) : Full Year

Sport for Life

sportscotland
the national agency for sport

Visits¹ by Year Group and Sex

	Male	Female
P1	5,188	4,496
P2	5,498	4,789
P3	5,155	4,376
P4	4,176	5,254
P5	4,158	4,258
P6	3,998	3,946
P7	3,306	4,401
S1	11,626	8,957
S2	6,834	4,697
S3	6,932	4,952
S4	4,206	2,450
S5	2,721	2,641
S6	1,108	1,552
ASN P	306	
ASN S	460	190
Total	65,672	56,959

Deliverers⁵ by Type

	Paid	Voluntary
Teachers	0	46
PE Spec	0	42
Other School	1	16
Parents	0	6
Club Coach	44	25
Prof Sess. Coach	0	2
Students	0	1
Pupils	0	86
SDO	1	0
Other	0	9
Total	46	233

Participants² by Sex

Male	2,459
Female	2,295
Total	4,754

