

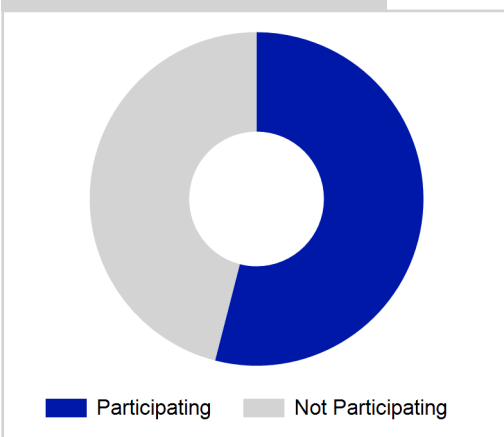
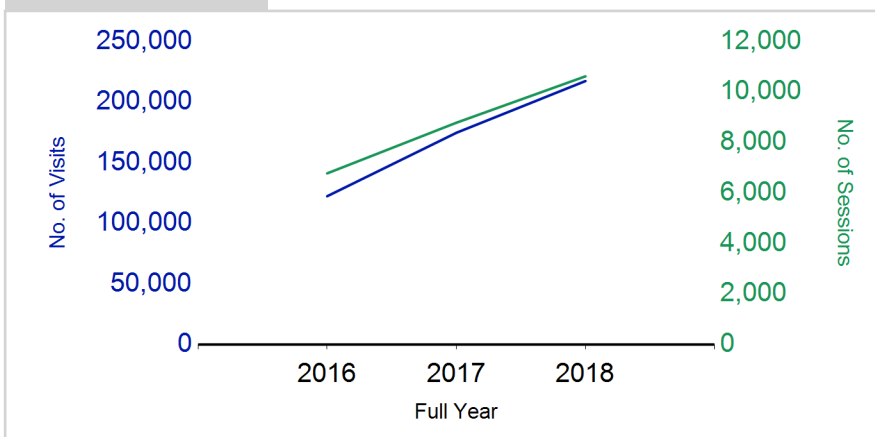
Term Report: South Ayrshire Council

Academic Year : 2018/19, Term(s) : Full Year

Sport for Life

sportscotland
 the national agency for sport

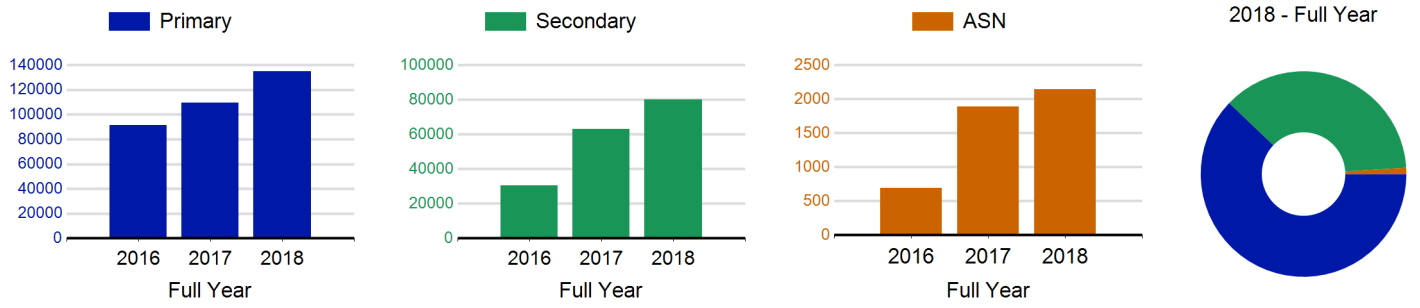
% School Roll Participating

Visits¹

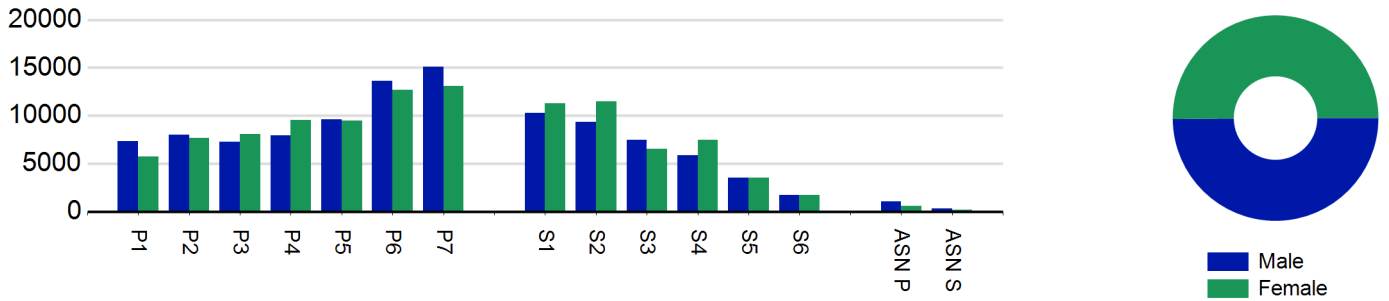
	2016 Full Year	2017 Full Year	2018 Full Year
Sessions	6,779	8,785	10,624
% Purely voluntary	78%	79%	80%
Blocks ³	955	1136	1270
Sessions / Block ⁴	7.1	7.7	8.4
Different Activities	41	46	47
Visits¹	122,395	174,697	217,424
% Female	47%	48%	50%
Participants²	6,505	7,424	7,579
Total School Roll	14,015	14,008	13,948
% Participating	46%	53%	54%
Deliverers⁵	470	551	499
% Volunteers	92%	94%	88%
Qualified Volunteers	222	274	274
Secondary Pupils	122	147	146
Total Deliverer Sessions ⁶	12,391	15,129	20,087
Avg. Deliverers Sessions / Deliverers	26.4	27.5	40.3
School Club Links	404	399	376
Schools with at least one link	51	51	51
Clubs with at least one link	66	80	72

1. Visits are the number of times pupils have attended activities. These figures do not represent the participant figure, and instead should only be taken as indicative of participation.
 2. Participants are pupils who have attended at least one session of Active Schools supported activity across the selected year/term (whether this was in a single or multiple school activity).
 3. Activities are recorded in ASMO as 'blocks' which are made up of a group of 'sessions'.
 4. The Avg Sessions / Blocks figure shows the average number of sessions within a block.
 5. Deliverers are people who have delivered at least one session of Active Schools supported activity across the selected year/term.
 6. Deliverer Sessions are the 'visits' deliverers have made to activities. These figures do not represent the total deliverer figure, and should only be taken as indicative of delivery. Deliverer information is only available at the local authority level.
 7. School Roll details are taken from the Pupil Census as at September of the Academic Year. Summaries available at <http://www.gov.scot/topics/statistics/browse/school-education/datasets>
 8. Participant data collection 2011 onwards.

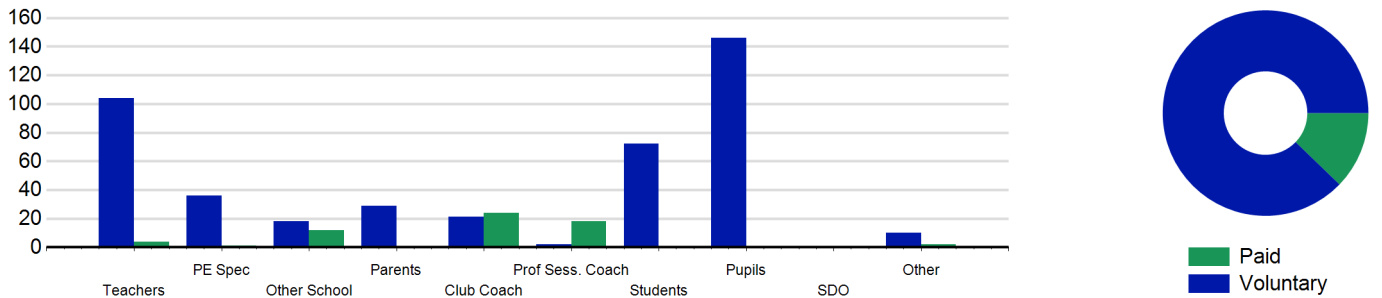
Visits₁ by School Type



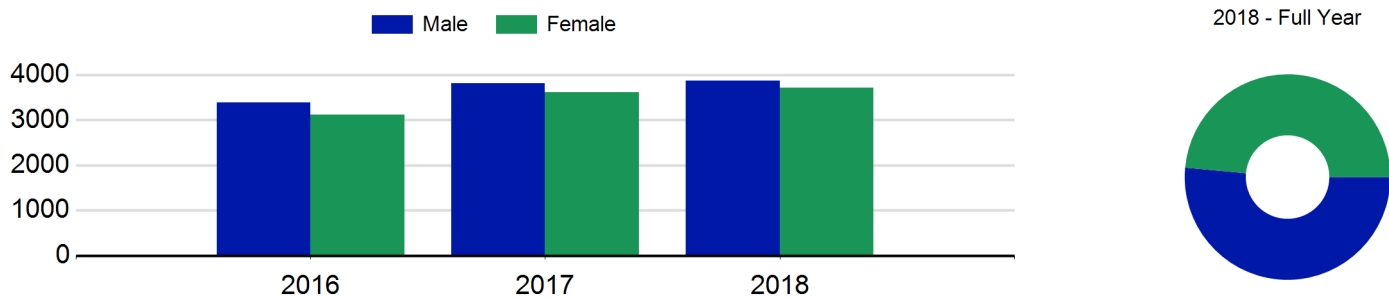
Visits₁ by Year Group and Sex



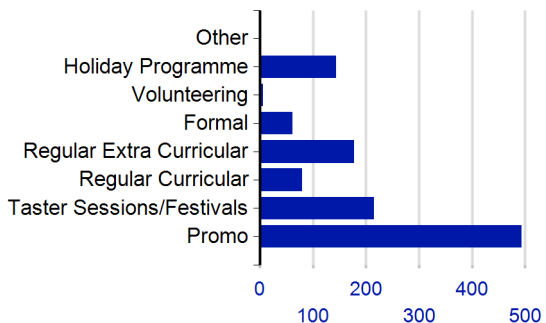
Deliverers



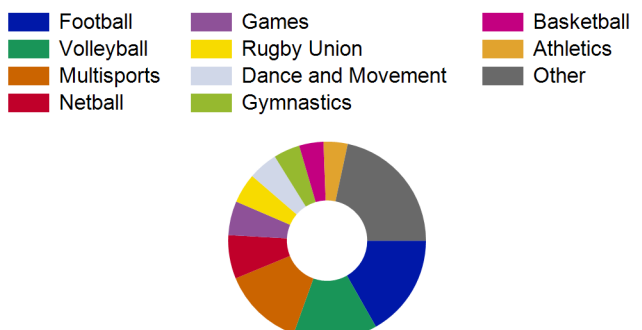
Participants₂ by Sex



School/Club Links



Top 10 Activities. by Visits₁



Term Report: South Ayrshire Council

Academic Year : 2018/19, Term(s) : Full Year

Sport for Life

sportscotland
the national agency for sport

Visits¹ by Year Group and Sex

	Male	Female
P1	7,316	5,714
P2	8,035	7,694
P3	7,245	8,084
P4	7,938	9,547
P5	9,580	9,487
P6	13,632	12,720
P7	15,070	13,065
S1	10,272	11,301
S2	9,345	11,456
S3	7,437	6,550
S4	5,868	7,441
S5	3,539	3,516
S6	1,738	1,690
ASN P	1,016	600
ASN S	344	184
Total	108,375	109,049

Participants² by Sex

Male	3,870
Female	3,709
Total	7,579

Deliverers⁵ by Type

	Paid	Voluntary
Teachers	4	104
PE Spec	1	36
Other School	12	18
Parents	0	29
Club Coach	24	21
Prof Sess. Coach	18	2
Students	0	72
Pupils	0	146
SDO	0	0
Other	2	10
Total	61	438

