

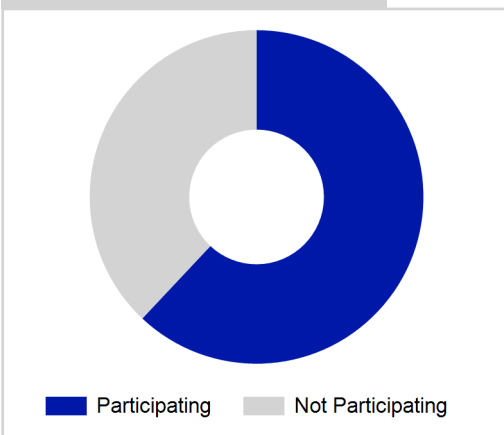
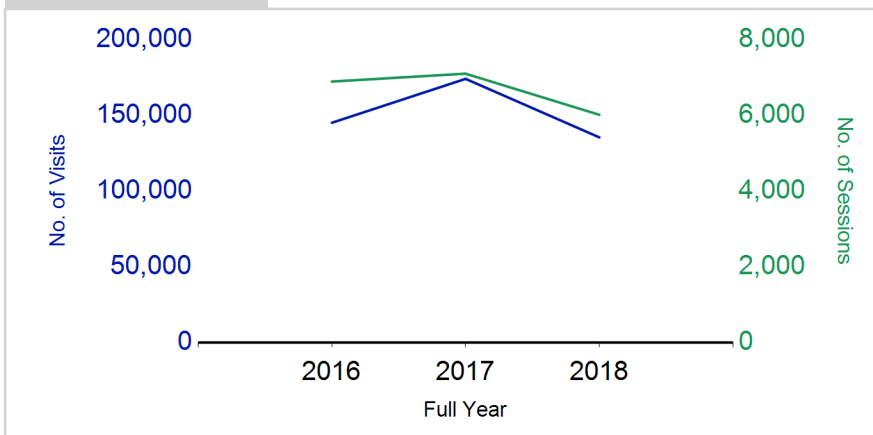
Term Report: Clackmannanshire Council

Academic Year : 2018/19, Term(s) : Full Year

Sport for Life

sportscotland
 the national agency for sport

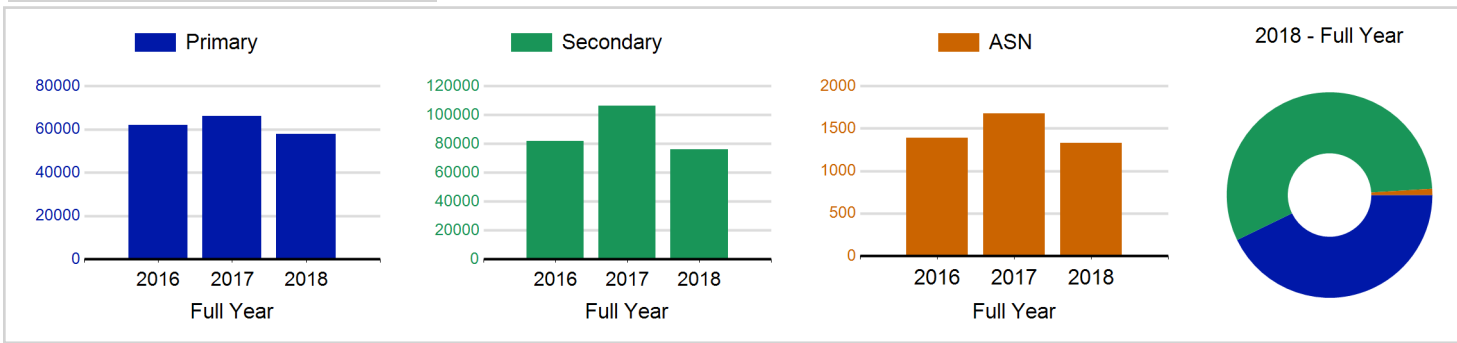
% School Roll Participating

Visits¹

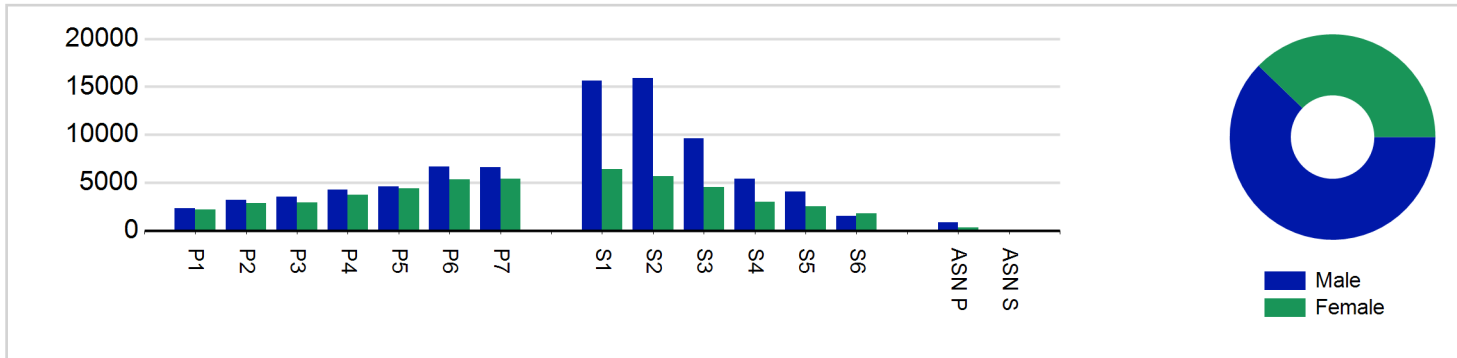
	2016 Full Year	2017 Full Year	2018 Full Year
Sessions	6,891	7,099	6,013
% Purely voluntary	53%	62%	63%
Blocks ³	979	924	783
Sessions / Block ⁴	7.0	7.7	7.7
Different Activities	44	40	34
Visits¹	145,066	174,060	135,404
% Female	39%	35%	38%
Participants²	4,273	4,486	4,136
Total School Roll	6,585	6,625	6,652
% Participating	65%	68%	62%
Deliverers⁵	424	461	332
% Volunteers	89%	89%	87%
Qualified Volunteers	224	189	141
Secondary Pupils	111	112	80
Total Deliverer Sessions ⁶	13,575	16,529	11,238
Avg. Deliverers Sessions / Deliverers	32.0	35.9	33.8
School Club Links	450	453	547
Schools with at least one link	22	22	22
Clubs with at least one link	64	67	65

1. Visits are the number of times pupils have attended activities. These figures do not represent the participant figure, and instead should only be taken as indicative of participation.
 2. Participants are pupils who have attended at least one session of Active Schools supported activity across the selected year/term (whether this was in a single or multiple school activity).
 3. Activities are recorded in ASMO as 'blocks' which are made up of a group of 'sessions'.
 4. The Avg Sessions / Blocks figure shows the average number of sessions within a block.
 5. Deliverers are people who have delivered at least one session of Active Schools supported activity across the selected year/term.
 6. Deliverer Sessions are the 'visits' deliverers have made to activities. These figures do not represent the total deliverer figure, and should only be taken as indicative of delivery. Deliverer information is only available at the local authority level.
 7. School Roll details are taken from the Pupil Census as at September of the Academic Year. Summaries available at <http://www.gov.scot/topics/statistics/browse/school-education/datasets>
 8. Participant data collection 2011 onwards.

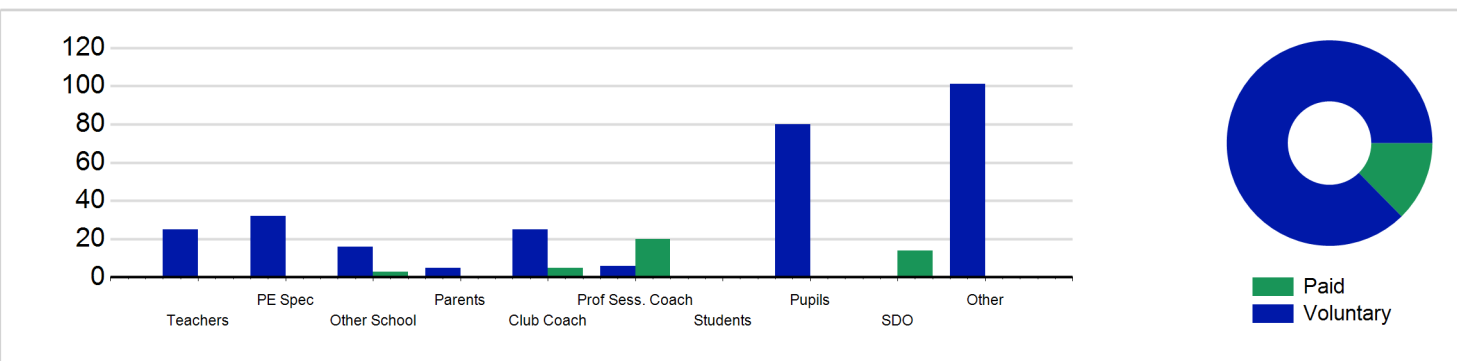
Visits₁ by School Type



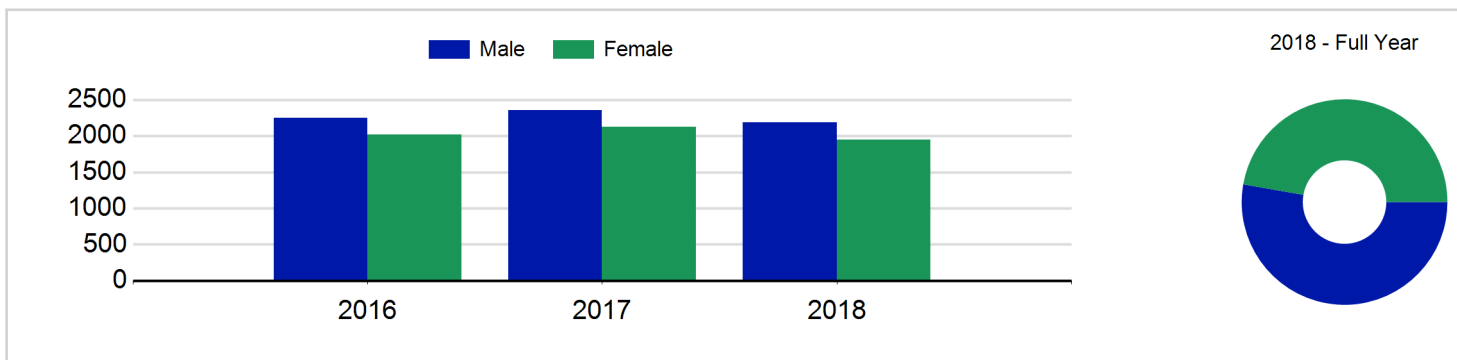
Visits₁ by Year Group and Sex



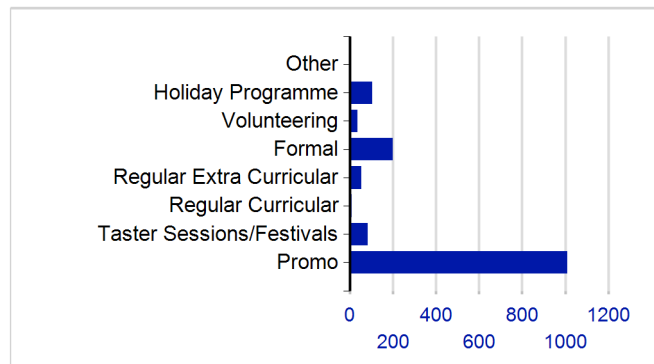
Deliverers



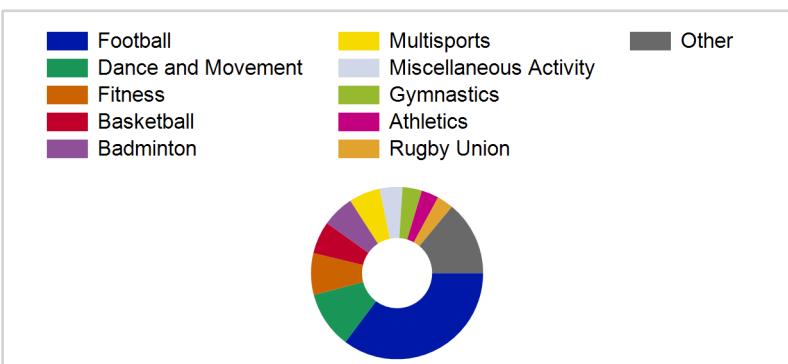
Participants₂ by Sex



School/Club Links



Top 10 Activities. by Visits₁



Term Report: Clackmannanshire Council

Academic Year : 2018/19, Term(s) : Full Year

Sport for Life

sportscotland
the national agency for sport

Visits¹ by Year Group and Sex

	Male	Female
P1	2,314	2,155
P2	3,217	2,861
P3	3,548	2,908
P4	4,289	3,739
P5	4,588	4,404
P6	6,640	5,322
P7	6,575	5,384
S1	15,615	6,432
S2	15,887	5,692
S3	9,613	4,541
S4	5,396	2,990
S5	4,077	2,542
S6	1,533	1,815
ASN P	880	338
ASN S	72	37
Total	84,244	51,160

Deliverers⁵ by Type

	Paid	Voluntary
Teachers	0	25
PE Spec	0	32
Other School	3	16
Parents	0	5
Club Coach	5	25
Prof Sess. Coach	20	6
Students	0	0
Pupils	0	80
SDO	14	0
Other	0	101
Total	42	290

Participants² by Sex

Male	2,189
Female	1,947
Total	4,136

