

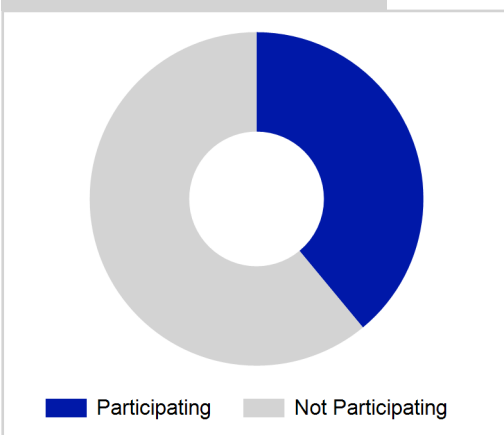
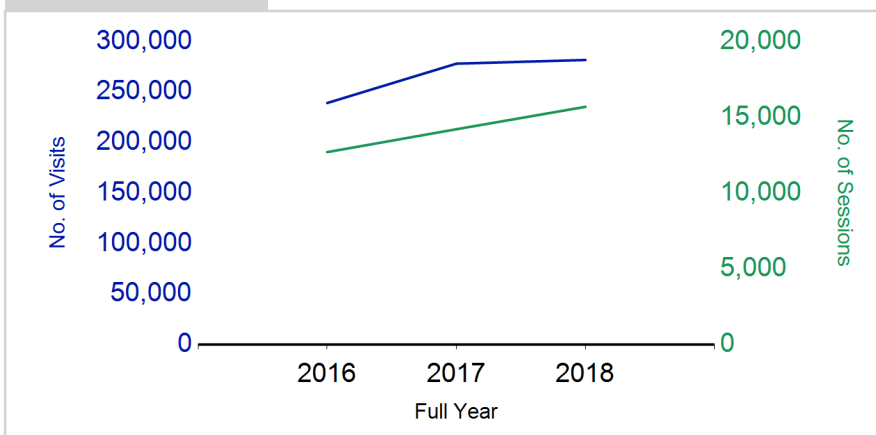
Term Report: Aberdeen City Council

Academic Year : 2018/19, Term(s) : Full Year

Sport for Life

sportscotland
 the national agency for sport

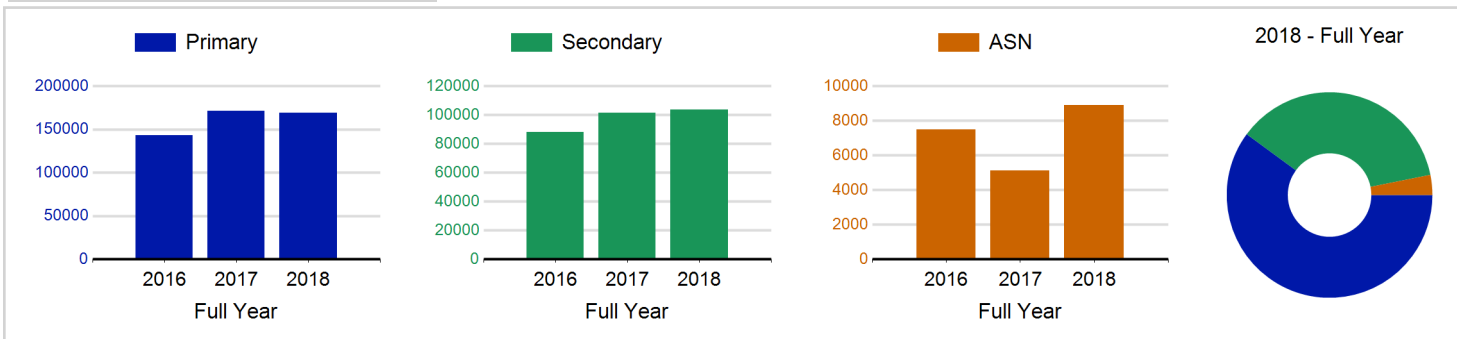
% School Roll Participating

Visits¹

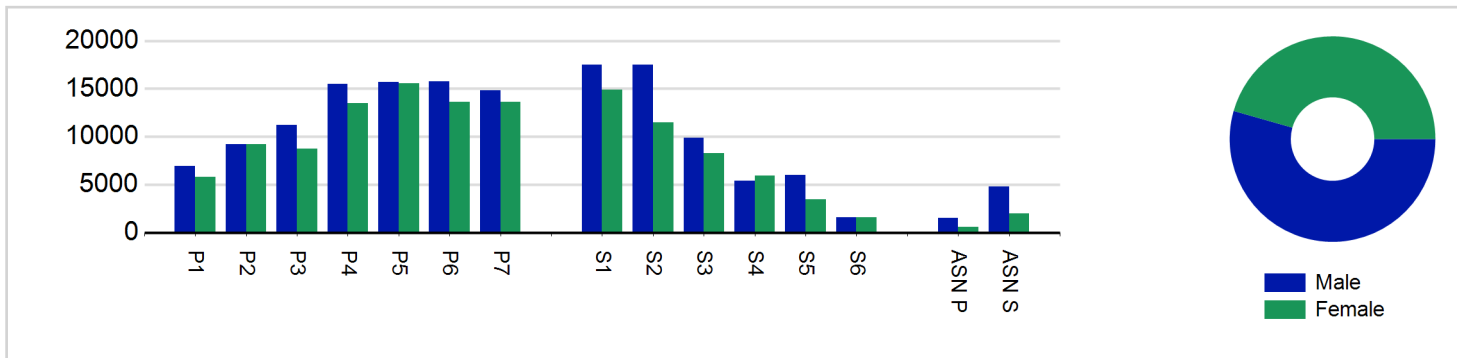
	2016	2017	2018
	Full Year	Full Year	Full Year
Sessions	12,703	14,214	15,693
% Purely voluntary	63%	67%	61%
Blocks ³	1334	1481	1588
Sessions / Block ⁴	9.5	9.6	9.9
Different Activities	42	45	43
Visits¹	239,124	278,089	281,742
% Female	45%	44%	46%
Participants²	7,875	8,760	9,044
Total School Roll	22,508	22,599	23,208
% Participating	35%	39%	39%
Deliverers⁵	663	875	980
% Volunteers	92%	91%	91%
Qualified Volunteers	281	372	434
Secondary Pupils	173	191	259
Total Deliverer Sessions ⁶	28,856	32,687	35,637
Avg. Deliverers Sessions / Deliverers	43.5	37.4	36.4
School Club Links	905	1,064	753
Schools with at least one link	65	63	62
Clubs with at least one link	98	105	60

1. Visits are the number of times pupils have attended activities. These figures do not represent the participant figure, and instead should only be taken as indicative of participation.
 2. Participants are pupils who have attended at least one session of Active Schools supported activity across the selected year/term (whether this was in a single or multiple school activity).
 3. Activities are recorded in ASMO as 'blocks' which are made up of a group of 'sessions'.
 4. The Avg Sessions / Blocks figure shows the average number of sessions within a block.
 5. Deliverers are people who have delivered at least one session of Active Schools supported activity across the selected year/term.
 6. Deliverer Sessions are the 'visits' deliverers have made to activities. These figures do not represent the total deliverer figure, and should only be taken as indicative of delivery. Deliverer information is only available at the local authority level.
 7. School Roll details are taken from the Pupil Census as at September of the Academic Year. Summaries available at <http://www.gov.scot/topics/statistics/browse/school-education/datasets>
 8. Participant data collection 2011 onwards.

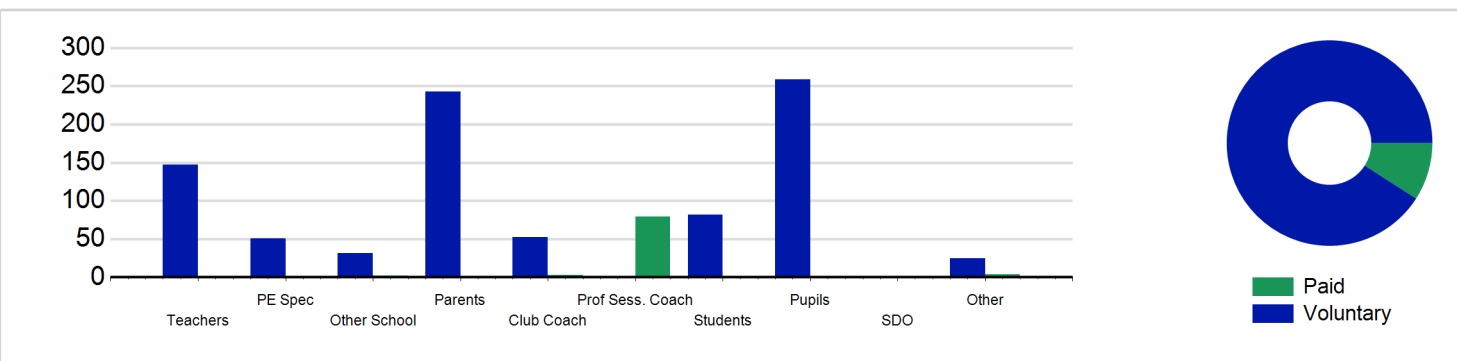
Visits₁ by School Type



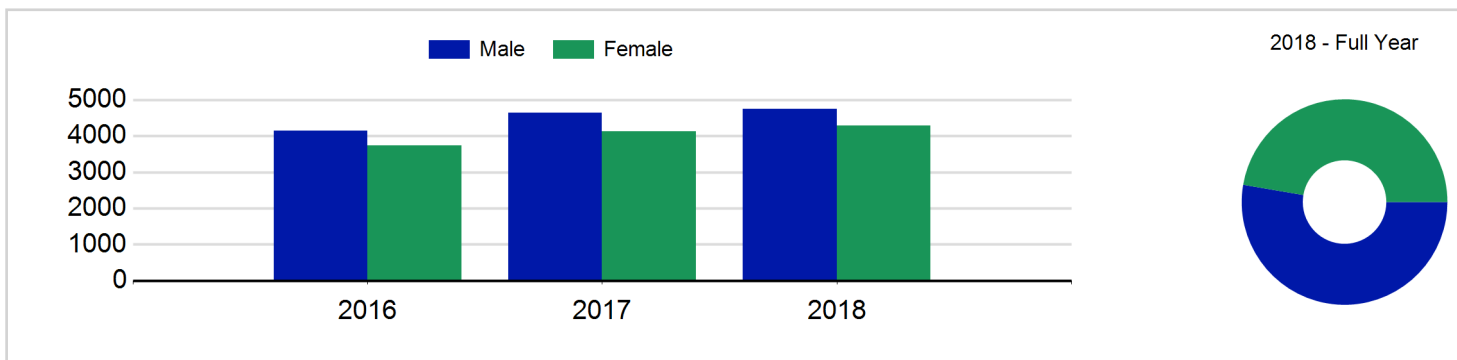
Visits₁ by Year Group and Sex



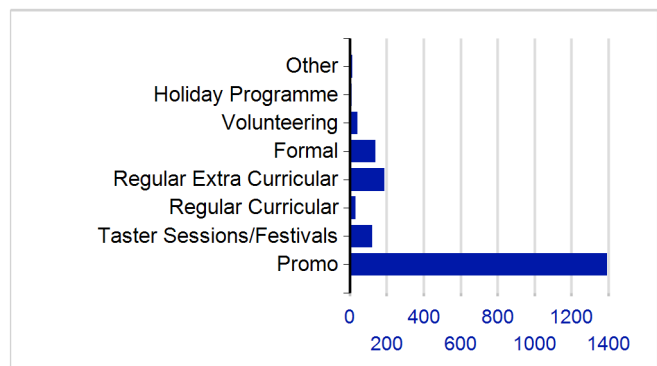
Deliverers



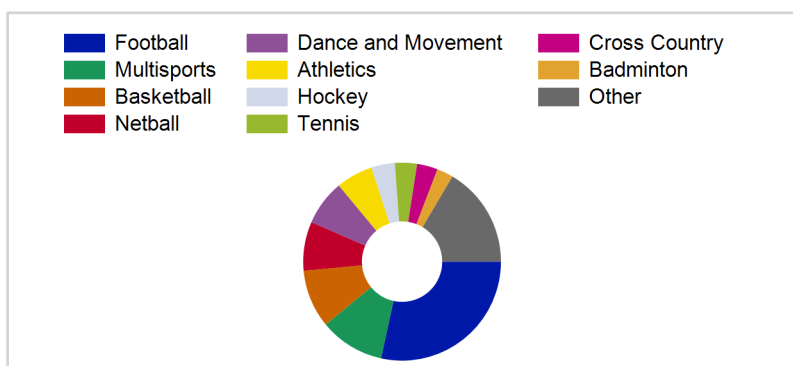
Participants₂ by Sex



School/Club Links



Top 10 Activities. by Visits₁



Term Report: Aberdeen City Council

Academic Year : 2018/19, Term(s) : Full Year

Sport for Life

sportscotland
the national agency for sport

Visits¹ by Year Group and Sex

	Male	Female
P1	6,949	5,786
P2	9,186	9,206
P3	11,187	8,768
P4	15,519	13,502
P5	15,719	15,563
P6	15,791	13,652
P7	14,824	13,640
S1	17,511	14,921
S2	17,483	11,511
S3	9,904	8,303
S4	5,417	5,903
S5	5,965	3,475
S6	1,565	1,611
ASN P	1,493	613
ASN S	4,799	1,976
Total	153,312	128,430

Deliverers⁵ by Type

	Paid	Voluntary
Teachers	0	147
PE Spec	0	51
Other School	2	31
Parents	0	243
Club Coach	3	52
Prof Sess. Coach	79	1
Students	0	82
Pupils	0	259
SDO	1	0
Other	4	25
Total	89	891

Participants² by Sex

Male	4,748
Female	4,296
Total	9,044

