

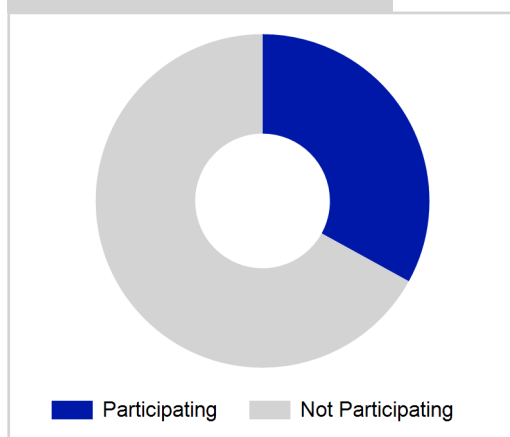
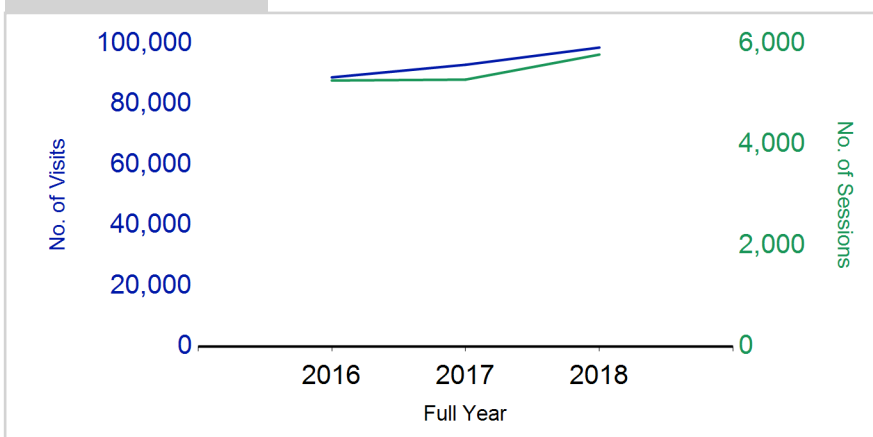
Term Report: Moray Council

Academic Year : 2018/19, Term(s) : Full Year

Sport for Life

sportscotland
 the national agency for sport

% School Roll Participating

Visits¹

	2016	2017	2018
	Full Year	Full Year	Full Year
Sessions	5,268	5,286	5,781
% Purely voluntary	57%	68%	71%
Blocks ³	641	615	698
Sessions / Block ⁴	8.2	8.6	8.3
Different Activities	43	41	45
Visits¹	88,833	92,994	98,672
% Female	53%	47%	42%
Participants²	4,173	4,207	3,885
Total School Roll	11,933	11,870	11,890
% Participating	35%	35%	33%
Deliverers⁵	600	487	633
% Volunteers	89%	93%	96%
Qualified Volunteers	257	199	266
Secondary Pupils	111	60	101
Total Deliverer Sessions ⁶	13,711	13,631	15,964
Avg. Deliverers Sessions / Deliverers	22.9	28.0	25.2
School Club Links	549	428	477
Schools with at least one link	53	53	53
Clubs with at least one link	80	78	77

1. Visits are the number of times pupils have attended activities. These figures do not represent the participant figure, and instead should only be taken as indicative of participation.

2. Participants are pupils who have attended at least one session of Active Schools supported activity across the selected year/term (whether this was in a single or multiple school activity).

3. Activities are recorded in ASMO as 'blocks' which are made up of a group of 'sessions'.

4. The Avg Sessions / Blocks figure shows the average number of sessions within a block.

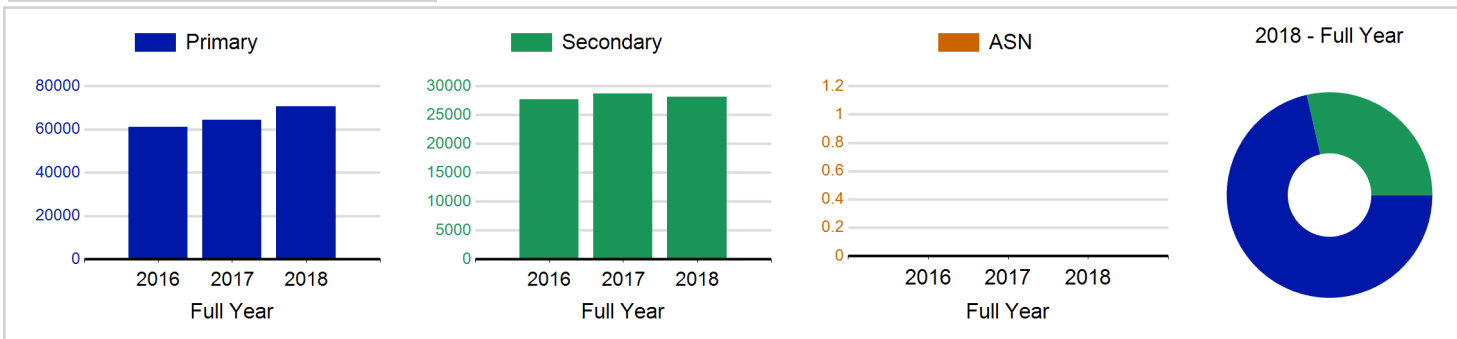
5. Deliverers are people who have delivered at least one session of Active Schools supported activity across the selected year/term.

6. Deliverer Sessions are the 'visits' deliverers have made to activities. These figures do not represent the total deliverer figure, and should only be taken as indicative of delivery. Deliverer information is only available at the local authority level.

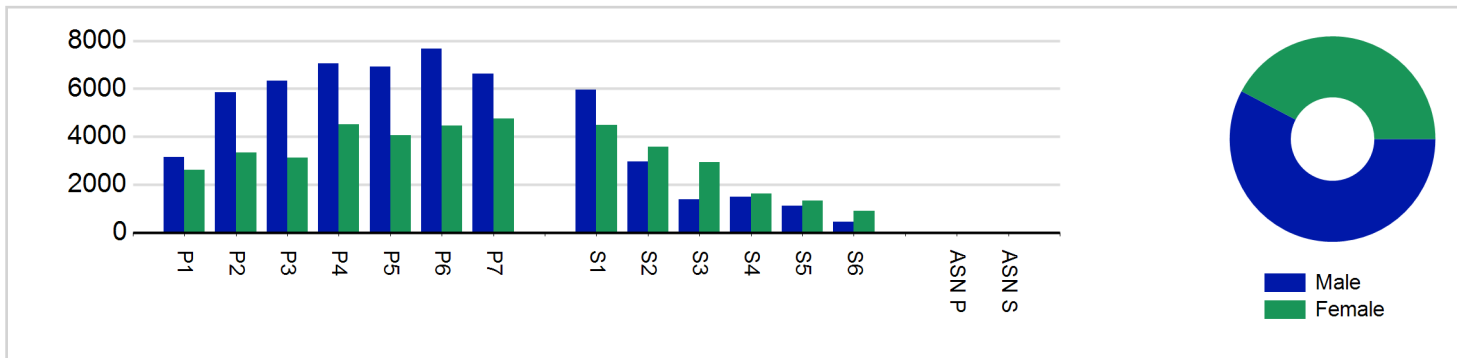
7. School Roll details are taken from the Pupil Census as at September of the Academic Year. Summaries available at <http://www.gov.scot/topics/statistics/browse/school-education/datasets>

8. Participant data collection 2011 onwards.

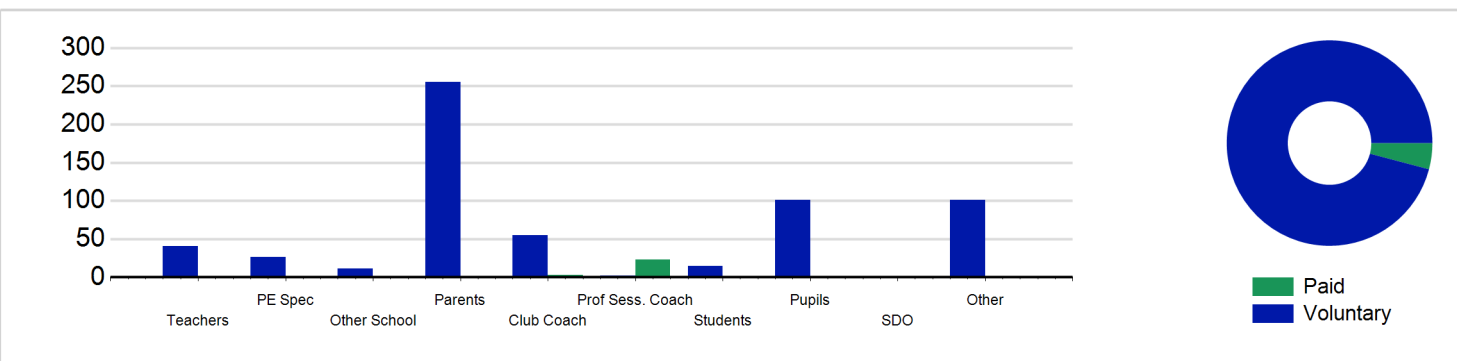
Visits₁ by School Type



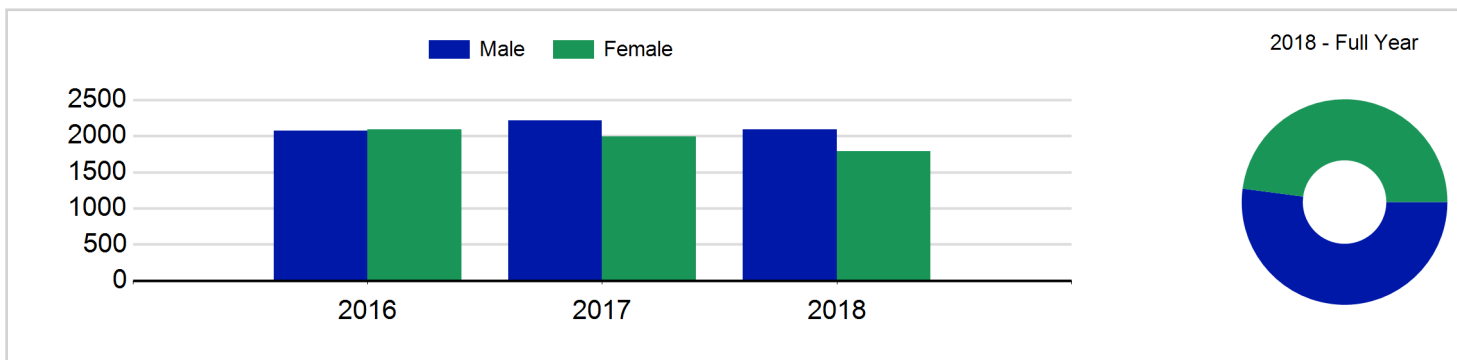
Visits₁ by Year Group and Sex



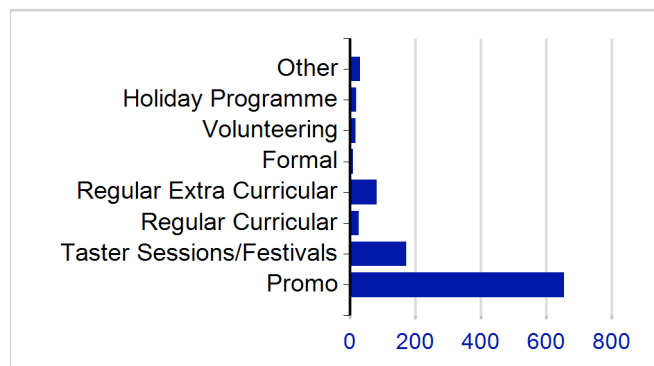
Deliverers



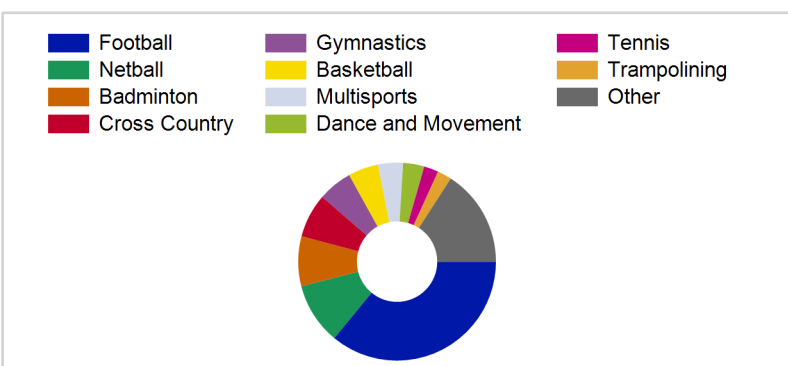
Participants₂ by Sex



School/Club Links



Top 10 Activities. by Visits₁



Term Report: Moray Council

Academic Year : 2018/19, Term(s) : Full Year

Sport for Life

sportscotland
the national agency for sport

Visits¹ by Year Group and Sex

	Male	Female
P1	3,142	2,615
P2	5,860	3,347
P3	6,335	3,118
P4	7,055	4,516
P5	6,930	4,071
P6	7,668	4,469
P7	6,630	4,741
S1	5,948	4,484
S2	2,948	3,585
S3	1,388	2,942
S4	1,481	1,611
S5	1,108	1,337
S6	453	890

ASN P**ASN S**

Total	56,946	41,726
--------------	---------------	---------------

Participants² by Sex

Male	2,095
Female	1,790
Total	3,885

Deliverers⁵ by Type

	Paid	Voluntary
Teachers	0	41
PE Spec	0	26
Other School	0	11
Parents	0	255
Club Coach	3	55
Prof Sess. Coach	23	2
Students	0	15
Pupils	0	101
SDO	0	0
Other	0	101
Total	26	607

