

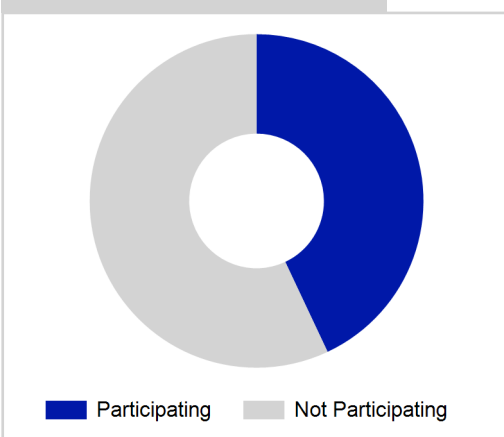
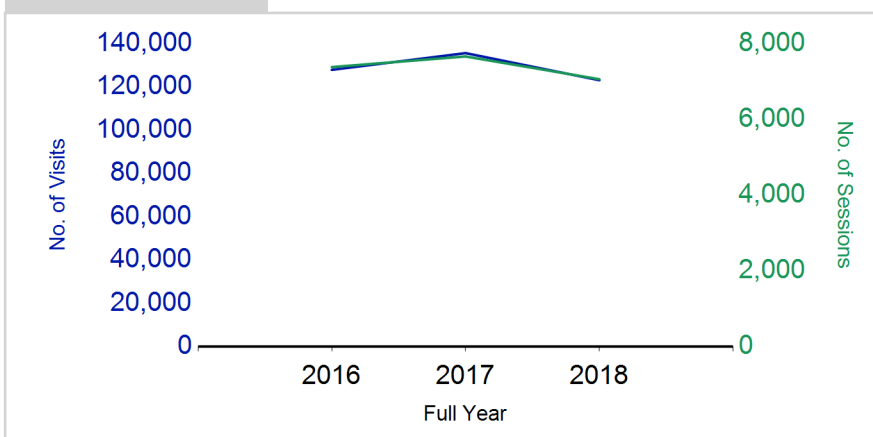
# Term Report: East Dunbartonshire Council

Academic Year : 2018/19, Term(s) : Full Year

Sport for Life

**sportscotland**  
 the national agency for sport

% School Roll Participating

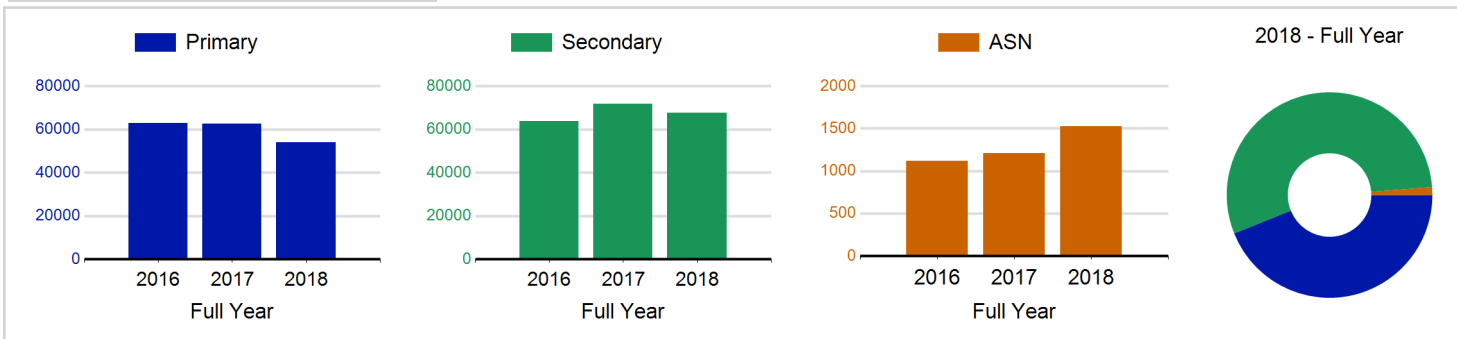
Visits<sup>1</sup>

	2016 Full Year	2017 Full Year	2018 Full Year
<b>Sessions</b>	<b>7,379</b>	<b>7,659</b>	<b>7,058</b>
% Purely voluntary	77%	79%	79%
Blocks <sup>3</sup>	950	959	881
Sessions / Block <sup>4</sup>	7.8	8.0	8.0
Different Activities	46	41	44
<b>Visits<sup>1</sup></b>	<b>127,846</b>	<b>135,582</b>	<b>123,037</b>
% Female	49%	47%	47%
<b>Participants<sup>2</sup></b>	<b>7,297</b>	<b>7,208</b>	<b>7,071</b>
Total School Roll	16,056	16,332	16,595
% Participating	45%	44%	43%
<b>Deliverers<sup>5</sup></b>	<b>676</b>	<b>675</b>	<b>662</b>
% Volunteers	85%	86%	90%
Qualified Volunteers	274	291	328
Secondary Pupils	210	202	235
Total Deliverer Sessions <sup>6</sup>	15,953	15,304	17,902
Avg. Deliverers Sessions / Deliverers	23.6	22.7	27.0
<b>School Club Links</b>	<b>372</b>	<b>362</b>	<b>429</b>
Schools with at least one link	45	41	40
Clubs with at least one link	59	70	60

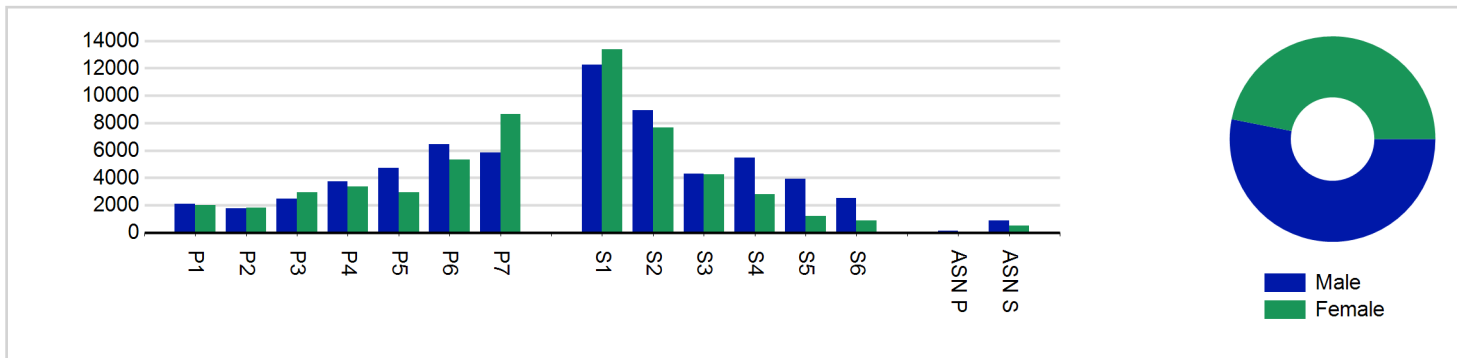
1. Visits are the number of times pupils have attended activities. These figures do not represent the participant figure, and instead should only be taken as indicative of participation.  
 2. Participants are pupils who have attended at least one session of Active Schools supported activity across the selected year/term (whether this was in a single or multiple school activity).  
 3. Activities are recorded in ASMO as 'blocks' which are made up of a group of 'sessions'.  
 4. The Avg Sessions / Blocks figure shows the average number of sessions within a block.  
 5. Deliverers are people who have delivered at least one session of Active Schools supported activity across the selected year/term.  
 6. Deliverer Sessions are the 'visits' deliverers have made to activities. These figures do not represent the total deliverer figure, and should only be taken as indicative of delivery. Deliverer information is only available at the local authority level.  
 7. School Roll details are taken from the Pupil Census as at September of the Academic Year. Summaries available at <http://www.gov.scot/topics/statistics/browse/school-education/datasets>  
 8. Participant data collection 2011 onwards.



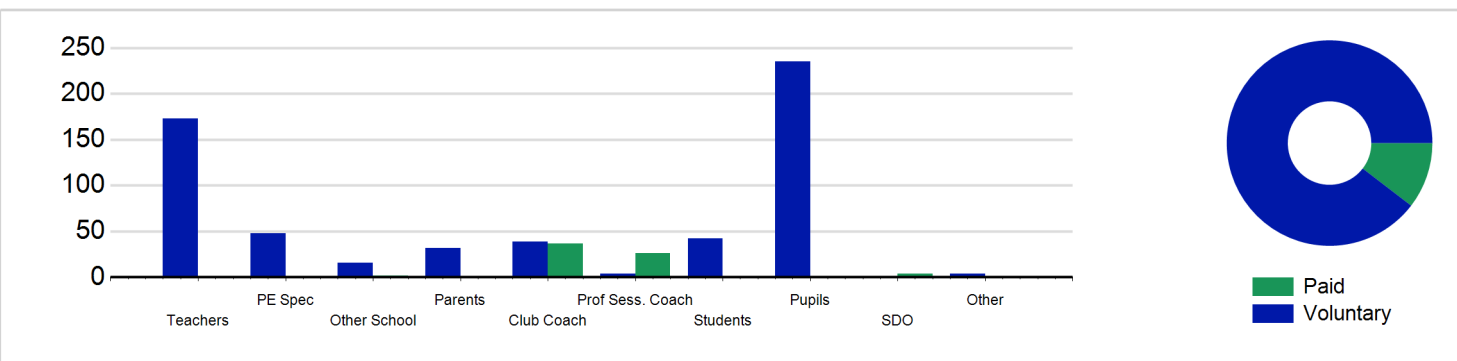
### Visits<sub>1</sub> by School Type



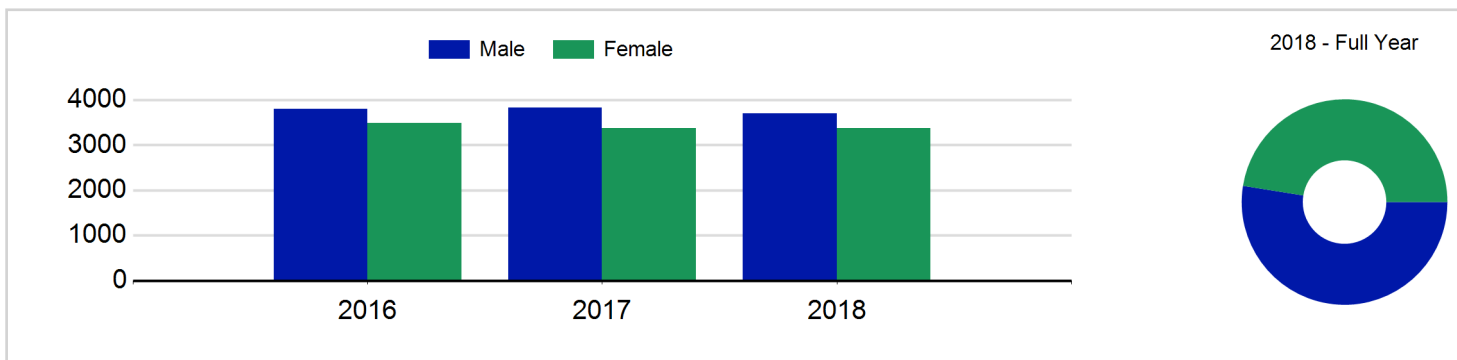
### Visits<sub>1</sub> by Year Group and Sex



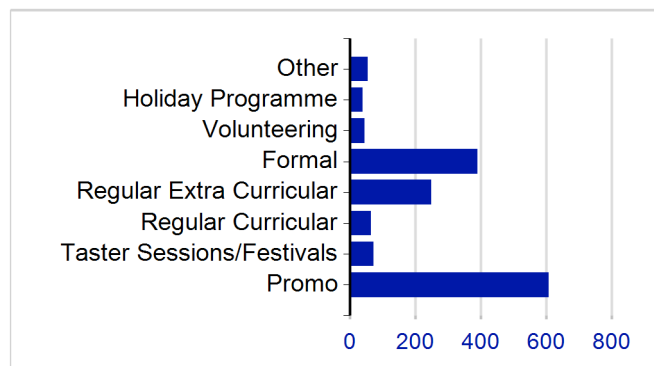
### Deliverers



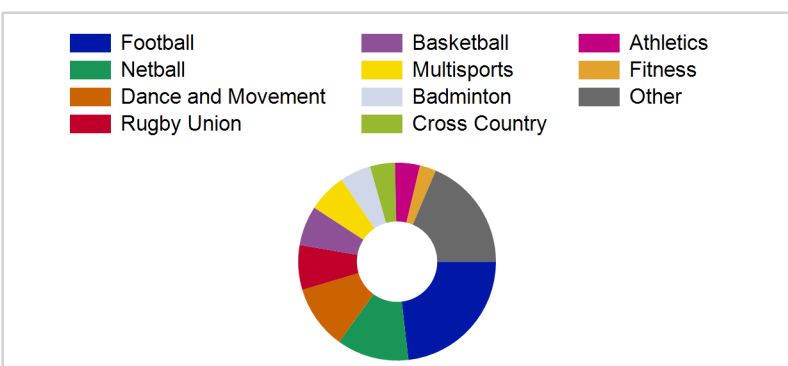
### Participants<sub>2</sub> by Sex



### School/Club Links



### Top 10 Activities. by Visits<sub>1</sub>





# Term Report: East Dunbartonshire Council

Academic Year : 2018/19, Term(s) : Full Year

Sport for Life

**sportscotland**  
the national agency for sport

## Visits<sup>1</sup> by Year Group and Sex

	Male	Female
<b>P1</b>	2,082	2,017
<b>P2</b>	1,769	1,789
<b>P3</b>	2,458	2,938
<b>P4</b>	3,745	3,370
<b>P5</b>	4,691	2,924
<b>P6</b>	6,454	5,334
<b>P7</b>	5,821	8,628
<b>S1</b>	12,251	13,390
<b>S2</b>	8,906	7,650
<b>S3</b>	4,280	4,231
<b>S4</b>	5,486	2,778
<b>S5</b>	3,896	1,213
<b>S6</b>	2,522	890
<b>ASN P</b>	118	34
<b>ASN S</b>	853	519
<b>Total</b>	<b>65,332</b>	<b>57,705</b>

## Deliverers<sup>5</sup> by Type

	Paid	Voluntary
<b>Teachers</b>	0	173
<b>PE Spec</b>	0	48
<b>Other School</b>	2	16
<b>Parents</b>	0	32
<b>Club Coach</b>	37	39
<b>Prof Sess. Coach</b>	26	4
<b>Students</b>	0	42
<b>Pupils</b>	0	235
<b>SDO</b>	4	0
<b>Other</b>	0	4
<b>Total</b>	<b>69</b>	<b>593</b>

## Participants<sup>2</sup> by Sex

<b>Male</b>	3,698
<b>Female</b>	3,373
<b>Total</b>	<b>7,071</b>

