

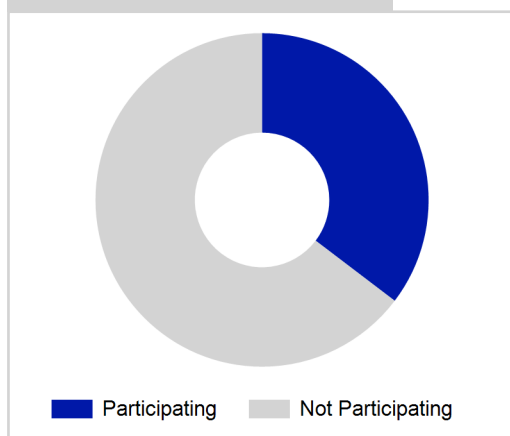
# Term Report: Aberdeen City Council

Academic Year : 2017/18, Term(s) : Full Year

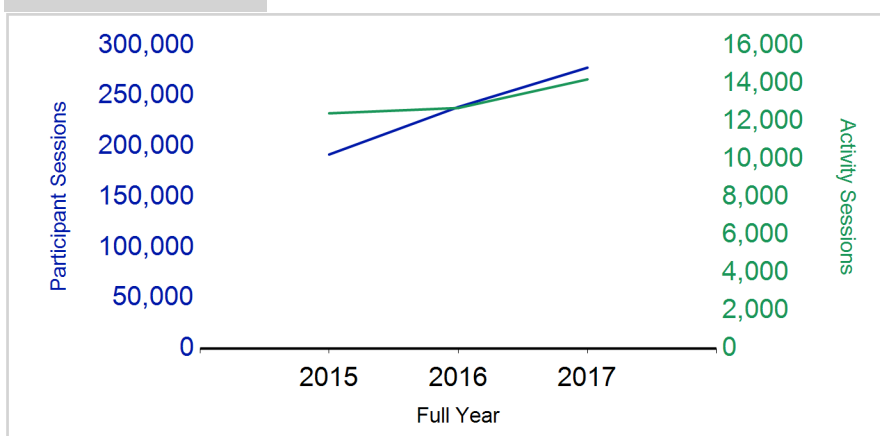
Putting sport first

**sportscotland**  
 the national agency for sport

## % School Roll Participating



## Participant Sessions<sup>1</sup>



	2015 Full Year	2016 Full Year	2017 Full Year
<b>Activity Sessions</b>	<b>12,421</b>	<b>12,703</b>	<b>14,214</b>
% Purely voluntary	57%	63%	67%
Activity Session Blocks <sup>3</sup>	1243	1334	1481
Avg. Activity Sessions / Block <sup>4</sup>	10.0	9.5	9.6
Different Activities	46	42	45
<b>Participant Sessions<sup>1</sup></b>	<b>192,110</b>	<b>239,124</b>	<b>278,089</b>
% Female	47%	45%	44%
<b>Distinct Participants<sup>2</sup></b>	<b>7,227</b>	<b>7,875</b>	<b>8,760</b>
Total School Roll	22,261	22,508	22,599
% Participating	32%	35%	39%
<b>Distinct Deliverers<sup>5</sup></b>	<b>622</b>	<b>663</b>	<b>875</b>
% Volunteers	88%	92%	91%
Qualified Volunteers	244	281	372
Secondary Pupils	132	173	191
Total Deliverer Sessions <sup>6</sup>	25,128	28,856	32,687
Avg. Deliverers Sessions / Deliverers	40.4	43.5	37.4
<b>School Club Links</b>	<b>588</b>	<b>905</b>	<b>1,064</b>
Schools with at least one link	65	65	63
Clubs with at least one link	66	98	105

1. Participant Sessions are the 'visits' pupils have made to activities. These figures do not represent the distinct pupils, and should only be taken as indicative of participation.

2. Distinct participants are pupils who have attended at least one session of Active Schools supported activity across the selected year/term (whether this was in a single or multiple school activity).

3. Activities are recorded in ASMO as 'Activity Session Blocks' which describe a group who meet to take part in an activity.

4. The Average Activity Sessions/Block figure shows the average length of a block (i.e. how many weeks did the average block run for?)

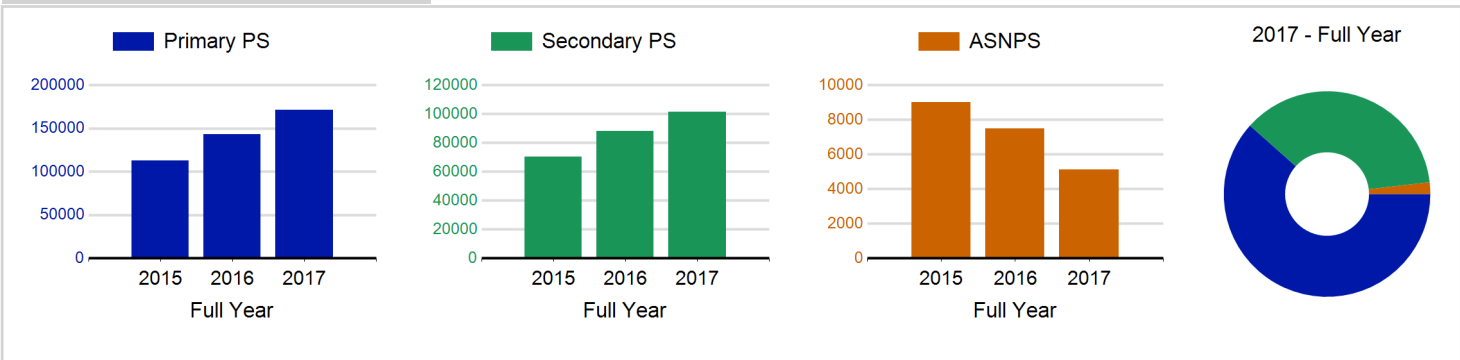
5. Distinct Deliverers are deliverers who have delivered at least one session of Active Schools supported activity across the selected year/term.

6. Deliverer Sessions are the 'visits' deliverers have made to activities. These figures do not represent the distinct deliverers, and should only be taken as indicative of delivery. Distinct deliverer information is only available at the local authority level.

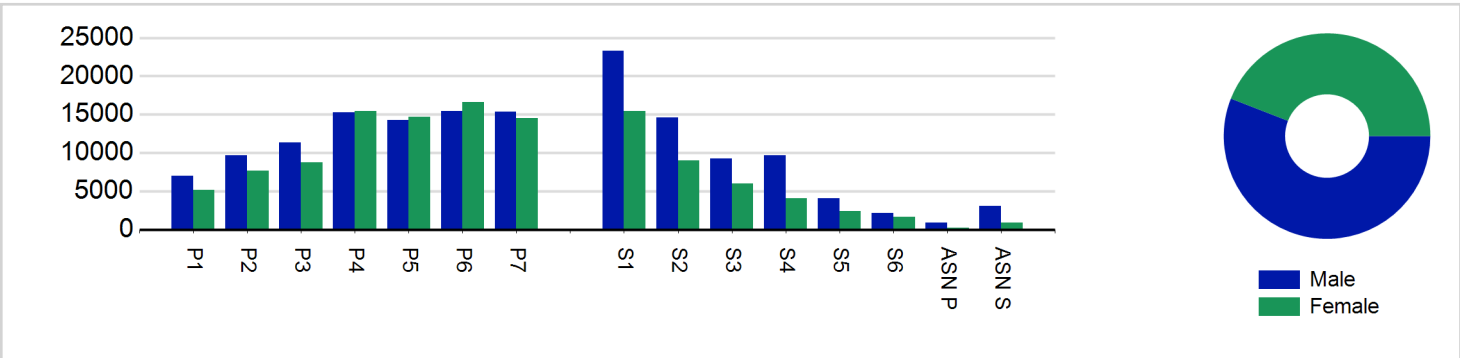
7. School Roll details are taken from the Pupil Census as at September of the Academic Year. Summaries available at <http://www.gov.scot/topics/statistics/browse/school-education/datasets>

8. Distinct Participant data collection 2011 onwards

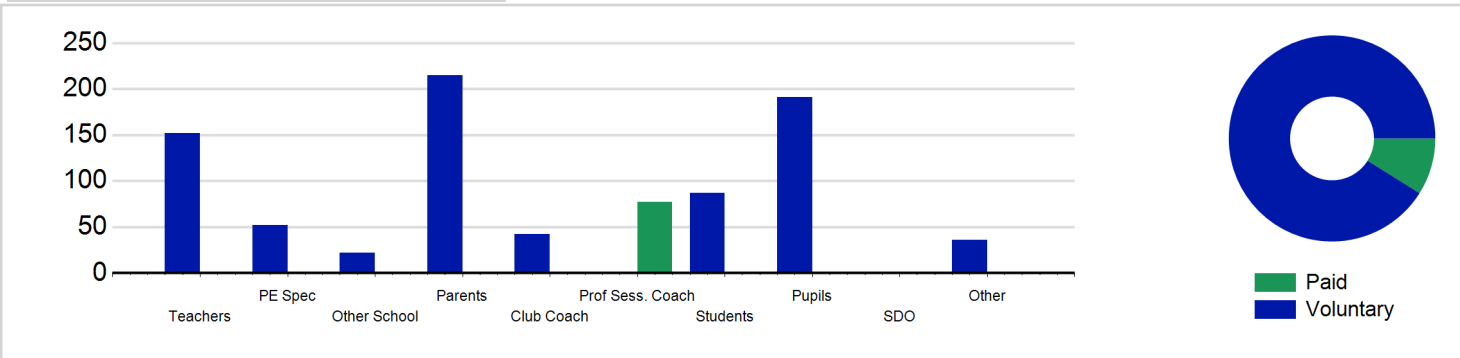
Participant Sessions<sup>1</sup> by School Type



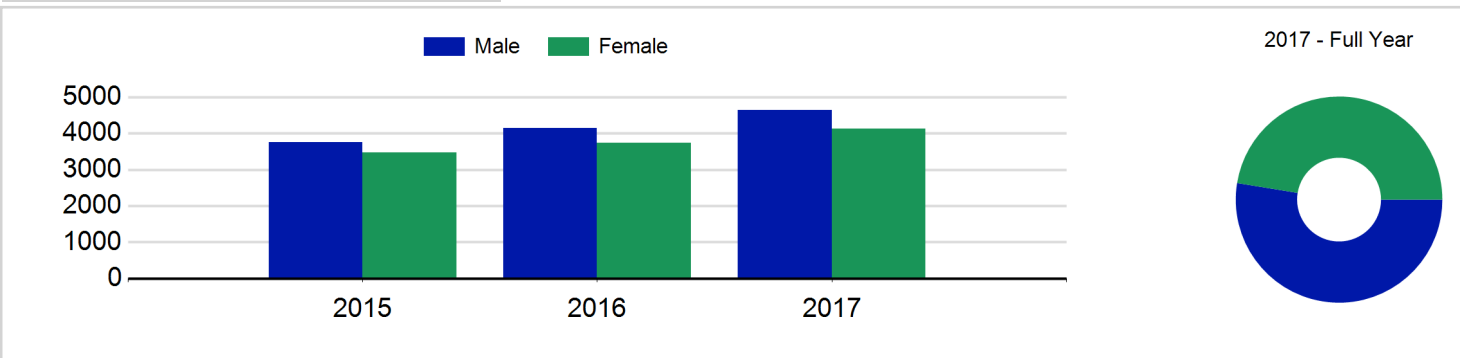
Participant Sessions<sup>1</sup> by Year Group and Gender



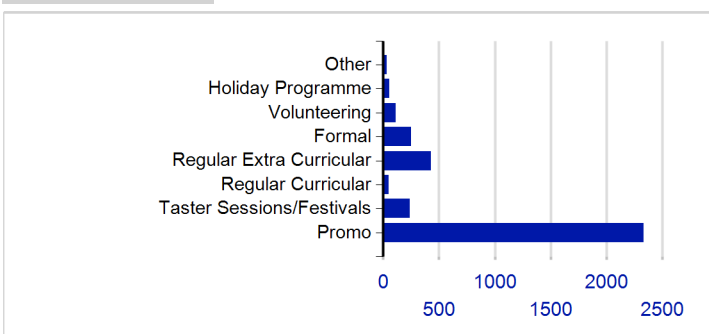
Distinct Deliverers



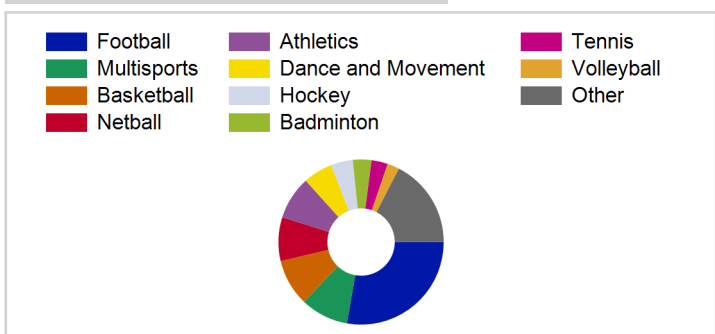
Distinct Participants<sup>2</sup> by Gender



School/Club Links



Top 10 Activities. by Participant Sessions<sup>1</sup>



# Term Report: Aberdeen City Council

Academic Year : 2017/18, Term(s) : Full Year

Putting sport first

**sportscotland**  
the national agency for sport

## Participant Sessions<sup>1</sup> by Year Group and Gender

	Male	Female
<b>P1</b>	7,027	5,141
<b>P2</b>	9,713	7,672
<b>P3</b>	11,375	8,731
<b>P4</b>	15,312	15,448
<b>P5</b>	14,236	14,688
<b>P6</b>	15,480	16,590
<b>P7</b>	15,342	14,548
<b>S1</b>	23,322	15,408
<b>S2</b>	14,598	9,041
<b>S3</b>	9,268	6,006
<b>S4</b>	9,695	4,075
<b>S5</b>	4,074	2,373
<b>S6</b>	2,155	1,653
<b>ASN P</b>	900	263
<b>ASN S</b>	3,063	892
<b>Total</b>	<b>155,560</b>	<b>122,529</b>

## Distinct Deliverers<sup>5</sup> by Type

	Paid	Voluntary
<b>Teachers</b>		152
<b>PE Spec</b>		52
<b>Other School</b>		22
<b>Parents</b>		215
<b>Club Coach</b>	1	42
<b>Prof Sess. Coach</b>	77	
<b>Students</b>		87
<b>Pupils</b>		191
<b>SDO</b>		
<b>Other</b>		36
<b>Total</b>	<b>78</b>	<b>797</b>

## Distinct Participants<sup>2</sup> by Gender

<b>Male</b>	4,638
<b>Female</b>	4,122
<b>Total</b>	<b>8,760</b>