

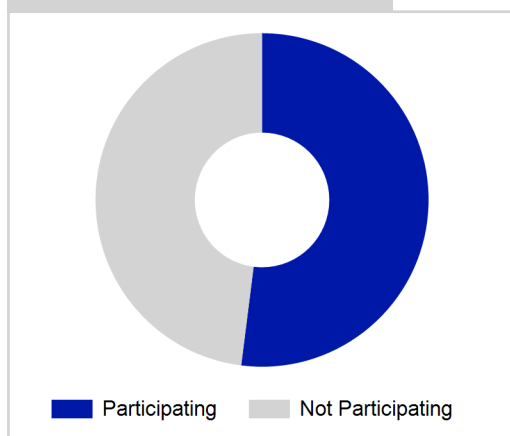
Term Report: Stirling Council

Academic Year : 2016/2017, Term(s) : Full Year

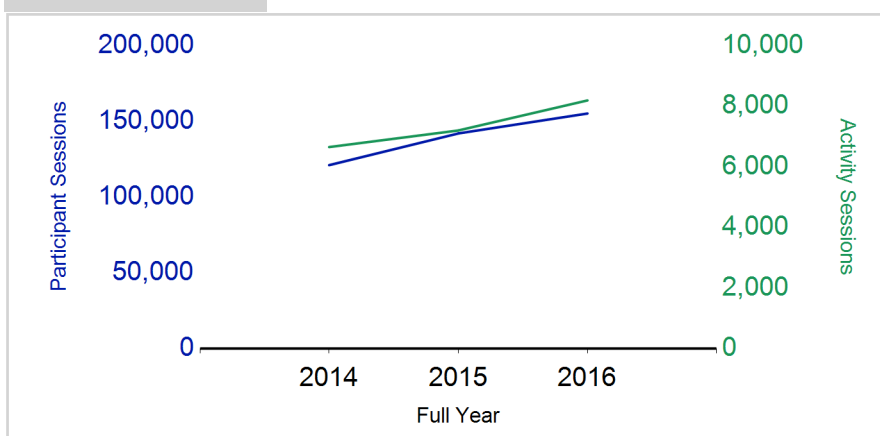
Putting sport first

sportscotland
 the national agency for sport

% School Roll Participating



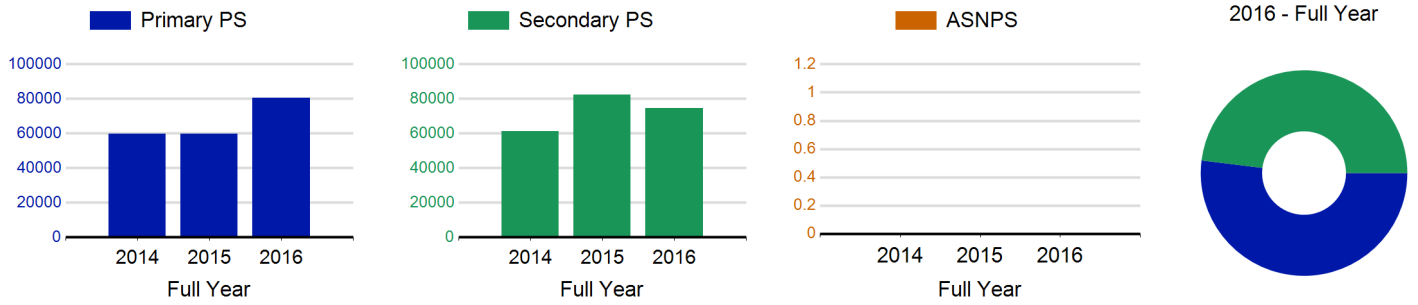
Participant Sessions¹



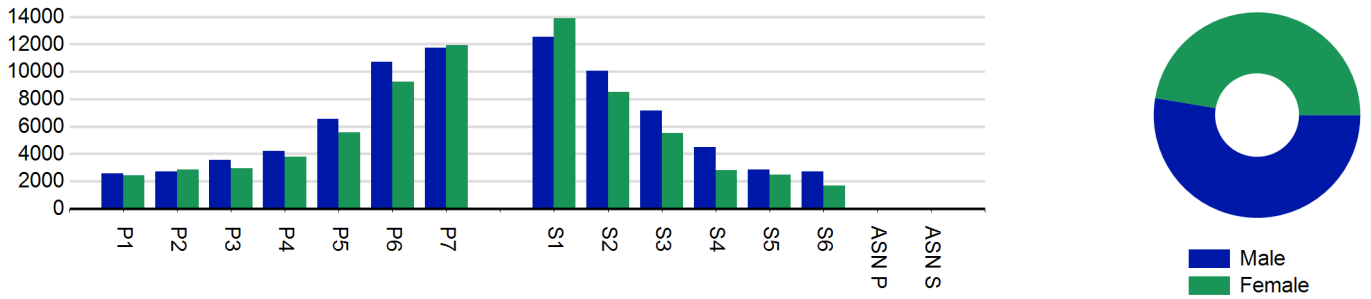
	2014 Full Year	2015 Full Year	2016 Full Year
Activity Sessions	6,650	7,198	8,189
% Purely voluntary	91%	87%	85%
Activity Session Blocks ³	907	872	1020
Avg. Activity Sessions / Block ⁴	7.3	8.3	8.0
Different Activities	47	40	48
Participant Sessions¹	121,071	141,991	155,146
% Female	47%	47%	47%
Distinct Participants²	6,197	6,249	6,735
Total School Roll	12,316	12,355	12,355
% Participating	50%	51%	55%
Distinct Deliverers⁵	501	545	627
% Volunteers	93%	90%	95%
Qualified Volunteers	301	226	215
Secondary Pupils	193	215	244
Total Deliverer Sessions ⁶	13,086	15,510	17,169
Avg. Deliverers Sessions / Deliverers	26.1	28.5	27.4
School Club Links	431	532	574
Schools with at least one link	47	47	46
Clubs with at least one link	62	79	82

1. Participant Sessions are the 'visits' pupils have made to activities. These figures do not represent the distinct pupils, and should only be taken as indicative of participation.
 2. Distinct participants are pupils who have attended at least one session of Active Schools supported activity across the selected year/term (whether this was in a single or multiple school activity).
 3. Activities are recorded in ASMO as 'Activity Session Blocks' which describe a group who meet to take part in an activity.
 4. The Average Activity Sessions/Block figure shows the average length of a block (i.e. how many weeks did the average block run for?)
 5. Distinct Deliverers are deliverers who have delivered at least one session of Active Schools supported activity across the selected year/term.
 6. Deliverer Sessions are the 'visits' deliverers have made to activities. These figures do not represent the distinct deliverers, and should only be taken as indicative of delivery. Distinct deliverer information is only available at the local authority level.
 7. School Roll details are taken from the Pupil Census as at September of the Academic Year. Summaries available at <http://www.gov.scot/topics/statistics/browse/school-education/datasets>
 8. Distinct Participant data collection 2011 onwards

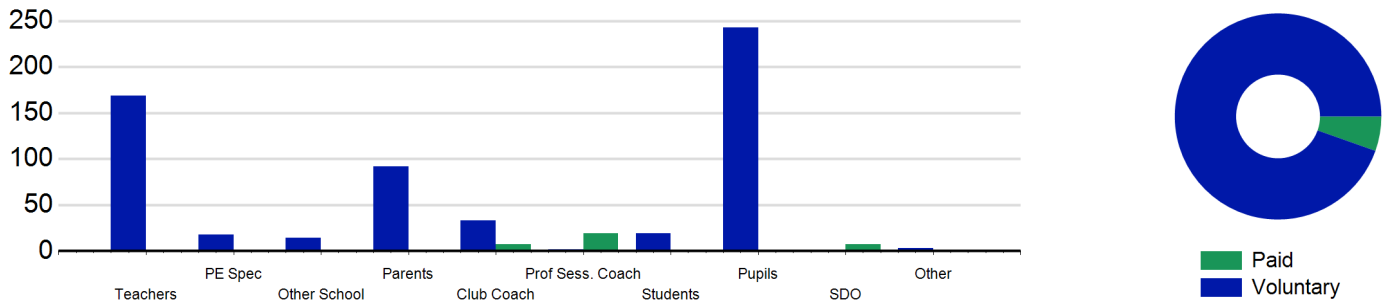
Participant Sessions₁ by School Type



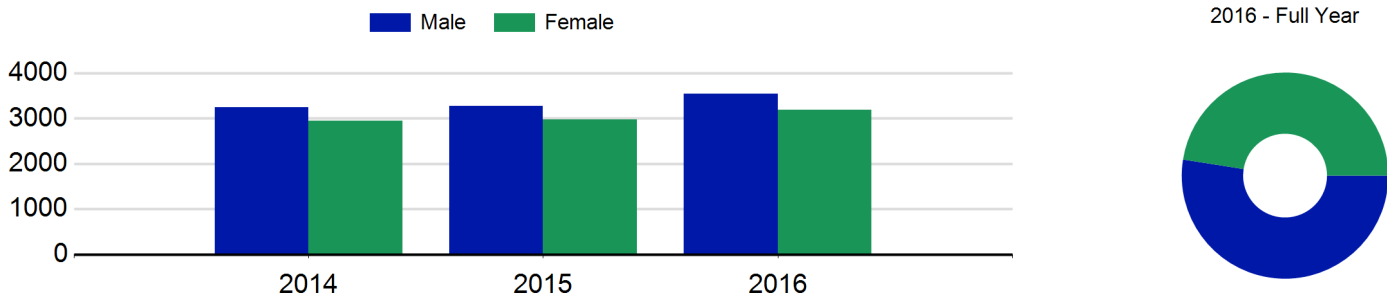
Participant Sessions₁ by Year Group and Gender



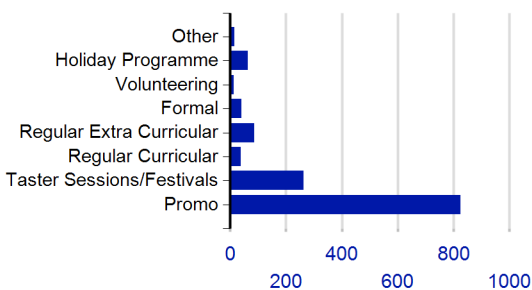
Distinct Deliverers



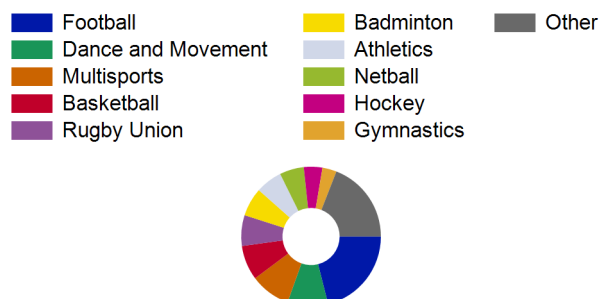
Distinct Participants₂ by Gender



School/Club Links



Top 10 Activities. by Participant Sessions₁



Term Report: Stirling Council

Academic Year : 2016/2017, Term(s) : Full Year

Putting sport first

sportscotland
the national agency for sport

Participant Sessions¹ by Year Group and Gender

	Male	Female
P1	2,544	2,397
P2	2,715	2,841
P3	3,546	2,938
P4	4,181	3,763
P5	6,519	5,542
P6	10,721	9,239
P7	11,745	11,925
S1	12,514	13,903
S2	10,052	8,521
S3	7,145	5,498
S4	4,462	2,775
S5	2,864	2,452
S6	2,688	1,656
ASN P		
ASN S		
Total	81,696	73,450

Distinct Deliverers⁵ by Type

	Paid	Voluntary
Teachers		169
PE Spec		18
Other School		14
Parents		92
Club Coach	7	33
Prof Sess. Coach	19	2
Students		19
Pupils	1	243
SDO	7	
Other		3
Total	34	593

Distinct Participants² by Gender

Male	3,546
Female	3,189
Total	6,735