

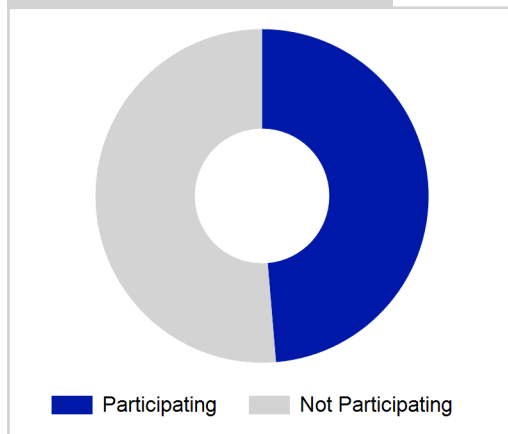
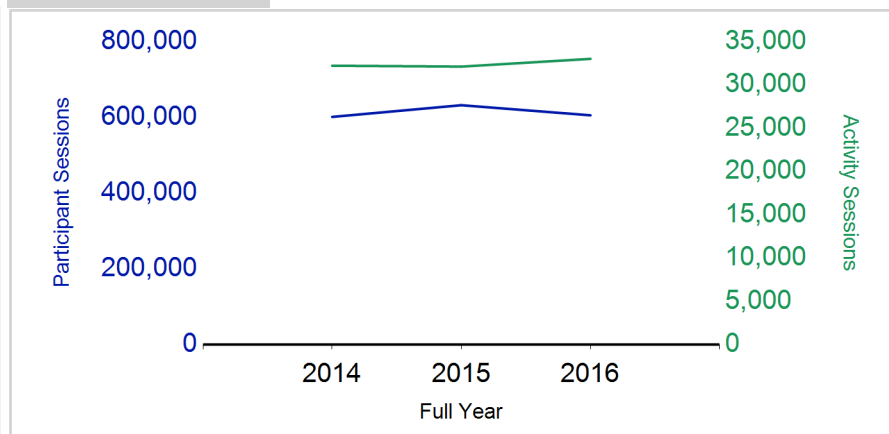
Term Report: Glasgow City Council

Academic Year : 2016/2017, Term(s) : Full Year

Putting sport first

sportscotland
 the national agency for sport

% School Roll Participating

Participant Sessions¹

	2014 Full Year	2015 Full Year	2016 Full Year
Activity Sessions	32,207	32,104	33,001
% Purely voluntary	41%	41%	46%
Activity Session Blocks ³	4095	4113	4286
Avg. Activity Sessions / Block ⁴	7.9	7.8	7.7
Different Activities	66	74	74
Participant Sessions¹	601,053	631,944	605,257
% Female	44%	45%	46%
Distinct Participants²	31,665	32,096	32,635
Total School Roll	65,355	65,761	66,904
% Participating	48%	49%	49%
Distinct Deliverers⁵	1,540	1,419	1,596
% Volunteers	59%	53%	68%
Qualified Volunteers	442	327	380
Secondary Pupils	201	162	269
Total Deliverer Sessions ⁶	43,380	43,851	48,892
Avg. Deliverers Sessions / Deliverers	28.2	30.9	30.6
School Club Links	1,190	1,065	1,048
Schools with at least one link	190	187	188
Clubs with at least one link	181	171	188

1. Participant Sessions are the 'visits' pupils have made to activities. These figures do not represent the distinct pupils, and should only be taken as indicative of participation.

2. Distinct participants are pupils who have attended at least one session of Active Schools supported activity across the selected year/term (whether this was in a single or multiple school activity).

3. Activities are recorded in ASMO as 'Activity Session Blocks' which describe a group who meet to take part in an activity.

4. The Average Activity Sessions/Block figure shows the average length of a block (i.e. how many weeks did the average block run for?)

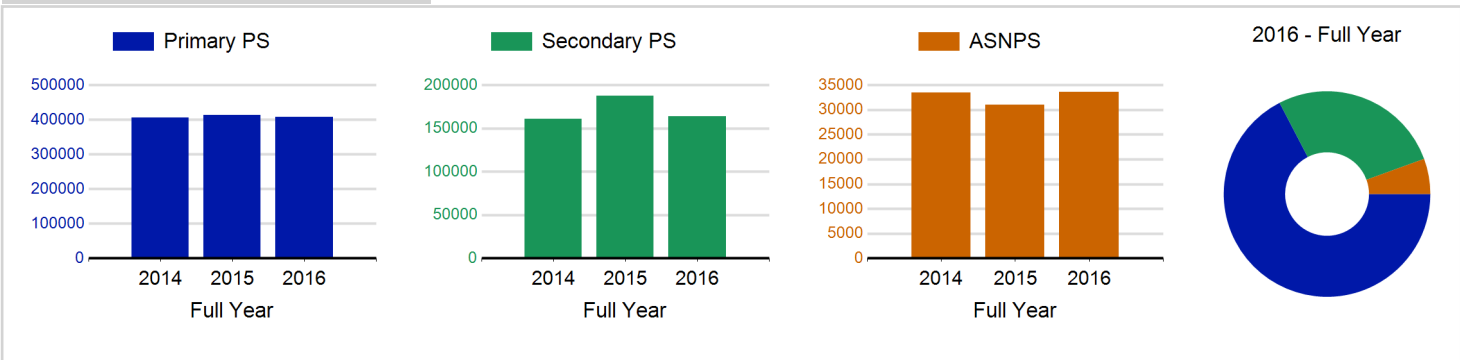
5. Distinct Deliverers are deliverers who have delivered at least one session of Active Schools supported activity across the selected year/term.

6. Deliverer Sessions are the 'visits' deliverers have made to activities. These figures do not represent the distinct deliverers, and should only be taken as indicative of delivery. Distinct deliverer information is only available at the local authority level.

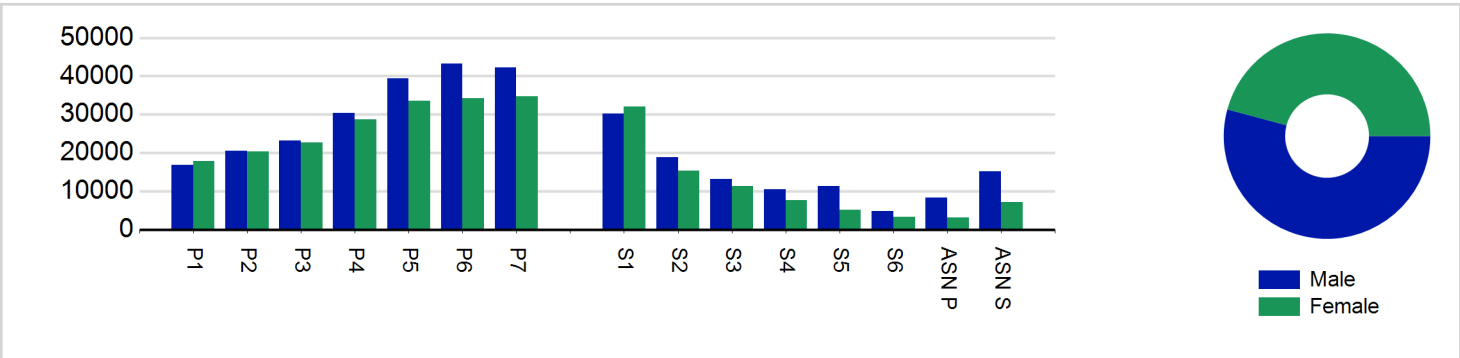
7. School Roll details are taken from the Pupil Census as at September of the Academic Year. Summaries available at <http://www.gov.scot/topics/statistics/browse/school-education/datasets>

8. Distinct Participant data collection 2011 onwards

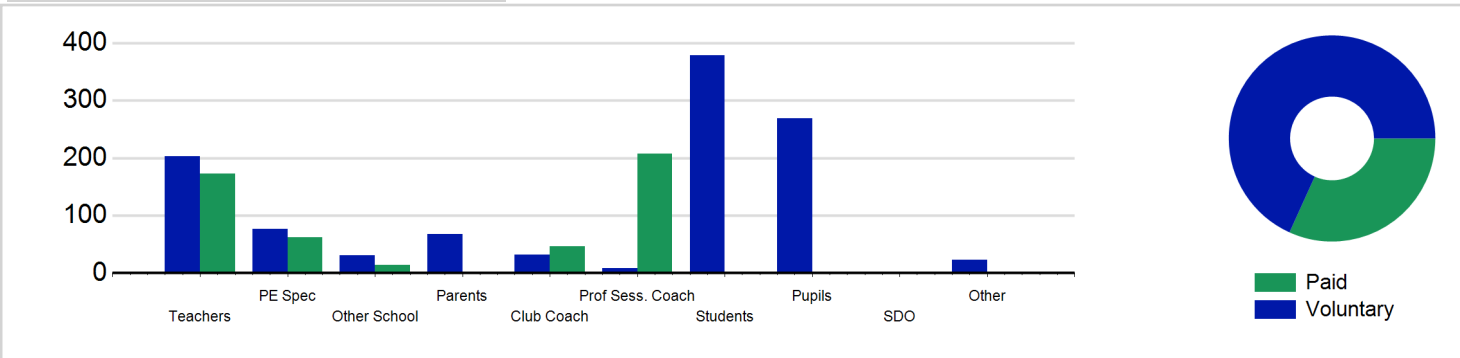
Participant Sessions¹ by School Type



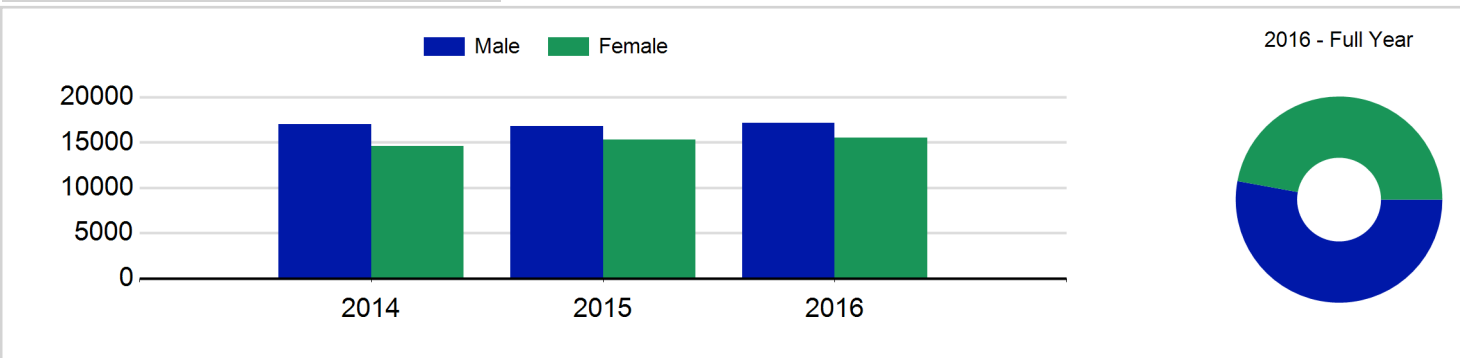
Participant Sessions¹ by Year Group and Gender



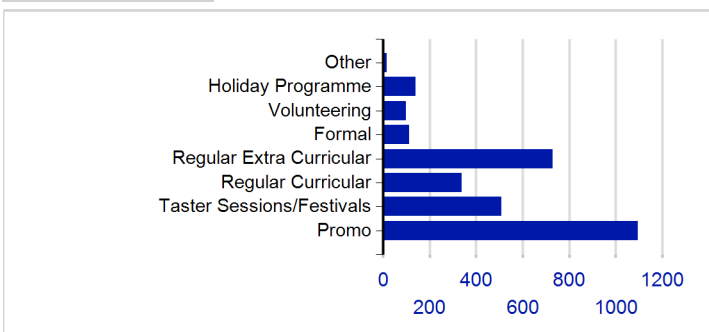
Distinct Deliverers



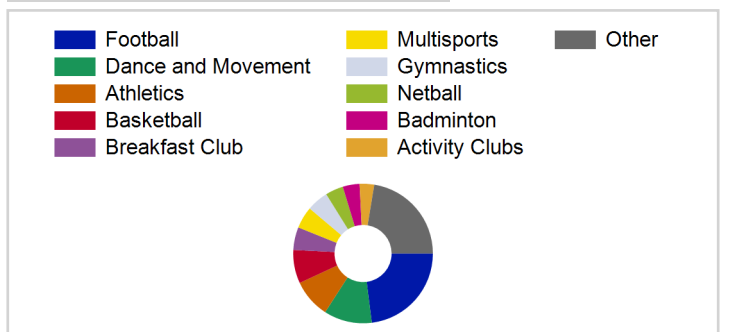
Distinct Participants² by Gender



School/Club Links



Top 10 Activities. by Participant Sessions¹



Term Report: Glasgow City Council

Academic Year : 2016/2017, Term(s) : Full Year

Putting sport first

sportscotland
the national agency for sport

Participant Sessions¹ by Year Group and Gender

	Male	Female
P1	16,789	17,865
P2	20,434	20,414
P3	23,151	22,636
P4	30,451	28,782
P5	39,404	33,484
P6	43,181	34,240
P7	42,283	34,788
S1	30,158	32,126
S2	18,835	15,246
S3	13,135	11,357
S4	10,526	7,670
S5	11,372	5,149
S6	4,818	3,316
ASN P	8,280	3,068
ASN S	15,092	7,207
Total	327,909	277,348

Distinct Deliverers⁵ by Type

	Paid	Voluntary
Teachers	173	203
PE Spec	62	77
Other School	14	31
Parents		68
Club Coach	46	32
Prof Sess. Coach	207	8
Students	2	378
Pupils		269
SDO	2	
Other	1	23
Total	507	1,089

Distinct Participants² by Gender

Male	17,130
Female	15,505
Total	32,635