

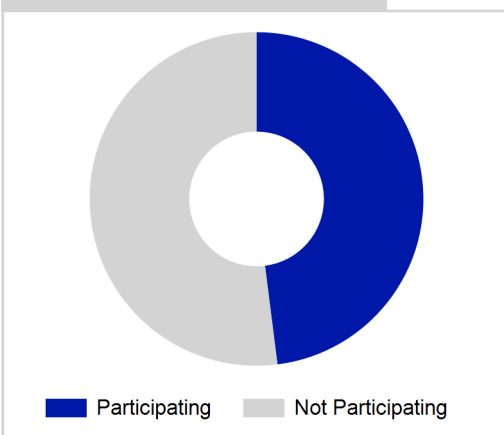
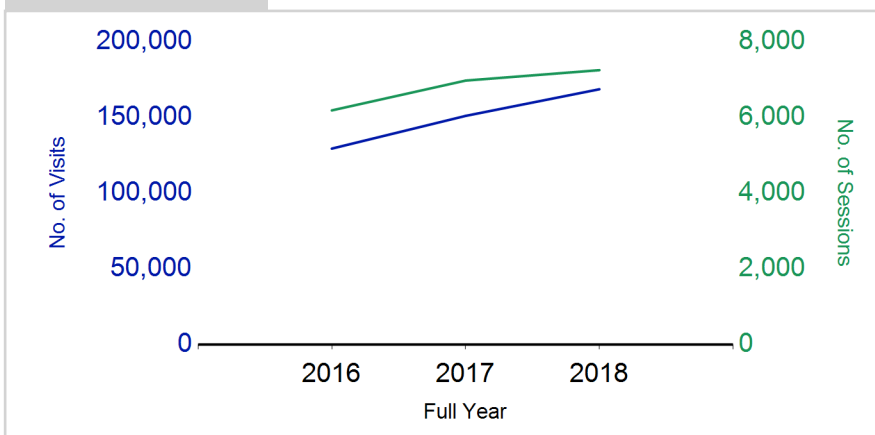
# Term Report: East Renfrewshire Council

Academic Year : 2018/19, Term(s) : Full Year

Sport for Life

**sportscotland**  
 the national agency for sport

% School Roll Participating

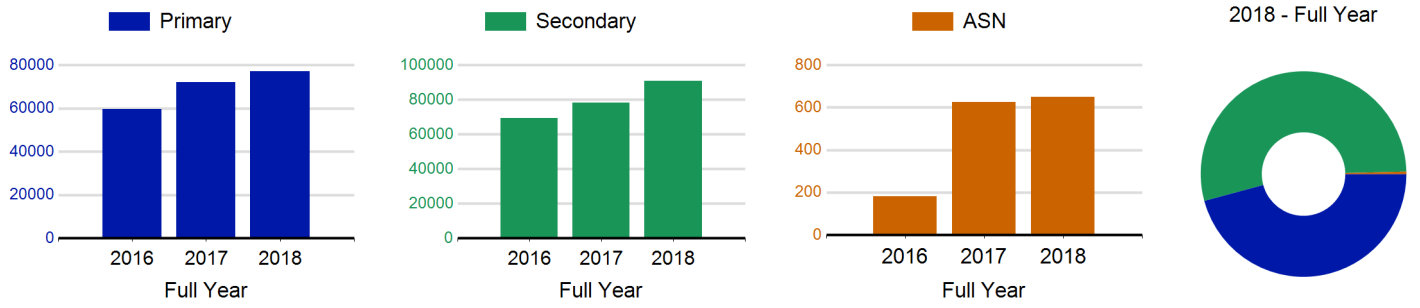
Visits<sup>1</sup>

	2016 Full Year	2017 Full Year	2018 Full Year
<b>Sessions</b>	<b>6,182</b>	<b>6,969</b>	<b>7,244</b>
% Purely voluntary	61%	62%	62%
Blocks <sup>3</sup>	811	876	888
Sessions / Block <sup>4</sup>	7.6	8.0	8.2
Different Activities	46	46	47
<b>Visits<sup>1</sup></b>	<b>129,326</b>	<b>150,931</b>	<b>168,527</b>
% Female	48%	49%	50%
<b>Participants<sup>2</sup></b>	<b>7,140</b>	<b>8,025</b>	<b>8,195</b>
Total School Roll	16,782	17,072	17,183
% Participating	43%	47%	48%
<b>Deliverers<sup>5</sup></b>	<b>461</b>	<b>447</b>	<b>409</b>
% Volunteers	78%	75%	70%
Qualified Volunteers	161	97	72
Secondary Pupils	93	56	57
Total Deliverer Sessions <sup>6</sup>	10,686	10,985	12,146
Avg. Deliverers Sessions / Deliverers	23.2	24.6	29.7
<b>School Club Links</b>	<b>222</b>	<b>212</b>	<b>197</b>
Schools with at least one link	30	30	31
Clubs with at least one link	52	47	44

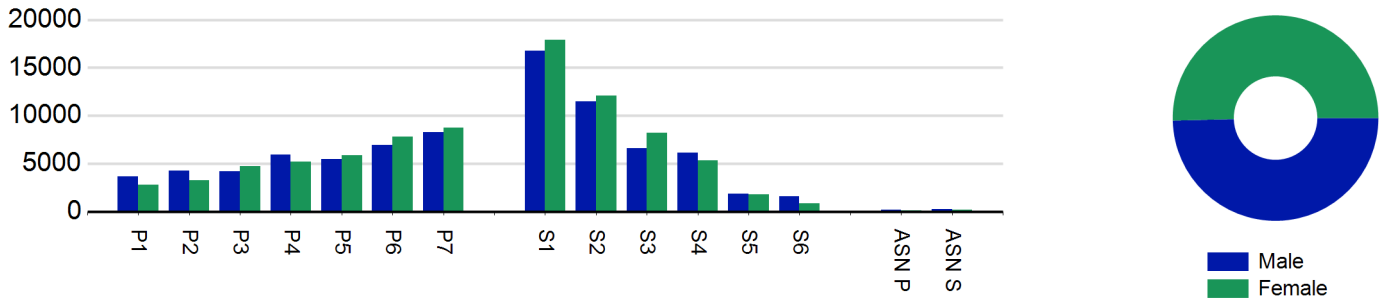
1. Visits are the number of times pupils have attended activities. These figures do not represent the participant figure, and instead should only be taken as indicative of participation.  
 2. Participants are pupils who have attended at least one session of Active Schools supported activity across the selected year/term (whether this was in a single or multiple school activity).  
 3. Activities are recorded in ASMO as 'blocks' which are made up of a group of 'sessions'.  
 4. The Avg Sessions / Blocks figure shows the average number of sessions within a block.  
 5. Deliverers are people who have delivered at least one session of Active Schools supported activity across the selected year/term.  
 6. Deliverer Sessions are the 'visits' deliverers have made to activities. These figures do not represent the total deliverer figure, and should only be taken as indicative of delivery. Deliverer information is only available at the local authority level.  
 7. School Roll details are taken from the Pupil Census as at September of the Academic Year. Summaries available at <http://www.gov.scot/topics/statistics/browse/school-education/datasets>  
 8. Participant data collection 2011 onwards.



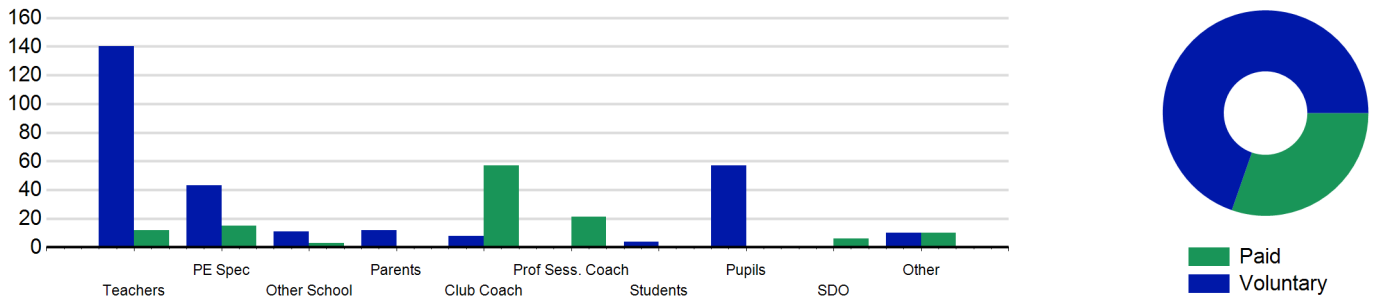
### Visits<sub>1</sub> by School Type



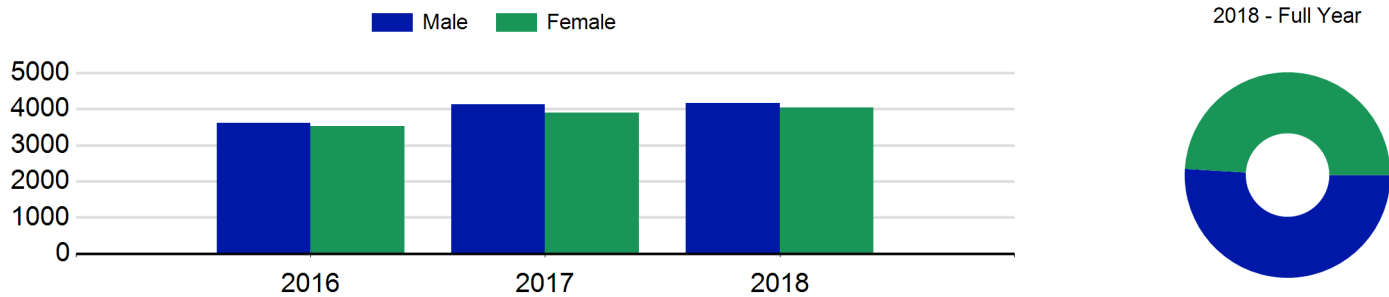
### Visits<sub>1</sub> by Year Group and Sex



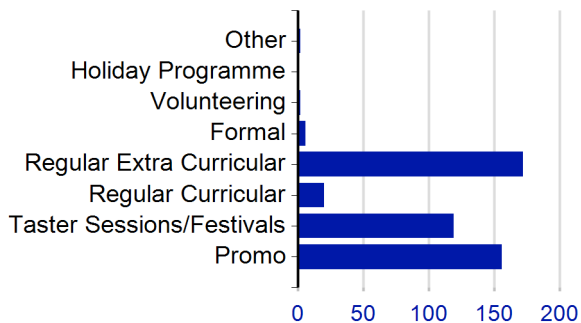
### Deliverers



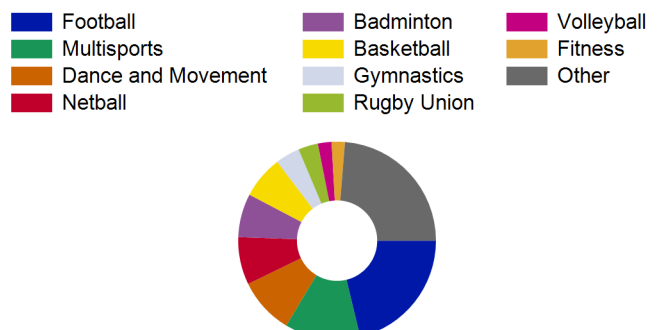
### Participants<sub>2</sub> by Sex



### School/Club Links



### Top 10 Activities. by Visits<sub>1</sub>





# Term Report: East Renfrewshire Council

Academic Year : 2018/19, Term(s) : Full Year

Sport for Life

**sportscotland**  
the national agency for sport

## Visits<sup>1</sup> by Year Group and Sex

	Male	Female
<b>P1</b>	3,636	2,756
<b>P2</b>	4,258	3,278
<b>P3</b>	4,196	4,713
<b>P4</b>	5,961	5,210
<b>P5</b>	5,495	5,896
<b>P6</b>	6,953	7,772
<b>P7</b>	8,299	8,764
<b>S1</b>	16,761	17,916
<b>S2</b>	11,515	12,087
<b>S3</b>	6,567	8,227
<b>S4</b>	6,109	5,362
<b>S5</b>	1,861	1,810
<b>S6</b>	1,603	873
<b>ASN P</b>	158	88
<b>ASN S</b>	241	162
<b>Total</b>	<b>83,613</b>	<b>84,914</b>

## Deliverers<sup>5</sup> by Type

	Paid	Voluntary
<b>Teachers</b>	12	140
<b>PE Spec</b>	15	43
<b>Other School</b>	3	11
<b>Parents</b>	0	12
<b>Club Coach</b>	57	8
<b>Prof Sess. Coach</b>	21	0
<b>Students</b>	0	4
<b>Pupils</b>	0	57
<b>SDO</b>	6	0
<b>Other</b>	10	10
<b>Total</b>	<b>124</b>	<b>285</b>

## Participants<sup>2</sup> by Sex

<b>Male</b>	4,162
<b>Female</b>	4,033
<b>Total</b>	<b>8,195</b>

