

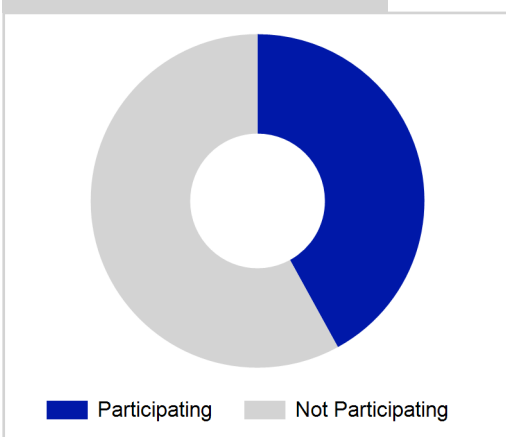
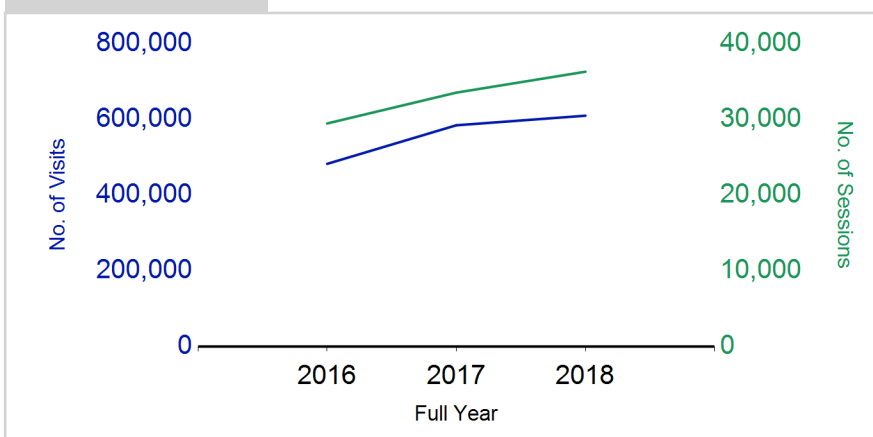
Term Report: City of Edinburgh Council

Academic Year : 2018/19, Term(s) : Full Year

Sport for Life

sportscotland
 the national agency for sport

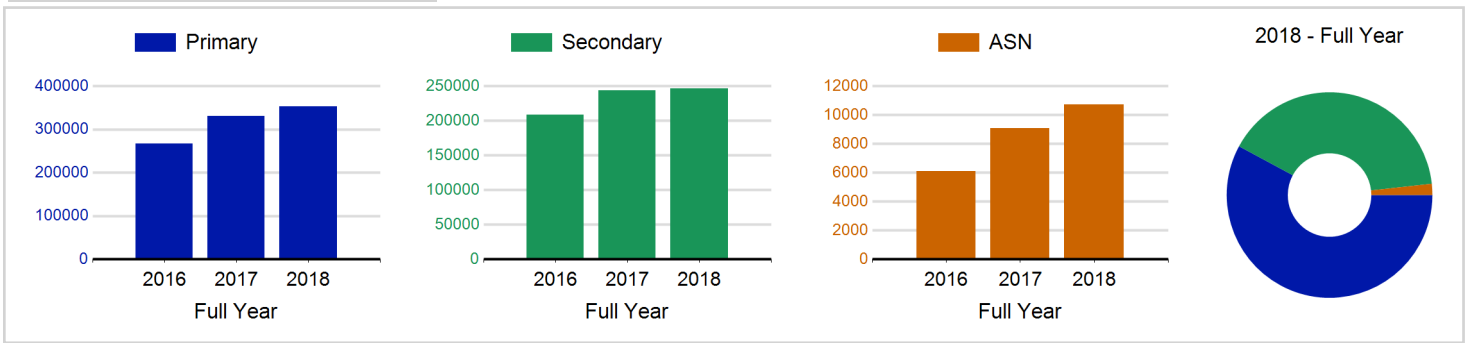
% School Roll Participating

Visits¹

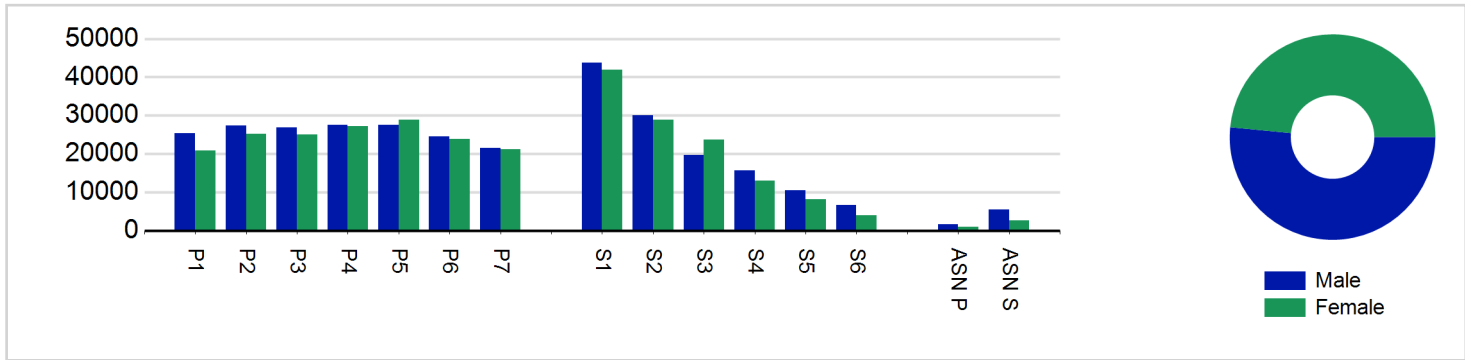
	2016	2017	2018
	Full Year	Full Year	Full Year
Sessions	29,452	33,523	36,283
% Purely voluntary	35%	42%	41%
Blocks ³	2938	3301	3696
Sessions / Block ⁴	10.0	10.2	9.8
Different Activities	59	58	68
Visits¹	482,414	584,254	609,579
% Female	48%	48%	48%
Participants²	17,878	18,846	21,303
Total School Roll	48,521	49,591	50,604
% Participating	37%	38%	42%
Deliverers⁵	1,599	1,325	1,345
% Volunteers	72%	83%	81%
Qualified Volunteers	565	845	712
Secondary Pupils	466	465	418
Total Deliverer Sessions ⁶	52,554	61,124	67,235
Avg. Deliverers Sessions / Deliverers	32.9	46.1	50.0
School Club Links	1,487	1,449	1,490
Schools with at least one link	121	120	121
Clubs with at least one link	195	190	180

1. Visits are the number of times pupils have attended activities. These figures do not represent the participant figure, and instead should only be taken as indicative of participation.
 2. Participants are pupils who have attended at least one session of Active Schools supported activity across the selected year/term (whether this was in a single or multiple school activity).
 3. Activities are recorded in ASMO as 'blocks' which are made up of a group of 'sessions'.
 4. The Avg Sessions / Blocks figure shows the average number of sessions within a block.
 5. Deliverers are people who have delivered at least one session of Active Schools supported activity across the selected year/term.
 6. Deliverer Sessions are the 'visits' deliverers have made to activities. These figures do not represent the total deliverer figure, and should only be taken as indicative of delivery. Deliverer information is only available at the local authority level.
 7. School Roll details are taken from the Pupil Census as at September of the Academic Year. Summaries available at <http://www.gov.scot/topics/statistics/browse/school-education/datasets>
 8. Participant data collection 2011 onwards.

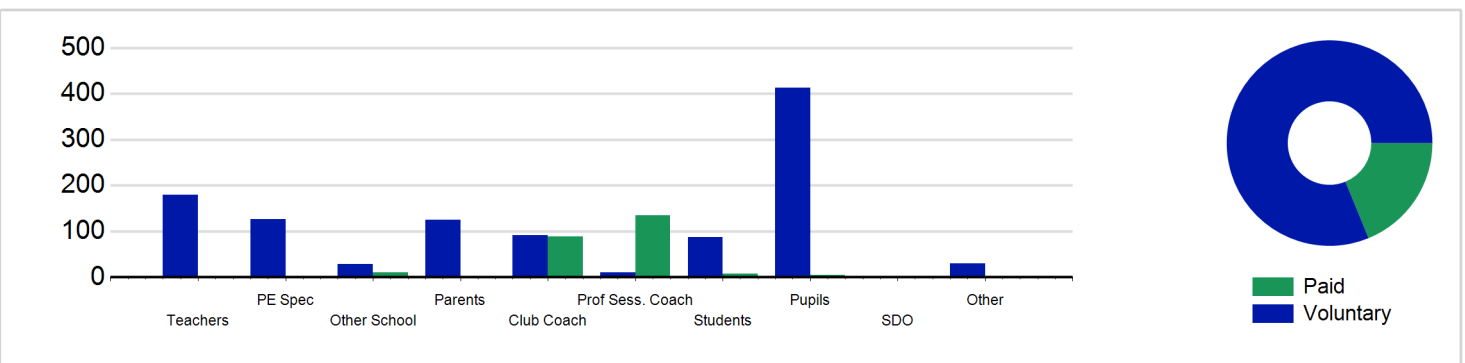
Visits₁ by School Type



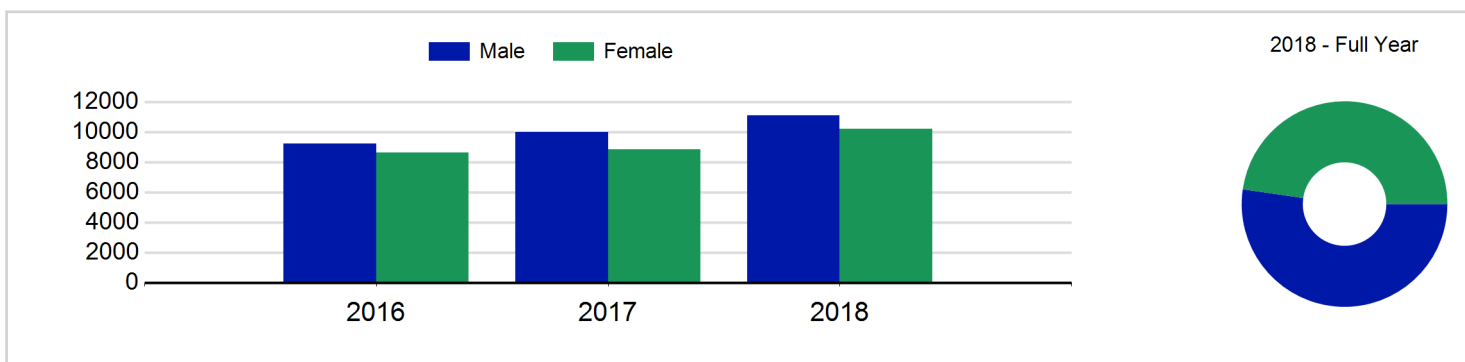
Visits₁ by Year Group and Sex



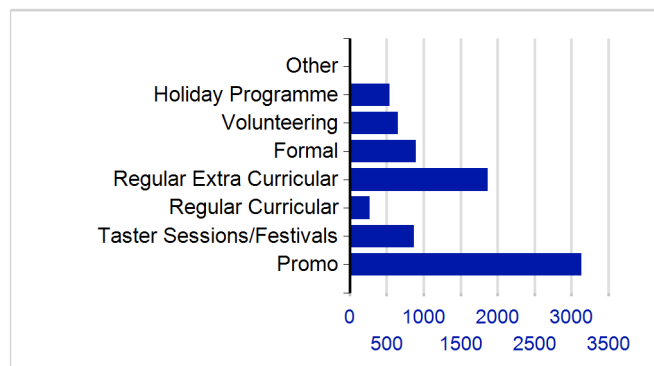
Deliverers



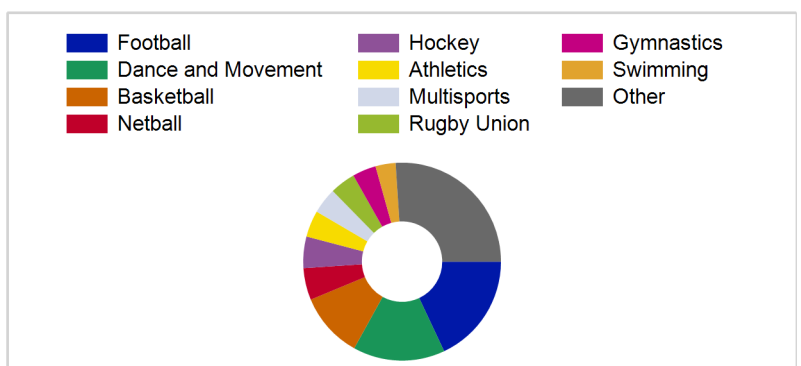
Participants₂ by Sex



School/Club Links



Top 10 Activities. by Visits₁



Term Report: City of Edinburgh Council

Academic Year : 2018/19, Term(s) : Full Year

Sport for Life

sportscotland
the national agency for sport

Visits¹ by Year Group and Sex

	Male	Female
P1	25,321	20,898
P2	27,447	25,168
P3	26,840	25,098
P4	27,461	27,161
P5	27,502	28,864
P6	24,493	23,887
P7	21,459	21,165
S1	43,809	41,913
S2	30,044	28,876
S3	19,710	23,753
S4	15,728	13,039
S5	10,421	8,183
S6	6,648	3,982
ASN P	1,657	920
ASN S	5,533	2,599
Total	314,073	295,506

Deliverers⁵ by Type

	Paid	Voluntary
Teachers	1	180
PE Spec	1	126
Other School	11	29
Parents	2	125
Club Coach	88	92
Prof Sess. Coach	135	10
Students	7	87
Pupils	5	413
SDO	2	0
Other	1	30
Total	253	1,092

Participants² by Sex

Male	11,088
Female	10,215
Total	21,303

