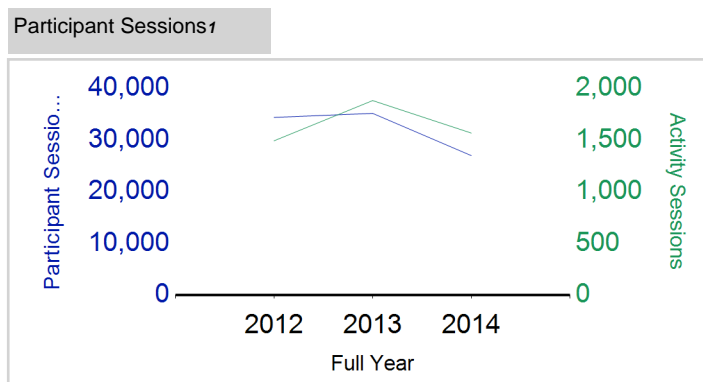


Term Report: Orkney Islands Council

Academic Year : 2014/2015, Term(s) : Full Year

Putting Sport First

sportscotland
 the national agency for sport


	2012 Full Year	2013 Full Year	2014 Full Year
Activity Sessions	1,493	1,883	1,568
% Purely voluntary	81%	76%	93%
Activity Session Blocks ²	133	172	156
Avg Activity Sessions / Blocks ³	11.2	10.9	10.1
Different Activities	19	24	24
Participant Sessions¹	34,392	35,179	26,996
% Female	43%	45%	40%
Distinct Deliverers⁴	191	163	154
% Volunteers	95%	96%	95%
Qualified Volunteers	139	46	45
Secondary Pupils	13	18	17
Total Deliverer Sessions ⁵	6,463	5,017	4,353
Avg Deliverers Sessions / Deliverer	33.8	30.8	28.3
School Club Links	156	120	139
Schools with at least 1 link	25	25	21
Clubs with at least 1 link	21	14	18

1. Participant Sessions are the 'visits' pupils have made to activities. These figures do not represent the distinct pupils, and should only be taken as indicative of participation

2. Activities are recorded in ASMO as 'Activity Session Blocks' which describe a group who meet to take part in an activity.

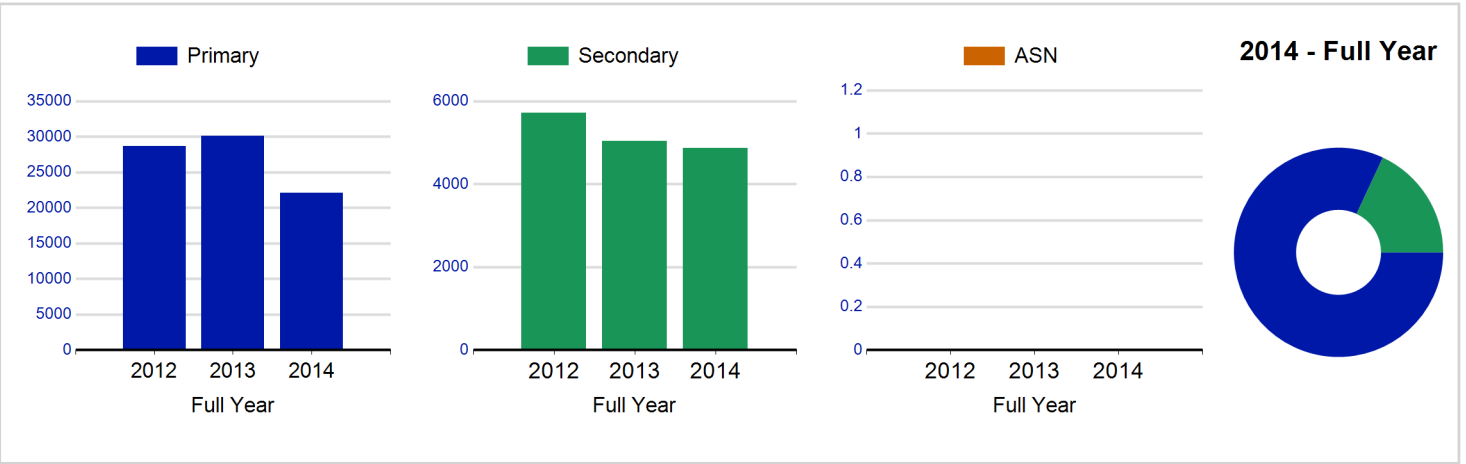
3. The Average Activity Sessions/Block figure shows the average length of a block (i.e. how many weeks did the average block run for?)

4. Distinct Deliverers are deliverers who have delivered at least one session of Active Schools supported activity across the selected year/term.

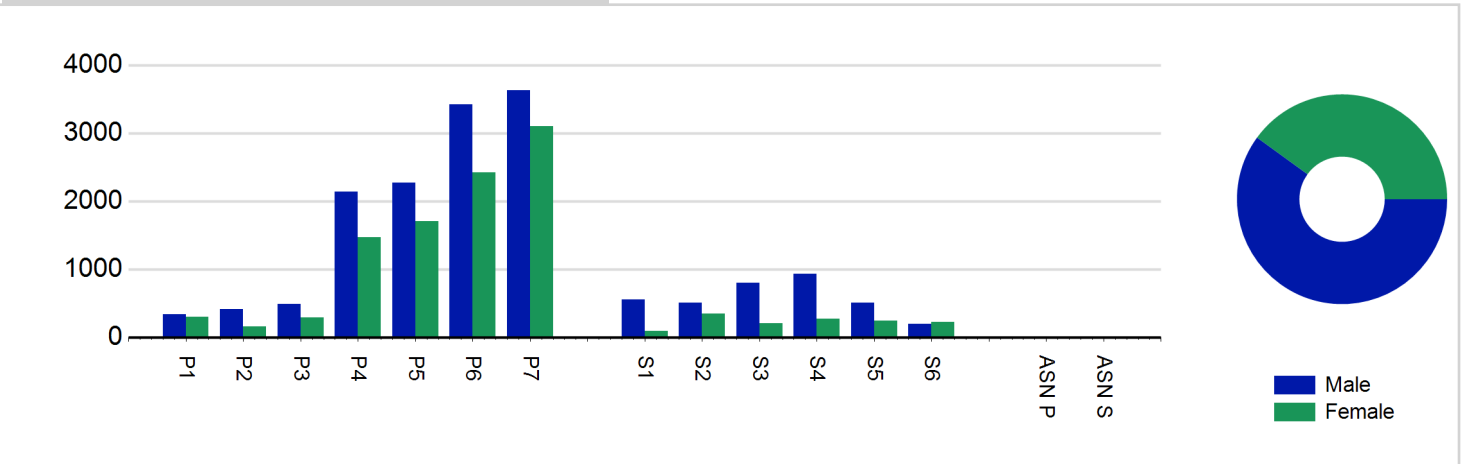
5. Deliverer Sessions are the 'visits' deliverers have made to activities. These figures do not represent the distinct deliverers, and should only be taken as indicative of delivery. Distinct deliverer information is only available at the local authority level.

6. Figures with N/A are not available for the 2008-11 phase of Active Schools. Charts which refer to information pre 2011 will show a huge increase from 0 – this is because we cannot include any 2008-2011 data at this level.

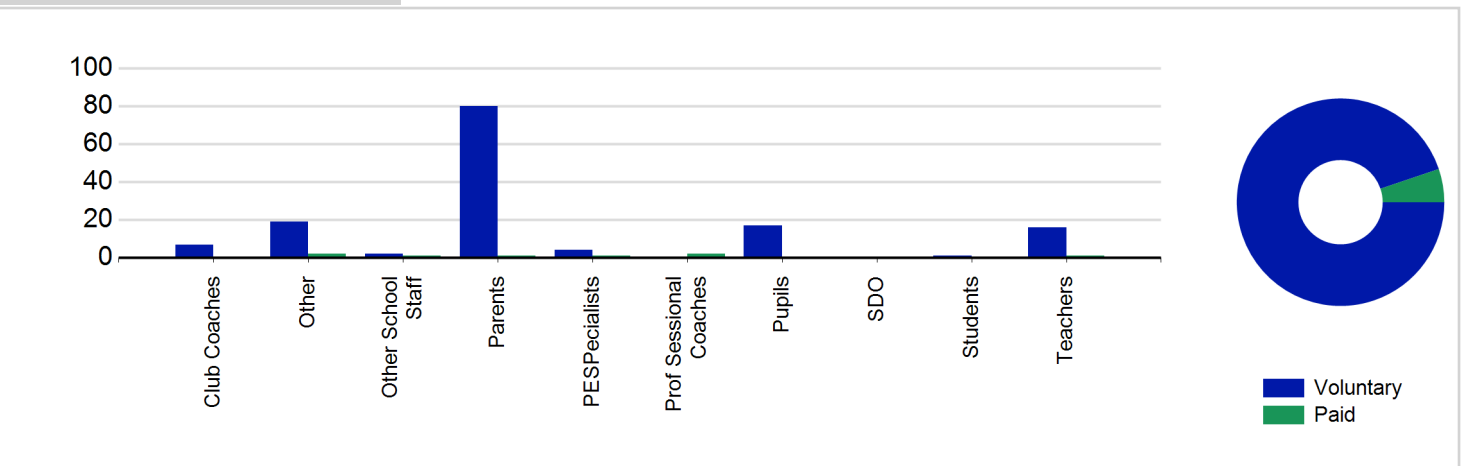
Participant Sessions¹ by School Type



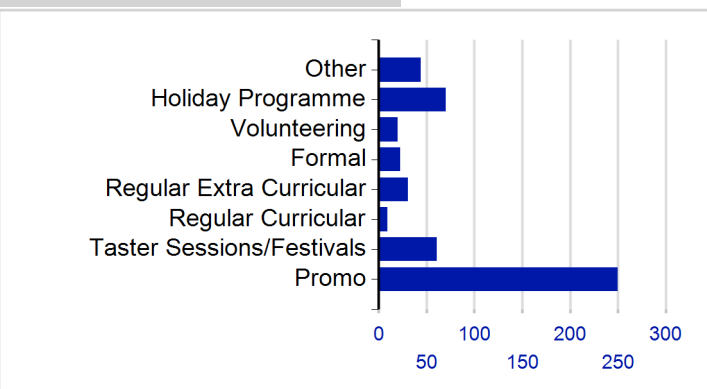
Participant Sessions¹ by Year Group and Gender



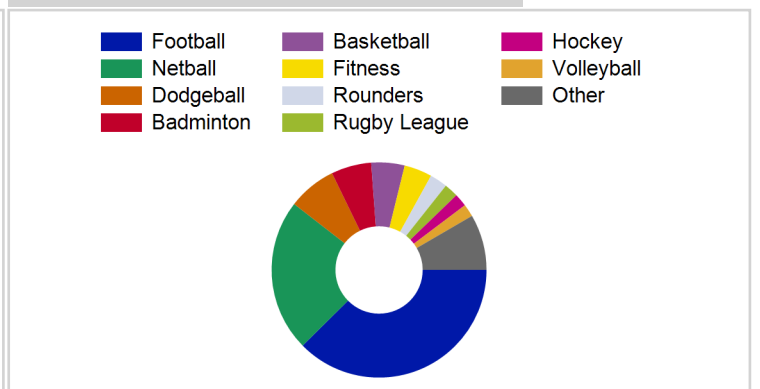
Distinct Deliverers⁴



School/Club Links



Top 10 Activities by Participant Sessions¹



Term Report: Orkney Islands Council

Academic Year : 2014/2015, Term(s) : Full Year

Putting Sport First

sportscotland
the national agency for sport

Participant Sessions 7 by Yeargroup and Gender

	Male	Female
P1	335	301
P2	411	154
P3	487	286
P4	2,135	1,471
P5	2,272	1,706
P6	3,421	2,420
P7	3,629	3,097
S1	558	88
S2	510	349
S3	800	202
S4	929	274
S5	503	239
S6	195	224
ASN P	0	0
ASN S	0	0
Total	16,185	10,811

Distinct Deliverers 4 by Type

	Paid	Voluntary
Parents	1	80
Teachers	1	16
PESpecialists	1	4
Other School Staff	1	2
Club Coaches	0	7
Prof Sessional Coaches	2	0
Students	0	1
Pupils	0	17
SDO	0	0
Other	2	19
Total	8	146