

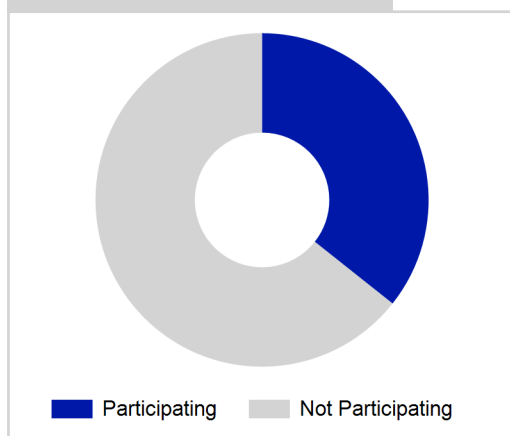
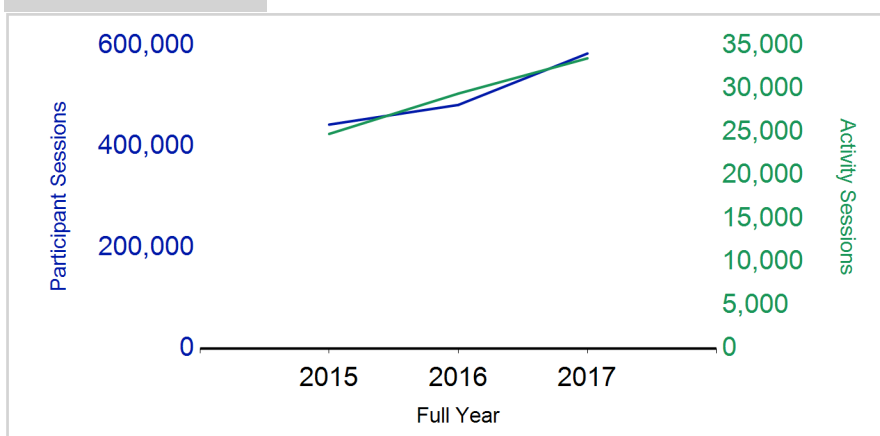
Term Report: City of Edinburgh Council

Academic Year : 2017/18, Term(s) : Full Year

Putting sport first

sportscotland
 the national agency for sport

% School Roll Participating

Participant Sessions¹

	2015 Full Year	2016 Full Year	2017 Full Year
Activity Sessions	24,789	29,452	33,523
% Purely voluntary	35%	35%	42%
Activity Session Blocks ³	2534	2938	3301
Avg. Activity Sessions / Block ⁴	9.8	10.0	10.2
Different Activities	55	59	58
Participant Sessions¹	443,426	482,414	584,254
% Female	50%	48%	48%
Distinct Participants²	15,163	17,878	18,846
Total School Roll	47,628	48,521	49,591
% Participating	32%	37%	38%
Distinct Deliverers⁵	1,219	1,599	1,325
% Volunteers	77%	72%	83%
Qualified Volunteers	621	565	845
Secondary Pupils	361	466	465
Total Deliverer Sessions ⁶	43,827	52,554	61,124
Avg. Deliverers Sessions / Deliverers	36.0	32.9	46.1
School Club Links	1,272	1,487	1,449
Schools with at least one link	122	121	120
Clubs with at least one link	175	195	190

1. Participant Sessions are the 'visits' pupils have made to activities. These figures do not represent the distinct pupils, and should only be taken as indicative of participation

2. Distinct participants are pupils who have attended at least one session of Active Schools supported activity across the selected year/term (whether this was in a single or multiple school activity).

3. Activities are recorded in ASMO as 'Activity Session Blocks' which describe a group who meet to take part in an activity.

4. The Average Activity Sessions/Block figure shows the average length of a block (i.e. how many weeks did the average block run for?)

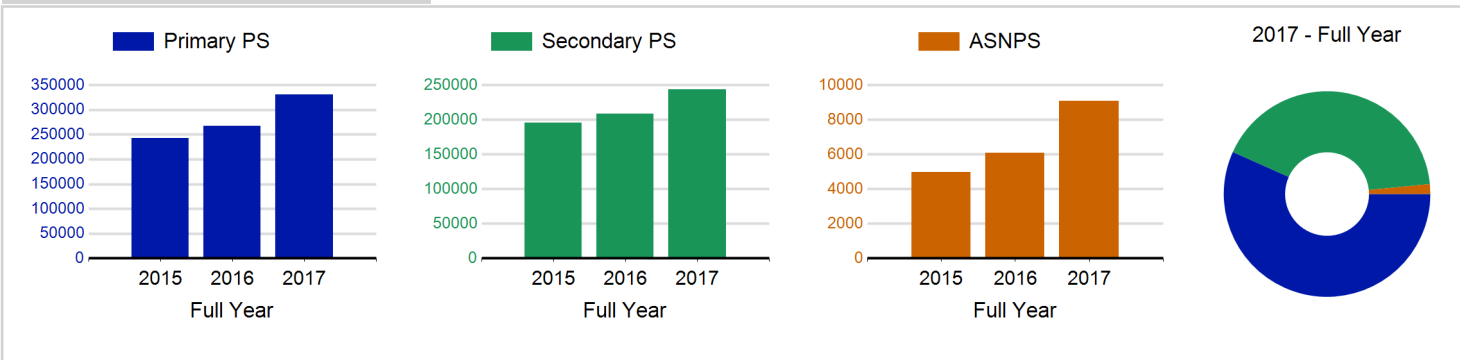
5. Distinct Deliverers are deliverers who have delivered at least one session of Active Schools supported activity across the selected year/term.

6. Deliverer Sessions are the 'visits' deliverers have made to activities. These figures do not represent the distinct deliverers, and should only be taken as indicative of delivery. Distinct deliverer information is only available at the local authority level.

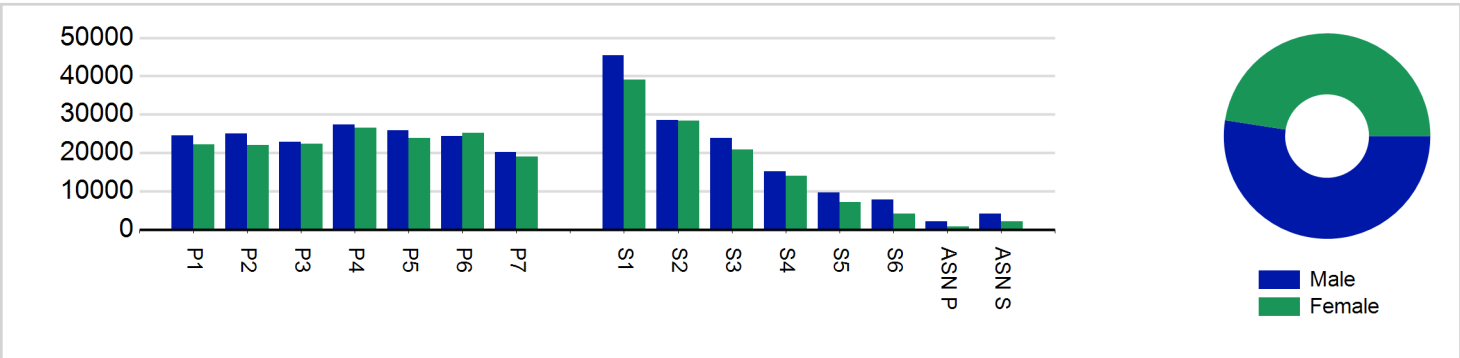
7. School Roll details are taken from the Pupil Census as at September of the Academic Year. Summaries available at <http://www.gov.scot/topics/statistics/browse/school-education/datasets>

8. Distinct Participant data collection 2011 onwards

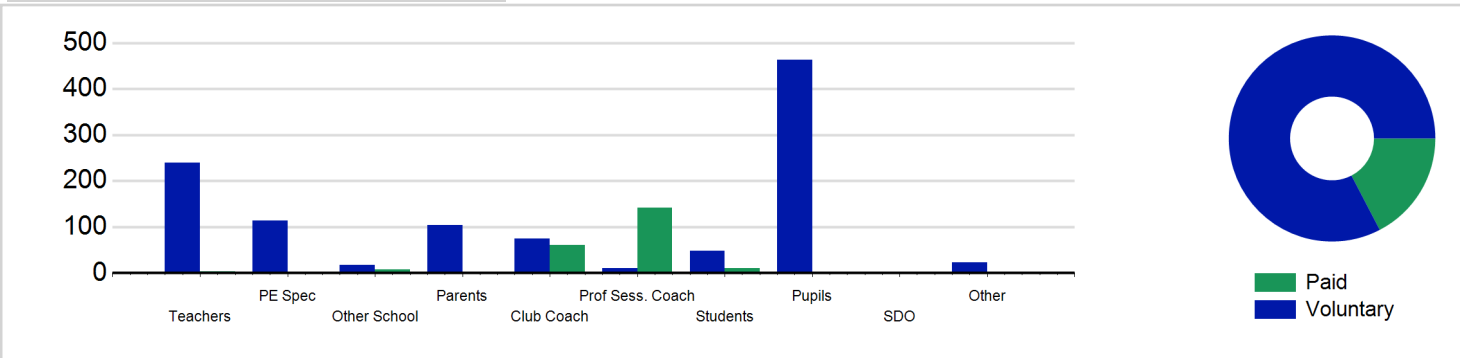
Participant Sessions¹ by School Type



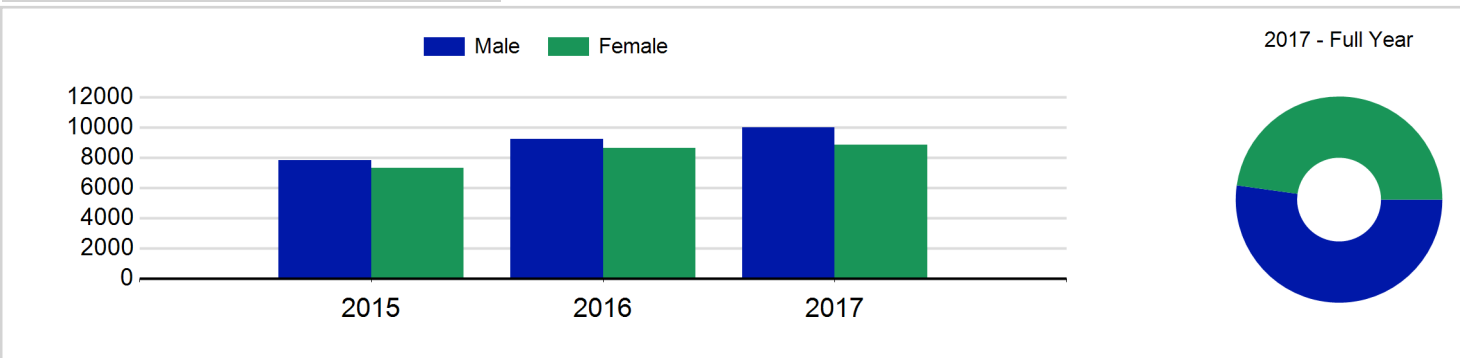
Participant Sessions¹ by Year Group and Gender



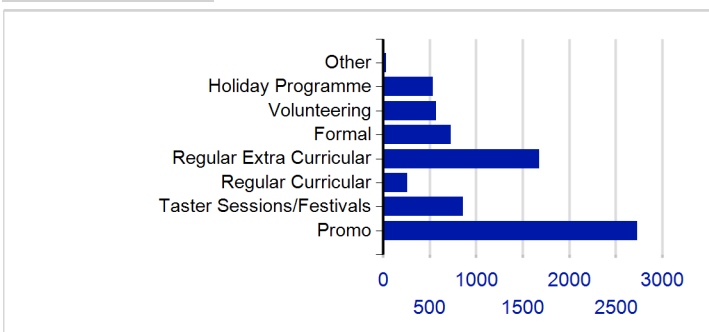
Distinct Deliverers



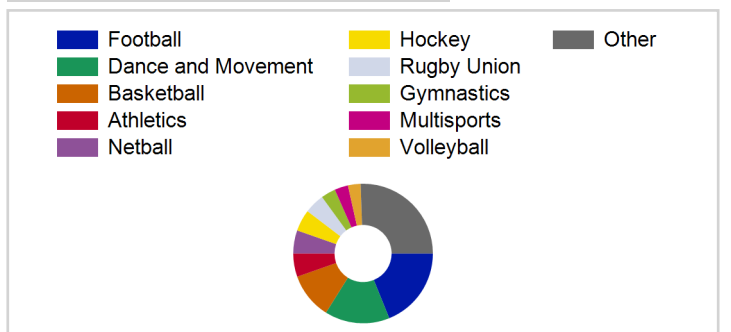
Distinct Participants² by Gender



School/Club Links



Top 10 Activities. by Participant Sessions¹



Term Report: City of Edinburgh Council

Academic Year : 2017/18, Term(s) : Full Year

Putting sport first

sportscotland
the national agency for sport

Participant Sessions¹ by Year Group and Gender

	Male	Female
P1	24,550	22,249
P2	24,981	22,055
P3	22,795	22,325
P4	27,431	26,513
P5	25,788	23,917
P6	24,423	25,126
P7	20,113	19,079
S1	45,349	39,114
S2	28,524	28,371
S3	23,848	20,807
S4	15,101	14,013
S5	9,608	7,129
S6	7,881	4,095
ASN P	2,073	729
ASN S	4,072	2,195
Total	306,537	277,717

Distinct Deliverers⁵ by Type

	Paid	Voluntary
Teachers	4	239
PE Spec	2	114
Other School	7	18
Parents	1	104
Club Coach	61	75
Prof Sess. Coach	142	11
Students	10	48
Pupils	2	463
SDO	1	
Other		23
Total	230	1,095

Distinct Participants² by Gender

Male	10,011
Female	8,835
Total	18,846