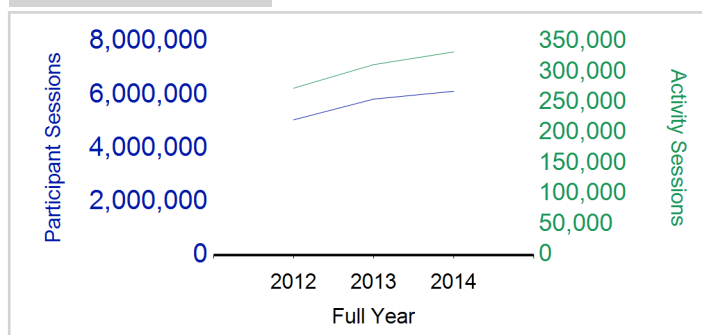


Term Report: National

Academic Year : 2014/2015, Term(s) : Full Year

Putting Sport First

sportscotland
 the national agency for sport
Participant Sessions¹

	2012 Full Year	2013 Full Year	2014 Full Year
Activity Sessions	273,405	312,043	332,910
% Purely voluntary	66%	67%	67%
Activity Session Blocks ²	32,551	36,765	39,232
Avg Activity Sessions / Blocks ³	8.4	8.5	8.5
Different Activities	113	111	112
Participant Sessions¹	5,062,805	5,840,036	6,135,439
% Female	46%	46%	46%
Distinct Deliverers⁴	19,321	19,232	20,582
% Volunteers	85%	84%	86%
Qualified Volunteers	9,405	8,974	9,377
Secondary Pupils	3,506	3,790	4,642
Total Deliverer Sessions ⁵	495,985	568,475	601,865
Avg Deliverers Sessions / Deliverer	25.7	29.6	29.2
School Club Links	18,211	21,209	21,143
Schools with at least 1 link	2,440	2,456	2,450
Clubs with at least 1 link	2,415	2,572	2,587

1. Participant Sessions are the 'visits' pupils have made to activities. These figures do not represent the distinct pupils, and should only be taken as indicative of participation

2. Activities are recorded in ASMO as 'Activity Session Blocks' which describe a group who meet to take part in an activity.

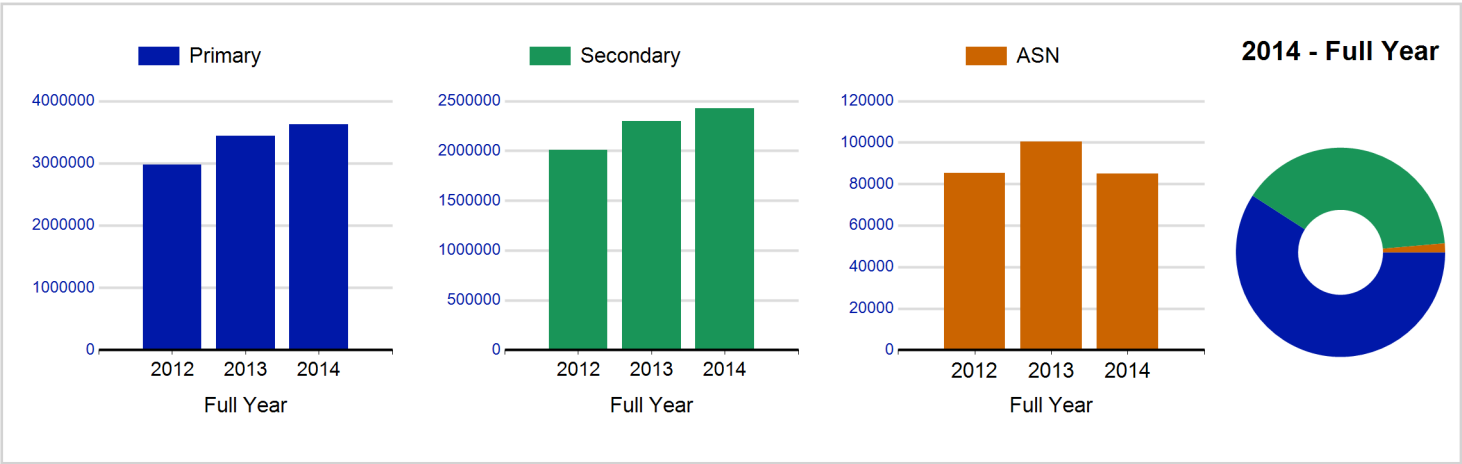
3. The Average Activity Sessions/Block figure shows the average length of a block (i.e. how many weeks did the average block run for?)

4. Distinct Deliverers are deliverers who have delivered at least one session of Active Schools supported activity across the selected year/term.

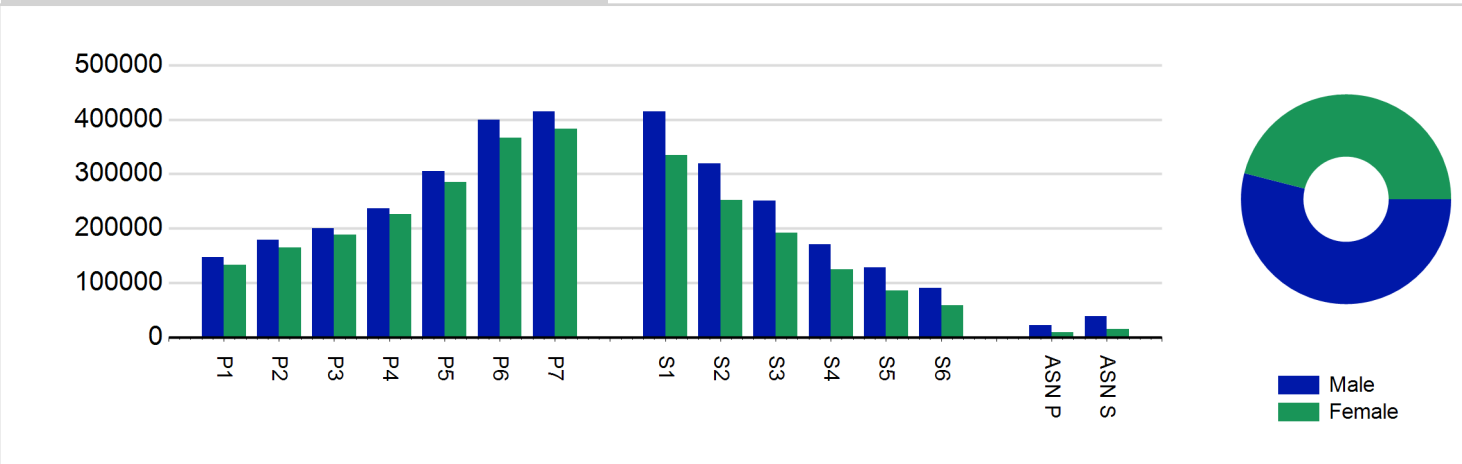
5. Deliverer Sessions are the 'visits' deliverers have made to activities. These figures do not represent the distinct deliverers, and should only be taken as indicative of delivery. Distinct deliverer information is only available at the local authority level.

6. Figures with N/A are not available for the 2008-11 phase of Active Schools. Charts which refer to information pre 2011 will show a huge increase from 0 – this is because we cannot include any 2008-2011 data at this level.

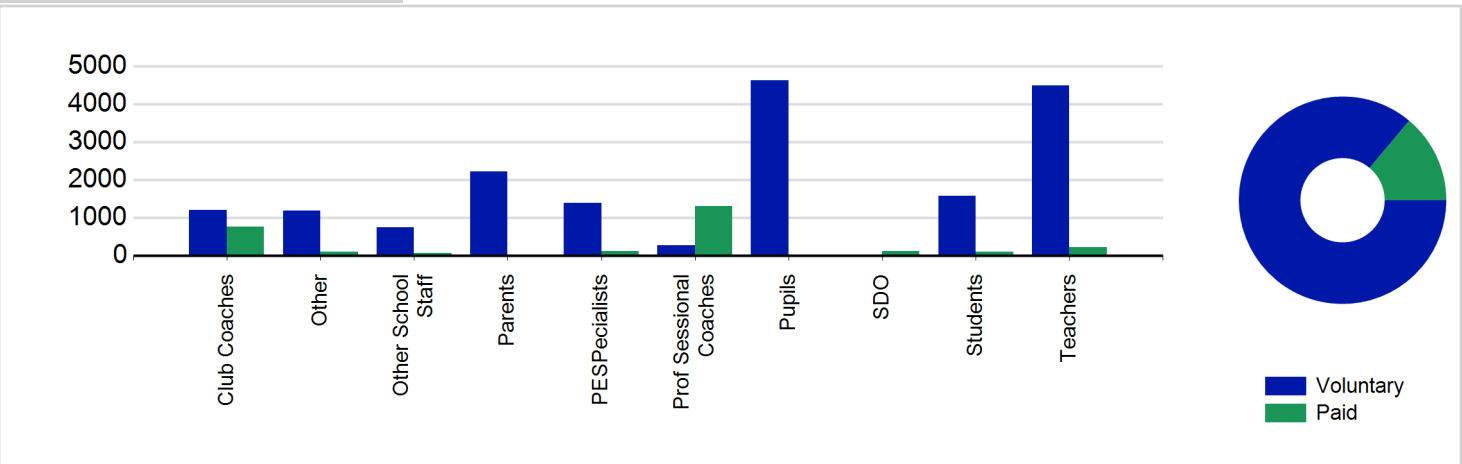
Participant Sessions¹ by School Type



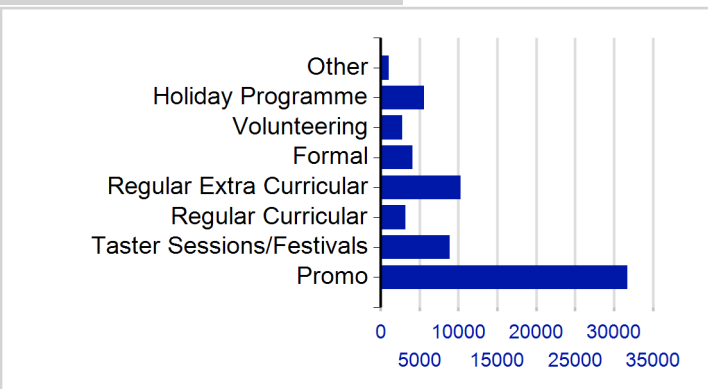
Participant Sessions¹ by Year Group and Gender



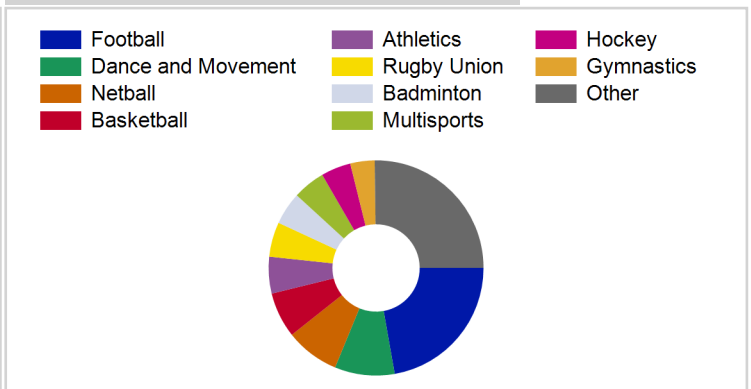
Distinct Deliverers⁴



School/Club Links



Top 10 Activities by Participant Sessions¹



Term Report: National

Academic Year : 2014/2015, Term(s) : Full Year

Putting Sport First

sportscotland
the national agency for sport

Participant Sessions¹ by Yeargroup and Gender

	Male	Female
P1	146,681	132,457
P2	178,362	165,087
P3	199,609	188,345
P4	236,170	226,210
P5	305,382	285,171
P6	399,003	366,959
P7	414,568	382,831
S1	414,426	334,718
S2	319,507	252,579
S3	250,785	192,331
S4	171,189	124,250
S5	128,711	85,868
S6	90,331	58,934
ASN P	22,336	8,793
ASN S	39,010	14,836
Total	3,316,070	2,819,369

Distinct Deliverers⁴ byType

	Paid	Voluntary
Parents	14	2,215
Teachers	225	4,486
PESpecialists	123	1,399
Other School Staff	77	756
Club Coaches	767	1,208
Prof Sessional Coaches	1,303	271
Students	102	1,577
Pupils	26	4,616
SDO	123	0
Other	100	1,194
Total	2,860	17,722