


## PARTICIPATION

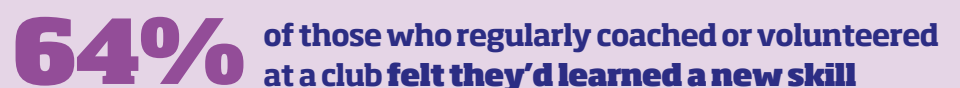
Comparable change since 2015-16



\* Scottish governing bodies of sport

## PEOPLE

Comparable change since 2015-16



\* comparable change since 2016-17

## PROFILE



Comparable change since 2017-18



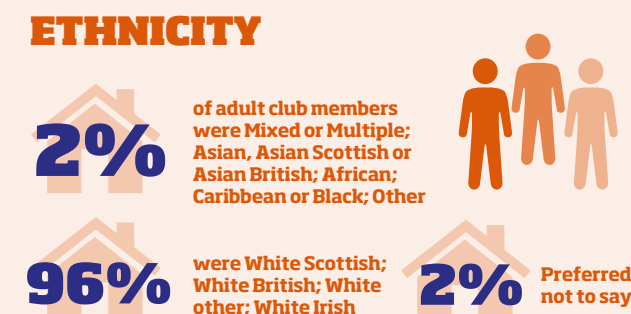
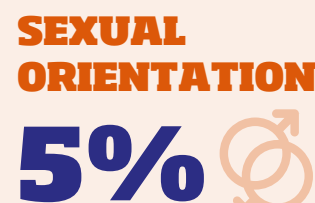
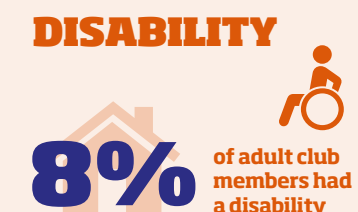
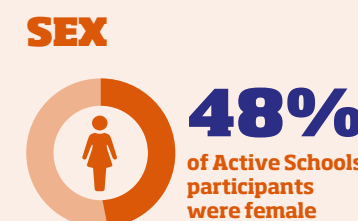
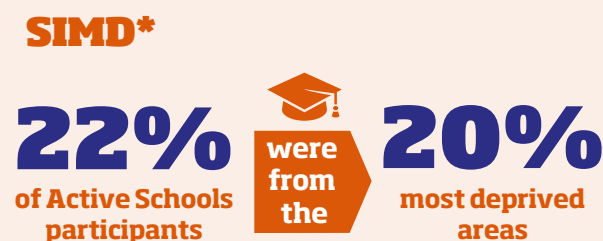
## PROGRESSION



## PLACES



## EQUALITIES AND INCLUSION



\*Scottish Index of Multiple Deprivation

Source: Our Contribution to Active Scotland Outcomes Framework survey