

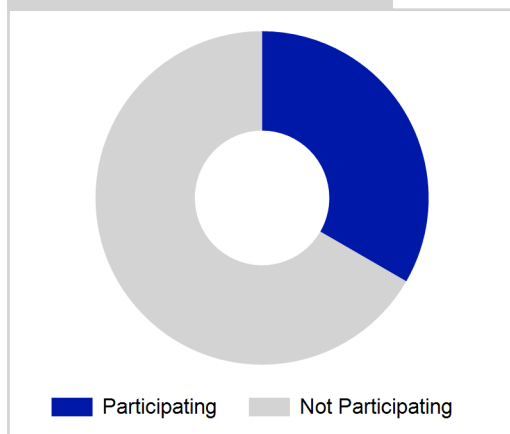
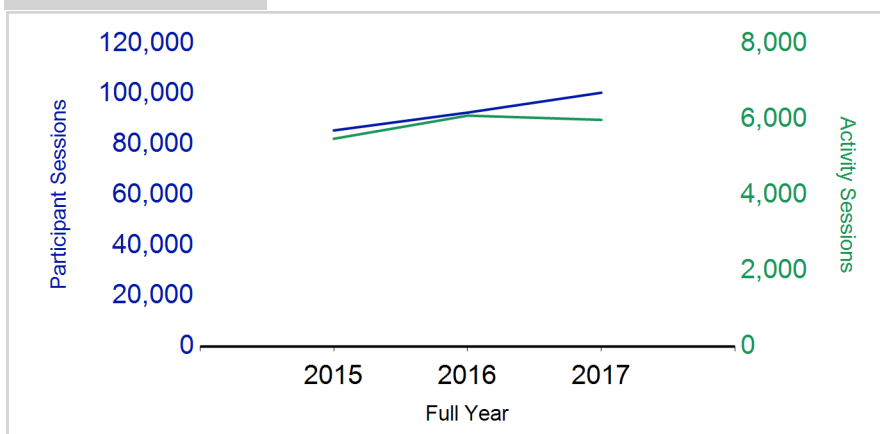
Term Report: Midlothian Council

Academic Year : 2017/18, Term(s) : Full Year

Putting sport first

sportscotland
 the national agency for sport

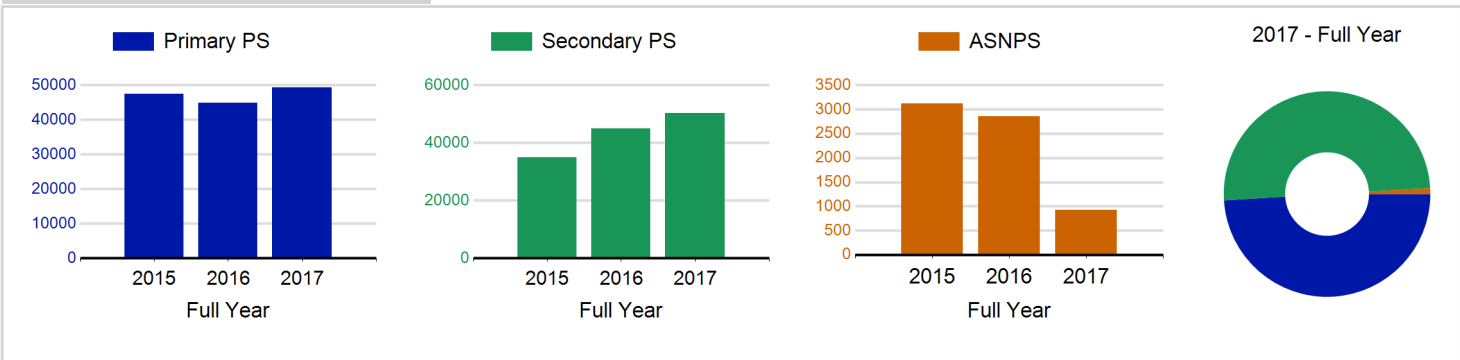
% School Roll Participating

Participant Sessions¹

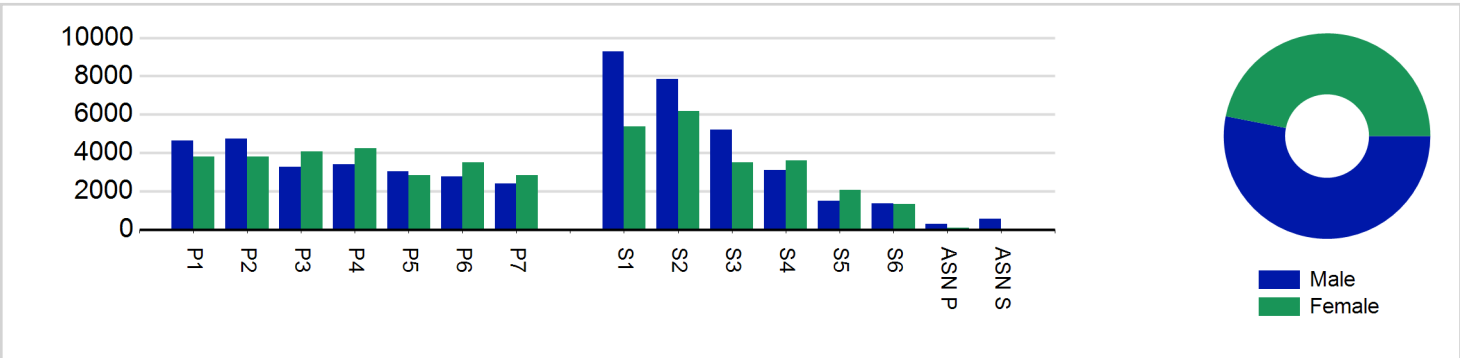
	2015 Full Year	2016 Full Year	2017 Full Year
Activity Sessions	5,486	6,097	5,985
% Purely voluntary	37%	41%	37%
Activity Session Blocks ³	654	689	713
Avg. Activity Sessions / Block ⁴	8.4	8.8	8.4
Different Activities	38	39	33
Participant Sessions¹	85,588	92,658	100,528
% Female	46%	41%	47%
Distinct Participants²	4,432	3,894	4,202
Total School Roll	12,290	12,378	12,640
% Participating	36%	31%	33%
Distinct Deliverers⁵	257	252	251
% Volunteers	77%	77%	70%
Qualified Volunteers	124	134	75
Secondary Pupils	52	60	54
Total Deliverer Sessions ⁶	8,771	9,933	8,651
Avg. Deliverers Sessions / Deliverers	34.1	39.4	34.5
School Club Links	458	492	496
Schools with at least one link	37	39	39
Clubs with at least one link	64	60	55

1. Participant Sessions are the 'visits' pupils have made to activities. These figures do not represent the distinct pupils, and should only be taken as indicative of participation.
 2. Distinct participants are pupils who have attended at least one session of Active Schools supported activity across the selected year/term (whether this was in a single or multiple school activity).
 3. Activities are recorded in ASMO as 'Activity Session Blocks' which describe a group who meet to take part in an activity.
 4. The Average Activity Sessions/Block figure shows the average length of a block (i.e. how many weeks did the average block run for?)
 5. Distinct Deliverers are deliverers who have delivered at least one session of Active Schools supported activity across the selected year/term.
 6. Deliverer Sessions are the 'visits' deliverers have made to activities. These figures do not represent the distinct deliverers, and should only be taken as indicative of delivery. Distinct deliverer information is only available at the local authority level.
 7. School Roll details are taken from the Pupil Census as at September of the Academic Year. Summaries available at <http://www.gov.scot/topics/statistics/browse/school-education/datasets>
 8. Distinct Participant data collection 2011 onwards

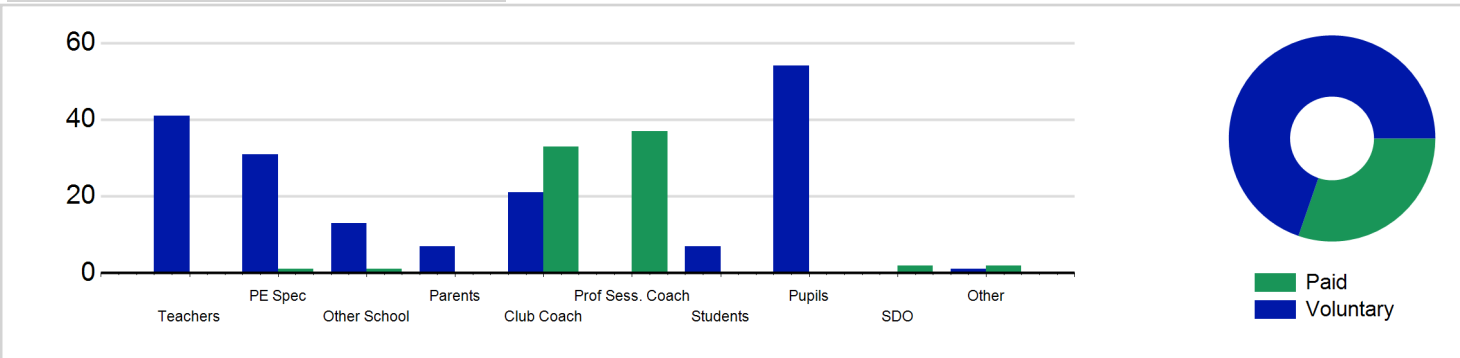
Participant Sessions¹ by School Type



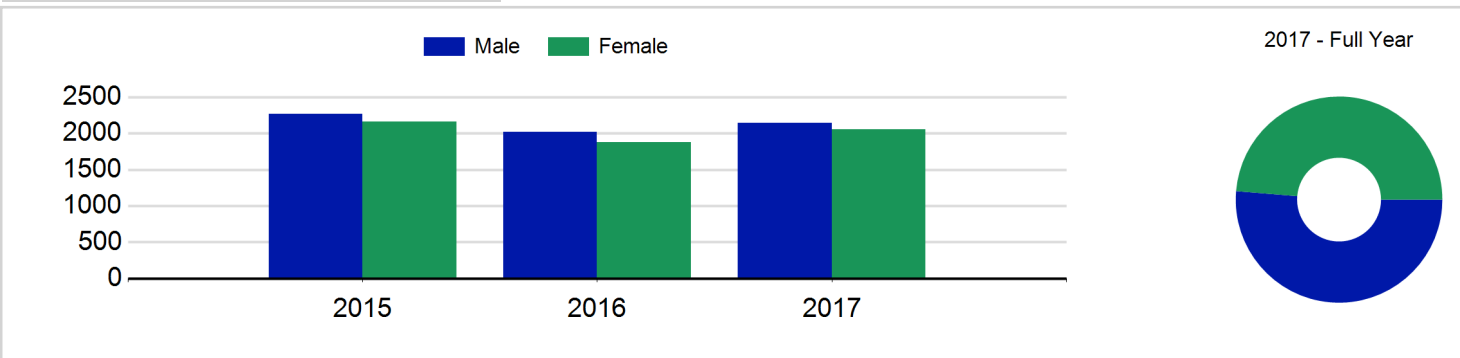
Participant Sessions¹ by Year Group and Gender



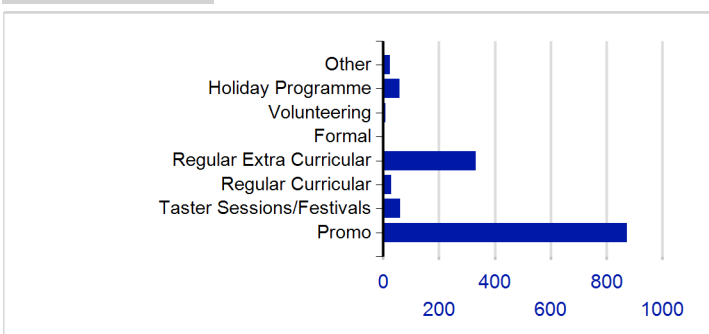
Distinct Deliverers



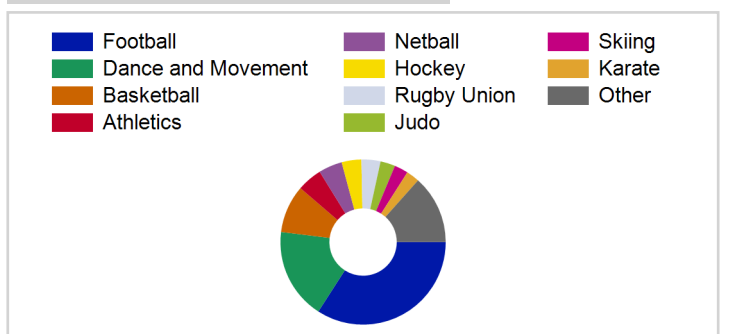
Distinct Participants² by Gender



School/Club Links



Top 10 Activities. by Participant Sessions¹



Term Report: Midlothian Council

Academic Year : 2017/18, Term(s) : Full Year

Putting sport first

sportscotland
the national agency for sport

Participant Sessions¹ by Year Group and Gender

	Male	Female
P1	4,651	3,792
P2	4,743	3,808
P3	3,263	4,063
P4	3,390	4,235
P5	3,032	2,822
P6	2,763	3,486
P7	2,399	2,823
S1	9,273	5,366
S2	7,837	6,171
S3	5,216	3,511
S4	3,090	3,598
S5	1,507	2,056
S6	1,363	1,343
ASN P	304	80
ASN S	543	
Total	53,374	47,154

Distinct Deliverers⁵ by Type

	Paid	Voluntary
Teachers		41
PE Spec	1	31
Other School	1	13
Parents		7
Club Coach	33	21
Prof Sess. Coach	37	
Students		7
Pupils		54
SDO	2	
Other	2	1
Total	76	175

Distinct Participants² by Gender

Male	2,143
Female	2,059
Total	4,202