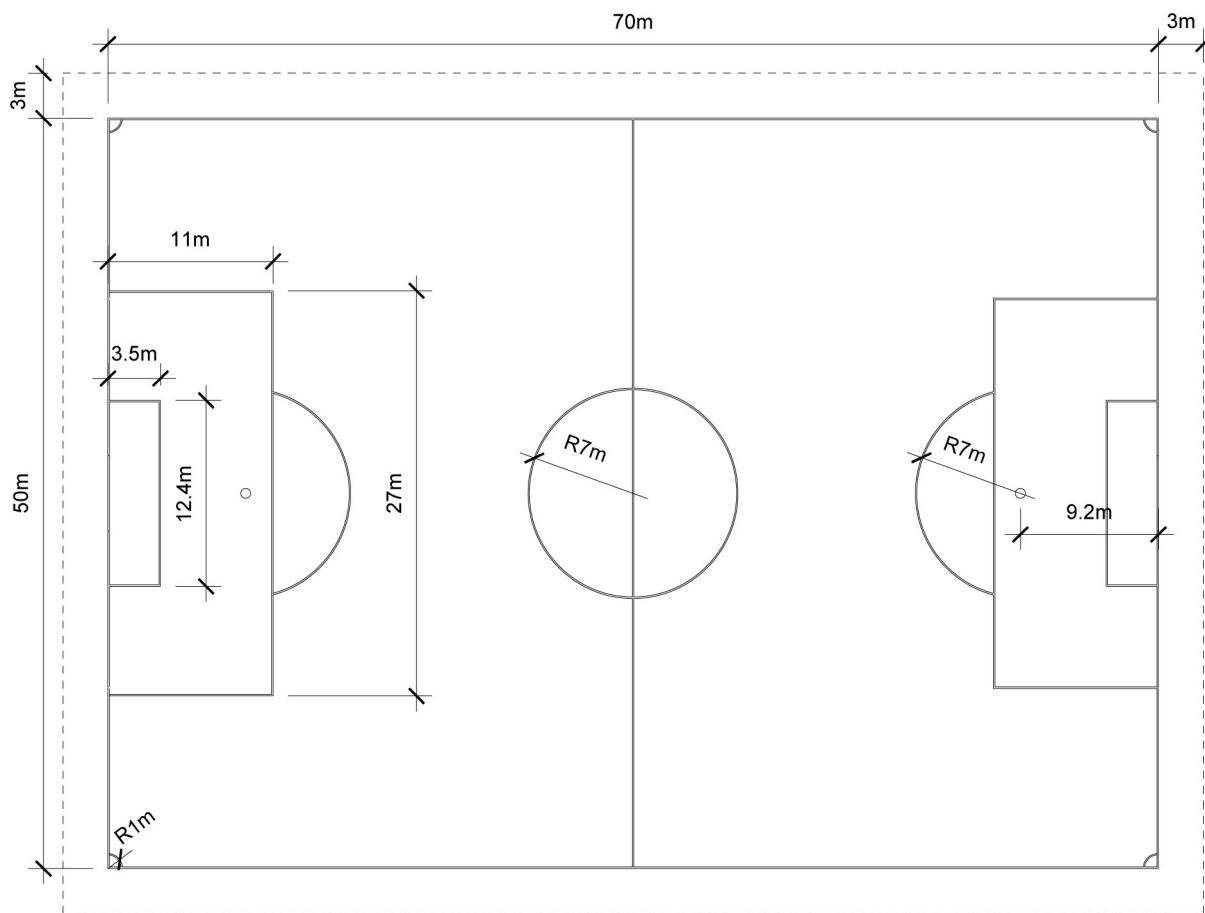


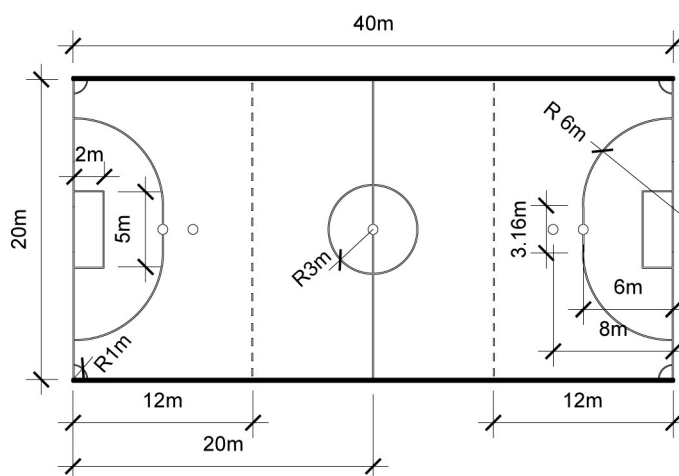
# Disability football



## Cerebral palsy, strokes or acquired brain injury football



## Blind football



# Disability football design data

## Blind football

### Pitch dimensions

42m x 22m (maximum) - 38m x 18m (minimum)  
 Preferred / required for international matches : **40m x 20m**  
 Safety margin: a 3m area behind each goal shall be kept free of any obstacles to allow guides to perform their task correctly.

### Kickboards

The side touchlines shall be formed with kickboards that cover the entire length of the touch lines and extend one metre beyond both goal lines on both sides of the pitch. A door should be located in the kickboard at the centre at one side to allow for substitutions. The kickboards shall be between 1000 - 1200mm high and shall be angled at no more than 10 degrees away from the pitch.

### Line markings

Width of lines: 80mm  
 External dimensions **include** width of lines.

The pitch is divided into two halves by the halfway line. The centre mark is indicated at the midpoint of the halfway line. A circle with a radius of 3m is marked around it.

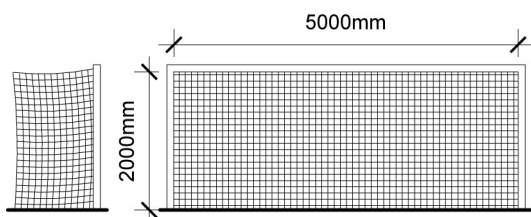
The guides' areas (thirds) shall be marked as a dotted line, 12m from the goal lines and parallel to them.

A 'D' is created with two 6m circles joined by a 3.16m line parallel to the goal line. The goalkeeper's area is measured 5.16m x 2m.

A penalty spot is drawn 6m from the midpoint of the goals. A second penalty spot is drawn 8m from the midpoint of the goals.

### Goals

3m from inside post to inside post  
 2m from the ground to the lower edge of the crossbar.



### Playing surface

The preferred pitch will not be covered to allow for optimum acoustics.  
 For more information on appropriate pitch surfaces please see **sportscotland DATASHEET 100** and **sportscotland DATASHEET 101**  
 In case of adverse weather conditions indoor facilities may be used. This playing surface may also have a wooden, synthetic rubber or similar surface.  
 Safety margin should be identical construction to the playing surface.

## Cerebral palsy, strokes or acquired brain injury football

### Pitch dimensions

75m x 55m (maximum) / 70m x 50m (minimum)  
 Safety margin: 3m all round

### Line markings

Width of lines: 100mm typically  
 External dimensions **include** width of lines.

The goal-line shall be marked the same width as the depth of the goal-posts.

The goal area is measured 6.2m from the centre of the goal line and 3.5m from and parallel to the goal line. The line width is included within the goal area.

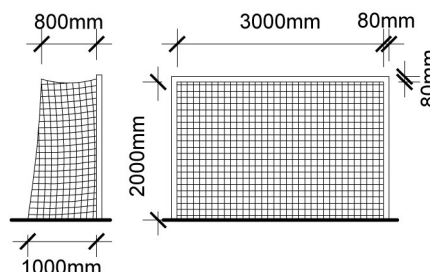
The penalty area extends 11m from the goal line and 13m from the centre of the goal line in either direction and parallel to the goal line. The line width is included within the penalty area.

The penalty mark is made 9.2m from the midpoint between the goal posts and equidistant to them.

An arc of circle extends 7m from the centre of each penalty mark outside the penalty area.

### Goals

5m from inside post to inside post  
 2 m from the ground to the lower edge of the crossbar.



### Colours

The colour of the lines is not specified, traditionally white.  
 The colour of artificial surfaces must be green.  
 The goal posts must be coloured white.

### Playing Surface

For more information on appropriate pitch surfaces please see **sportscotland DATASHEET 100** and **sportscotland DATASHEET 101**.  
 Safety margin should be identical construction to the playing surface.

### Source documents

CRISRA Football seven-a-side field, CRISRA

Endorsed by  
**Scottish Football Association**  
**Scottish Disability Sport**

