

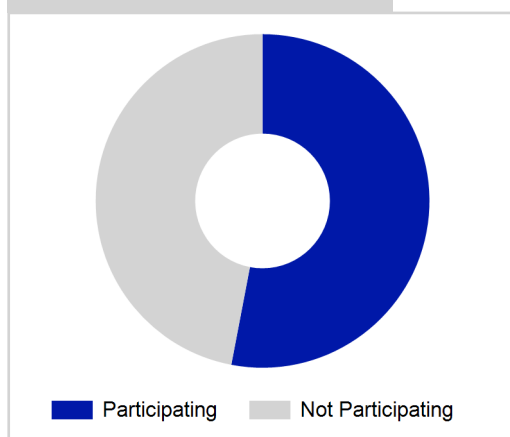
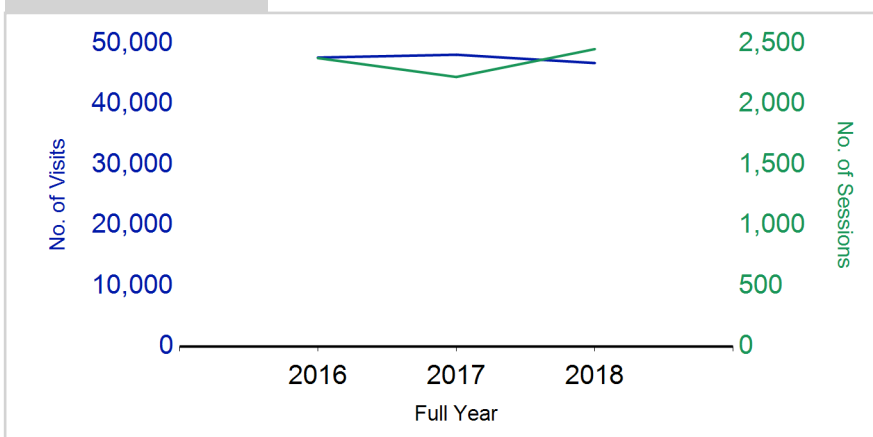
Term Report: Shetland Islands Council

Academic Year : 2018/19, Term(s) : Full Year

Sport for Life

sportscotland
 the national agency for sport

% School Roll Participating

Visits¹

	2016 Full Year	2017 Full Year	2018 Full Year
Sessions	2,380	2,224	2,454
% Purely voluntary	91%	82%	76%
Blocks ³	296	256	288
Sessions / Block ⁴	8.0	8.7	8.5
Different Activities	26	26	31
Visits¹	47,685	48,157	46,779
% Female	52%	54%	48%
Participants²	1,785	1,855	1,725
Total School Roll	3,231	3,236	3,250
% Participating	55%	57%	53%
Deliverers⁵	266	243	205
% Volunteers	98%	93%	93%
Qualified Volunteers	92	86	59
Secondary Pupils	35	36	28
Total Deliverer Sessions ⁶	6,750	6,236	6,313
Avg. Deliverers Sessions / Deliverers	25.4	25.7	30.8
School Club Links	310	278	356
Schools with at least one link	35	34	35
Clubs with at least one link	38	40	46

1. Visits are the number of times pupils have attended activities. These figures do not represent the participant figure, and instead should only be taken as indicative of participation.

2. Participants are pupils who have attended at least one session of Active Schools supported activity across the selected year/term (whether this was in a single or multiple school activity).

3. Activities are recorded in ASMO as 'blocks' which are made up of a group of 'sessions'.

4. The Avg Sessions / Blocks figure shows the average number of sessions within a block.

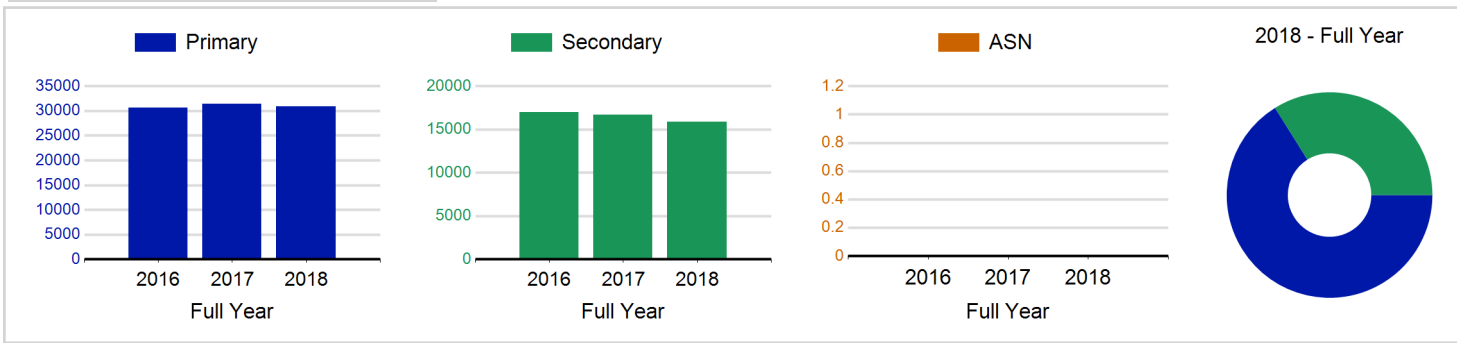
5. Deliverers are people who have delivered at least one session of Active Schools supported activity across the selected year/term.

6. Deliverer Sessions are the 'visits' deliverers have made to activities. These figures do not represent the total deliverer figure, and should only be taken as indicative of delivery. Deliverer information is only available at the local authority level.

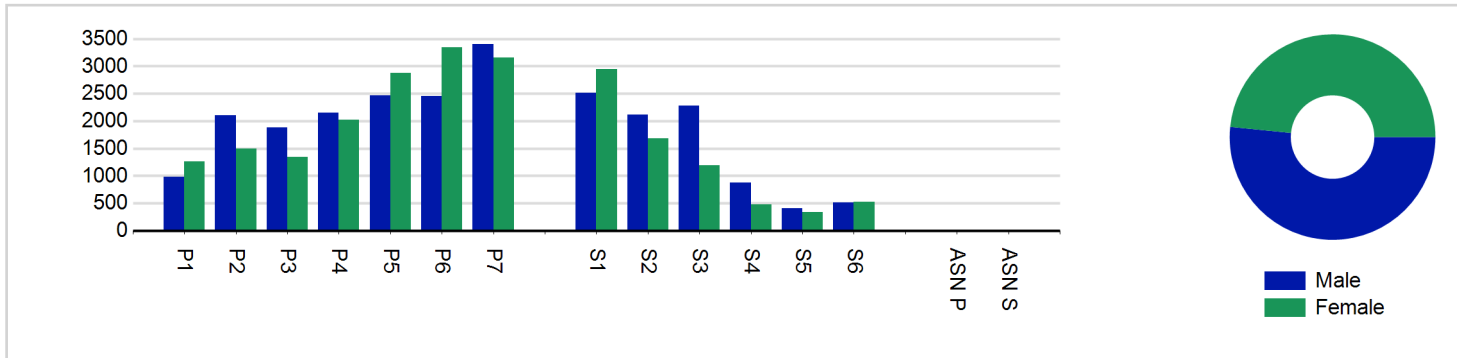
7. School Roll details are taken from the Pupil Census as at September of the Academic Year. Summaries available at <http://www.gov.scot/topics/statistics/browse/school-education/datasets>

8. Participant data collection 2011 onwards.

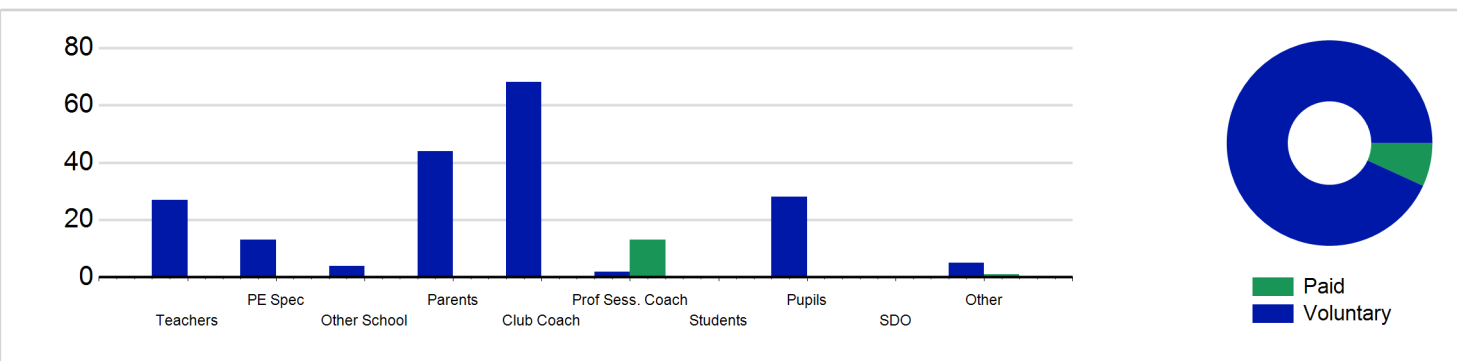
Visits₁ by School Type



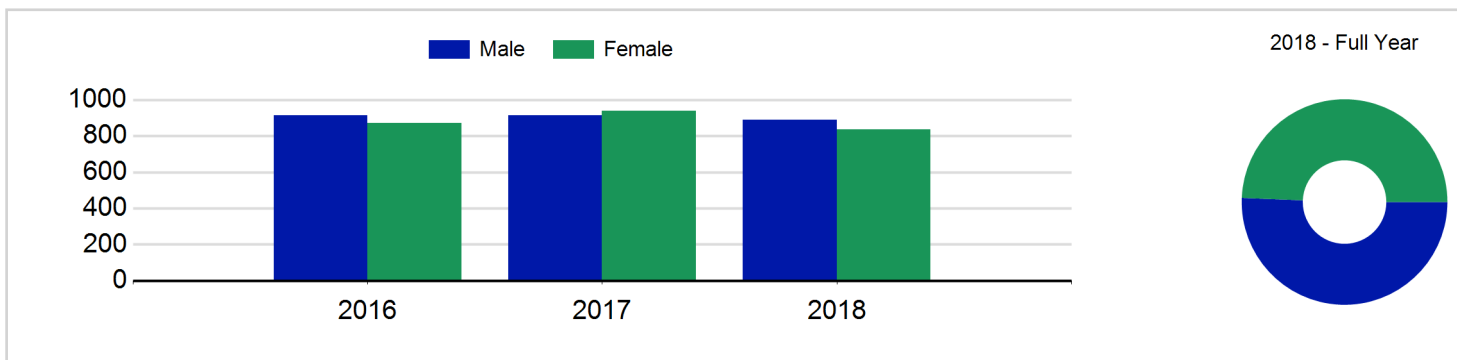
Visits₁ by Year Group and Sex



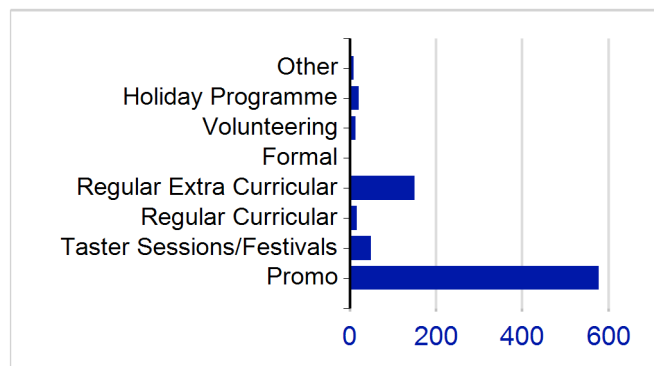
Deliverers



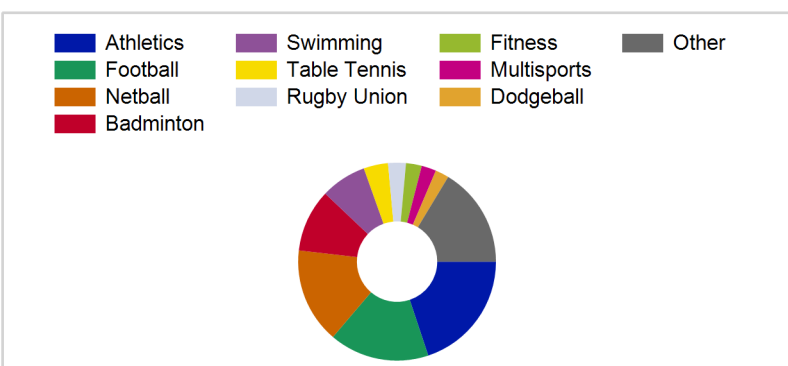
Participants₂ by Sex



School/Club Links



Top 10 Activities. by Visits₁



Term Report: Shetland Islands Council

Academic Year : 2018/19, Term(s) : Full Year

Sport for Life

sportscotland
the national agency for sport

Visits¹ by Year Group and Sex

	Male	Female
P1	977	1,260
P2	2,106	1,493
P3	1,881	1,346
P4	2,155	2,023
P5	2,463	2,870
P6	2,450	3,339
P7	3,403	3,159
S1	2,508	2,941
S2	2,115	1,682
S3	2,280	1,194
S4	876	479
S5	409	341
S6	507	522

ASN P**ASN S**

Total	24,130	22,649
--------------	---------------	---------------

Participants² by Sex

Male	889
Female	836
Total	1,725

Deliverers⁵ by Type

	Paid	Voluntary
Teachers	0	27
PE Spec	0	13
Other School	0	4
Parents	0	44
Club Coach	0	68
Prof Sess. Coach	13	2
Students	0	0
Pupils	0	28
SDO	0	0
Other	1	5
Total	14	191

