

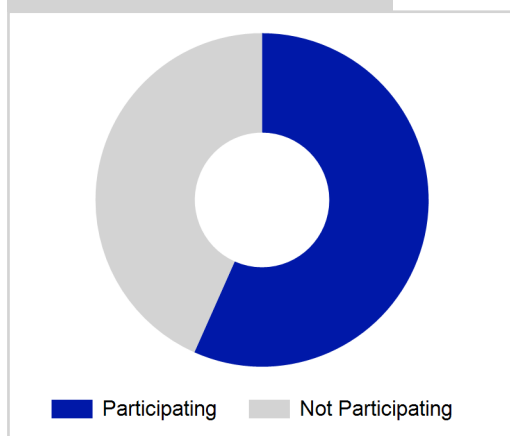
Term Report: Scottish Borders Council

Academic Year : 2017/18, Term(s) : Full Year

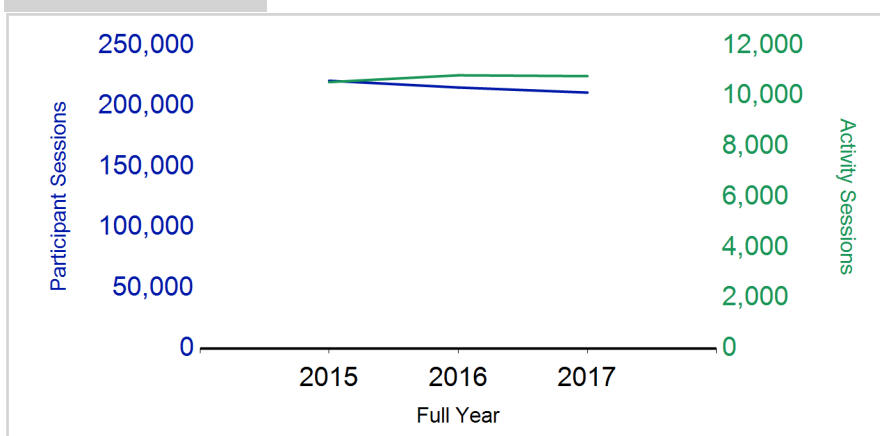
Putting sport first

sportscotland
 the national agency for sport

% School Roll Participating



Participant Sessions¹



	2015 Full Year	2016 Full Year	2017 Full Year
Activity Sessions	10,553	10,822	10,789
% Purely voluntary	60%	64%	65%
Activity Session Blocks ³	1225	1205	1292
Avg. Activity Sessions / Block ⁴	8.6	9.0	8.4
Different Activities	52	46	47
Participant Sessions¹	220,963	215,377	211,179
% Female	49%	52%	50%
Distinct Participants²	8,215	8,155	8,398
Total School Roll	14,527	14,563	14,609
% Participating	57%	56%	57%
Distinct Deliverers⁵	804	771	812
% Volunteers	84%	87%	89%
Qualified Volunteers	330	412	410
Secondary Pupils	194	192	203
Total Deliverer Sessions ⁶	25,668	25,590	25,608
Avg. Deliverers Sessions / Deliverers	31.9	33.2	31.5
School Club Links	945	823	809
Schools with at least one link	70	70	68
Clubs with at least one link	134	125	117

1. Participant Sessions are the 'visits' pupils have made to activities. These figures do not represent the distinct pupils, and should only be taken as indicative of participation.

2. Distinct participants are pupils who have attended at least one session of Active Schools supported activity across the selected year/term (whether this was in a single or multiple school activity).

3. Activities are recorded in ASMO as 'Activity Session Blocks' which describe a group who meet to take part in an activity.

4. The Average Activity Sessions/Block figure shows the average length of a block (i.e. how many weeks did the average block run for?)

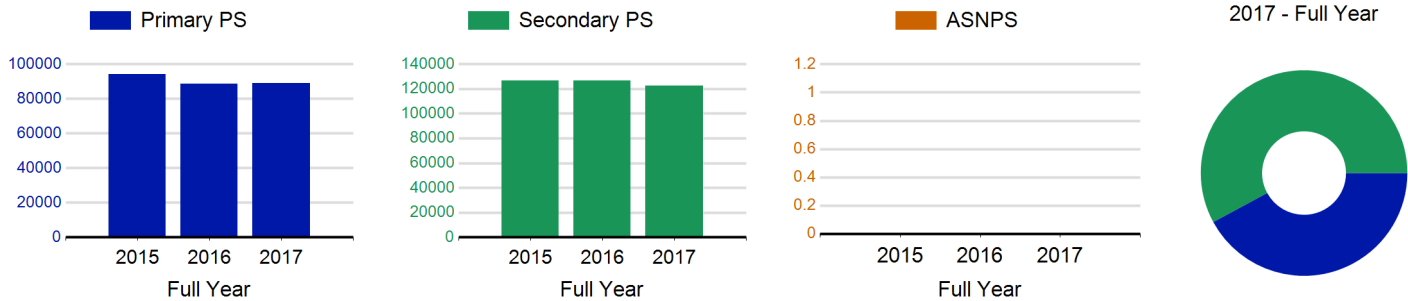
5. Distinct Deliverers are deliverers who have delivered at least one session of Active Schools supported activity across the selected year/term.

6. Deliverer Sessions are the 'visits' deliverers have made to activities. These figures do not represent the distinct deliverers, and should only be taken as indicative of delivery. Distinct deliverer information is only available at the local authority level.

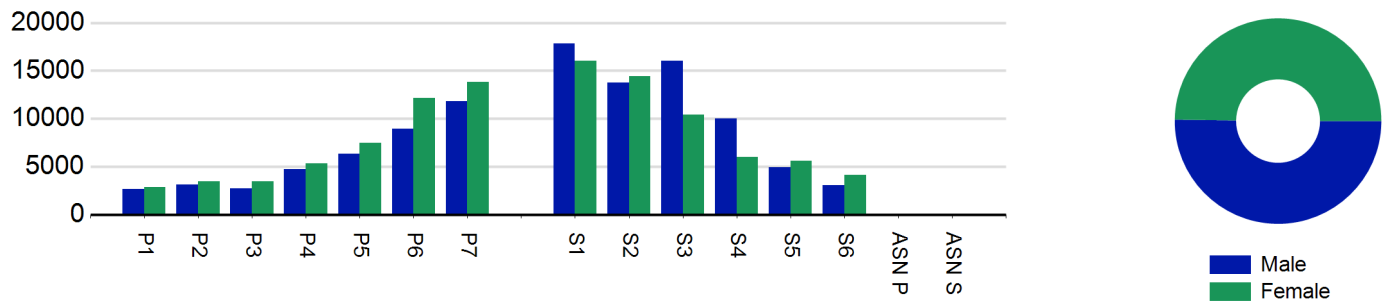
7. School Roll details are taken from the Pupil Census as at September of the Academic Year. Summaries available at <http://www.gov.scot/topics/statistics/browse/school-education/datasets>

8. Distinct Participant data collection 2011 onwards

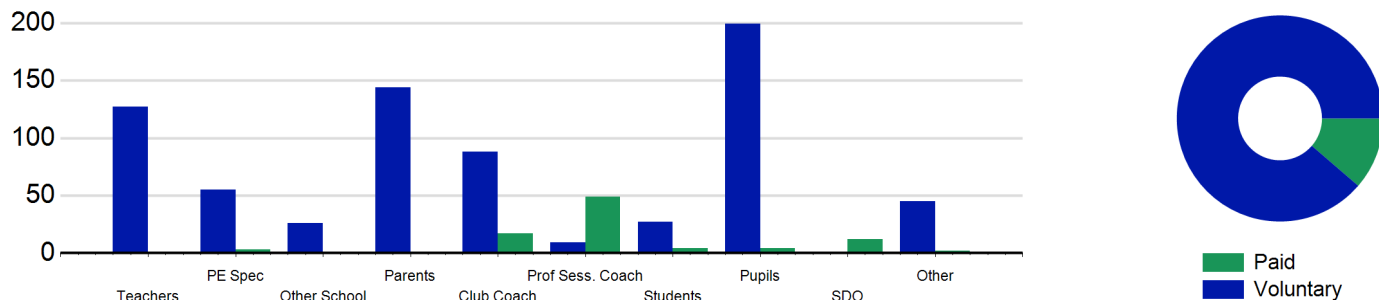
Participant Sessions¹ by School Type



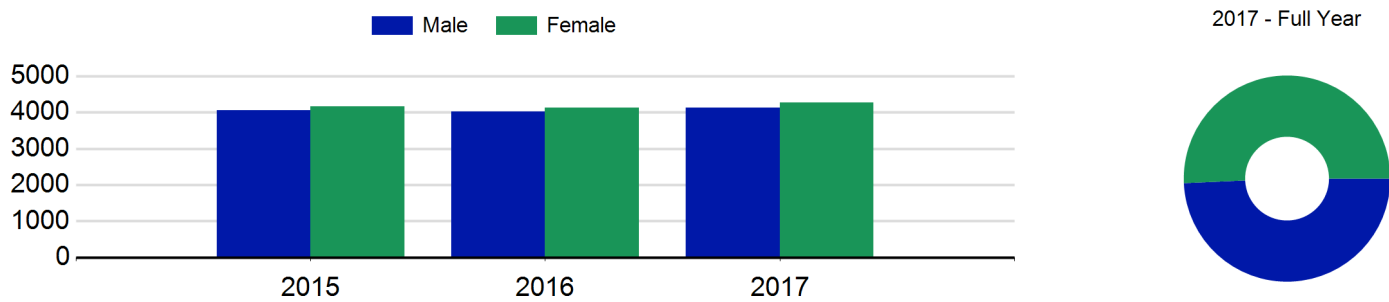
Participant Sessions¹ by Year Group and Gender



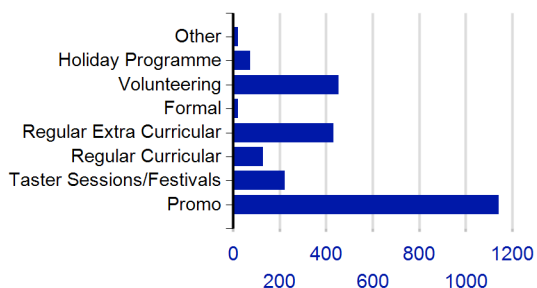
Distinct Deliverers



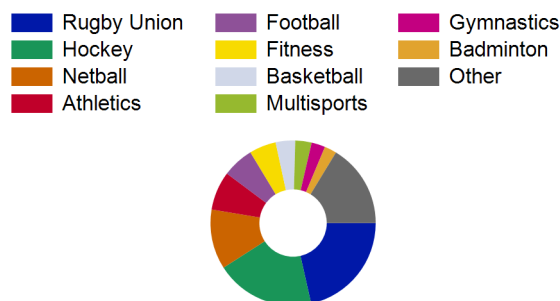
Distinct Participants² by Gender



School/Club Links



Top 10 Activities. by Participant Sessions¹



Term Report: Scottish Borders Council

Academic Year : 2017/18, Term(s) : Full Year

Putting sport first

sportscotland
the national agency for sport

Participant Sessions¹ by Year Group and Gender

	Male	Female
P1	2,643	2,872
P2	3,130	3,442
P3	2,731	3,447
P4	4,736	5,356
P5	6,353	7,437
P6	8,954	12,130
P7	11,827	13,830
S1	17,866	16,004
S2	13,785	14,454
S3	16,056	10,407
S4	10,017	6,016
S5	4,945	5,577
S6	3,042	4,122
ASN P		
ASN S		
Total	106,085	105,094

Distinct Deliverers⁵ by Type

	Paid	Voluntary
Teachers		127
PE Spec	3	55
Other School		26
Parents	1	144
Club Coach	17	88
Prof Sess. Coach	49	9
Students	4	27
Pupils	4	199
SDO	12	
Other	2	45
Total	92	720

Distinct Participants² by Gender

Male	4,131
Female	4,267
Total	8,398