

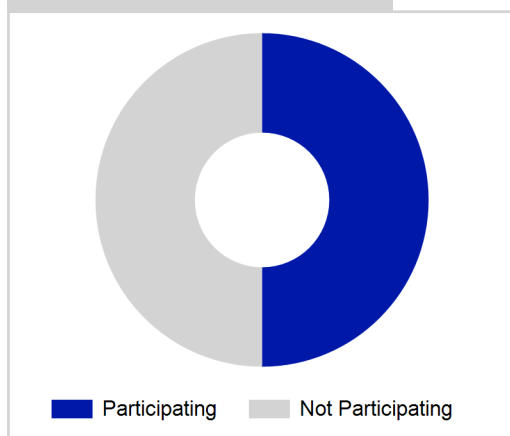
Term Report: Dundee City Council

Academic Year : 2017/18, Term(s) : Full Year

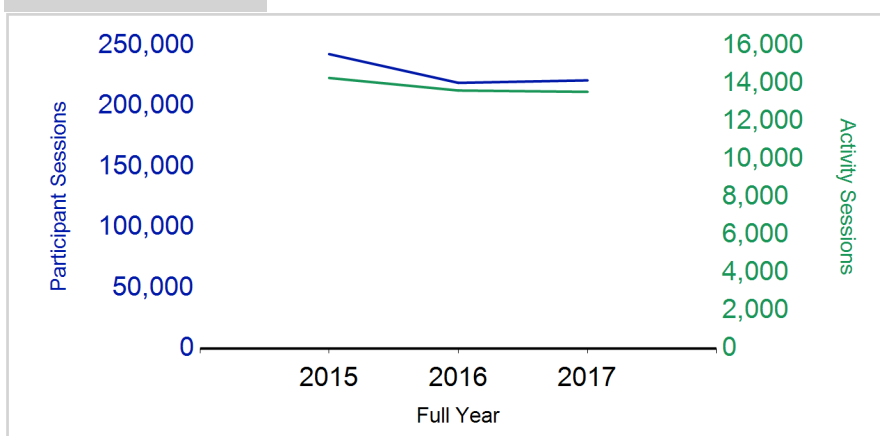
Putting sport first

sportscotland
 the national agency for sport

% School Roll Participating



Participant Sessions¹



	2015 Full Year	2016 Full Year	2017 Full Year
Activity Sessions	14,288	13,626	13,556
% Purely voluntary	57%	54%	55%
Activity Session Blocks ³	1509	1455	1500
Avg. Activity Sessions / Block ⁴	9.5	9.4	9.0
Different Activities	48	45	50
Participant Sessions¹	242,921	219,225	221,255
% Female	45%	44%	44%
Distinct Participants²	8,870	8,776	9,219
Total School Roll	17,817	17,910	18,154
% Participating	50%	49%	51%
Distinct Deliverers⁵	838	757	728
% Volunteers	88%	83%	83%
Qualified Volunteers	360	301	337
Secondary Pupils	118	104	125
Total Deliverer Sessions ⁶	26,431	23,496	24,080
Avg. Deliverers Sessions / Deliverers	31.5	31.0	33.1
School Club Links	413	317	357
Schools with at least one link	45	44	43
Clubs with at least one link	87	70	76

1. Participant Sessions are the 'visits' pupils have made to activities. These figures do not represent the distinct pupils, and should only be taken as indicative of participation.

2. Distinct participants are pupils who have attended at least one session of Active Schools supported activity across the selected year/term (whether this was in a single or multiple school activity).

3. Activities are recorded in ASMO as 'Activity Session Blocks' which describe a group who meet to take part in an activity.

4. The Average Activity Sessions/Block figure shows the average length of a block (i.e. how many weeks did the average block run for?)

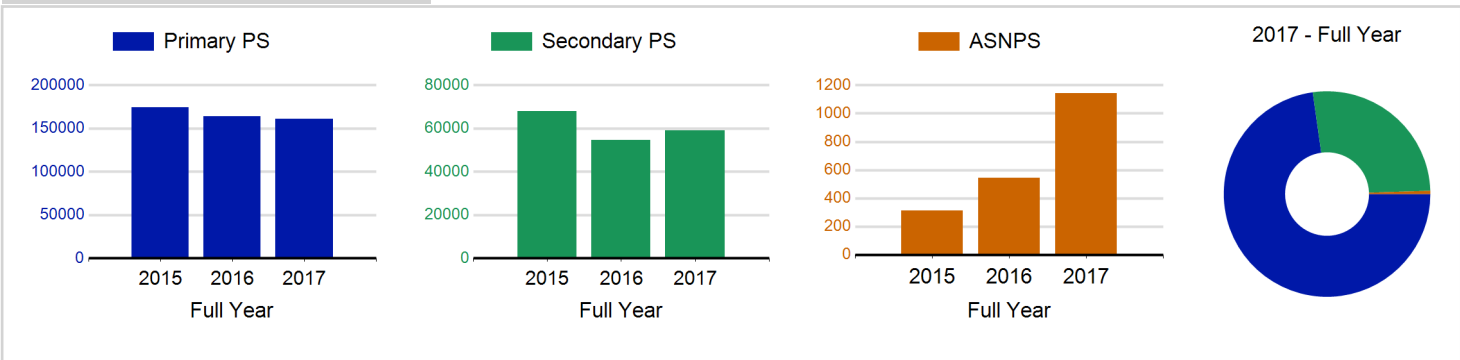
5. Distinct Deliverers are deliverers who have delivered at least one session of Active Schools supported activity across the selected year/term.

6. Deliverer Sessions are the 'visits' deliverers have made to activities. These figures do not represent the distinct deliverers, and should only be taken as indicative of delivery. Distinct deliverer information is only available at the local authority level.

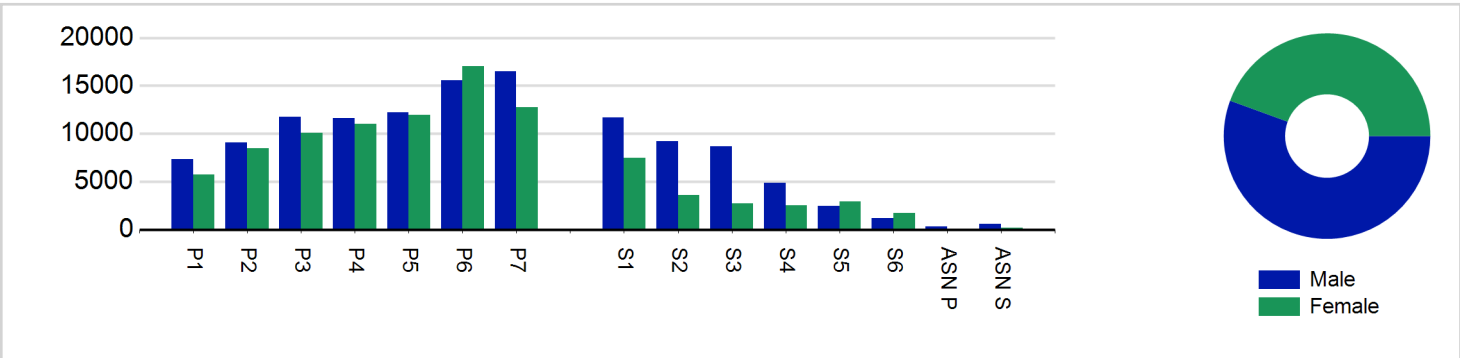
7. School Roll details are taken from the Pupil Census as at September of the Academic Year. Summaries available at <http://www.gov.scot/topics/statistics/browse/school-education/datasets>

8. Distinct Participant data collection 2011 onwards

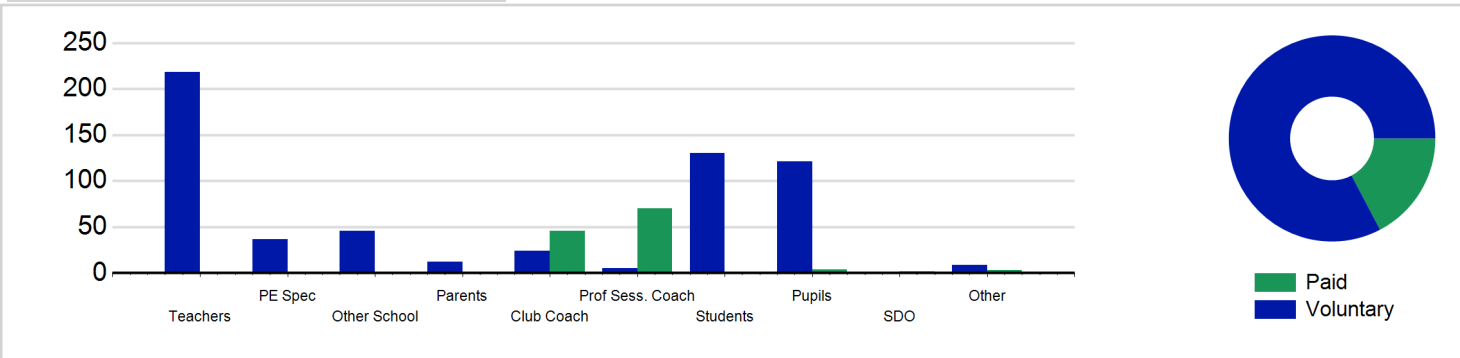
Participant Sessions¹ by School Type



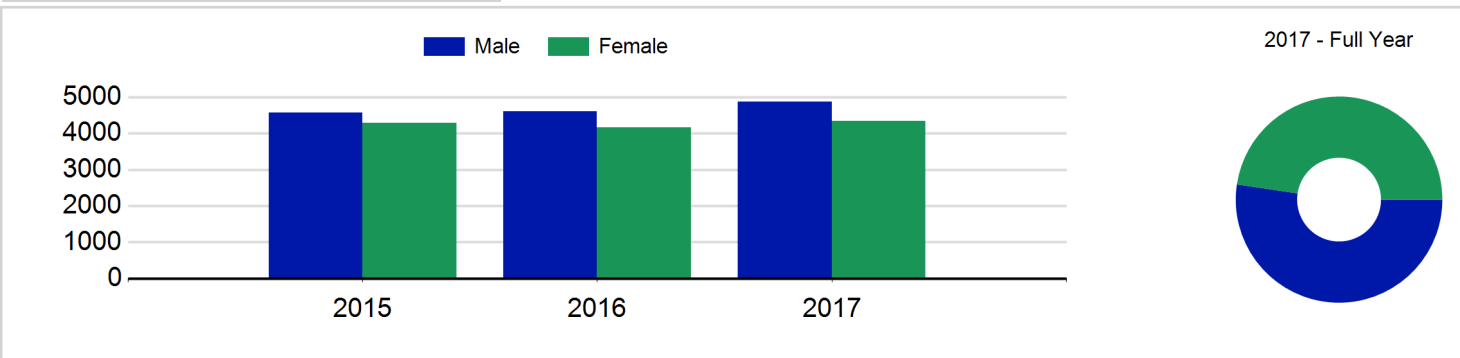
Participant Sessions¹ by Year Group and Gender



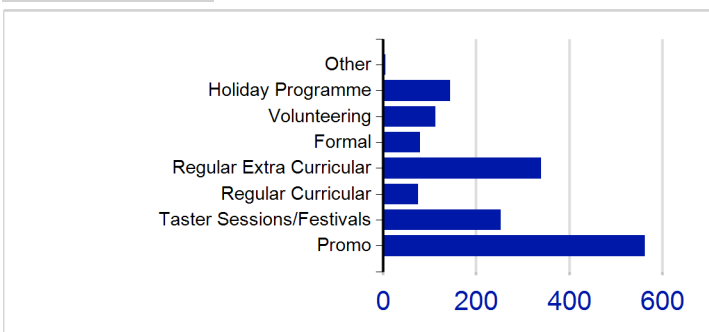
Distinct Deliverers



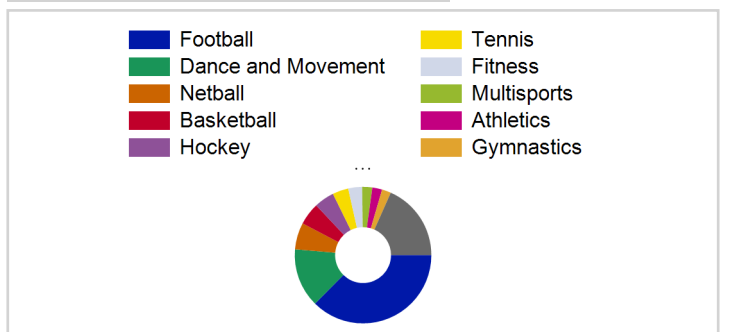
Distinct Participants² by Gender



School/Club Links



Top 10 Activities. by Participant Sessions¹



Term Report: Dundee City Council

Academic Year : 2017/18, Term(s) : Full Year

Putting sport first

sportscotland
the national agency for sport

Participant Sessions¹ by Year Group and Gender

	Male	Female
P1	7,310	5,739
P2	9,073	8,472
P3	11,735	10,075
P4	11,600	11,010
P5	12,203	11,933
P6	15,595	17,041
P7	16,483	12,766
S1	11,690	7,451
S2	9,193	3,622
S3	8,690	2,724
S4	4,891	2,551
S5	2,480	2,903
S6	1,171	1,713
ASN P	314	71
ASN S	584	172
Total	123,012	98,243

Distinct Deliverers⁵ by Type

	Paid	Voluntary
Teachers		218
PE Spec		37
Other School		46
Parents		12
Club Coach	46	24
Prof Sess. Coach	70	5
Students	1	130
Pupils	4	121
SDO	2	
Other	3	9
Total	126	602

Distinct Participants² by Gender

Male	4,874
Female	4,345
Total	9,219