

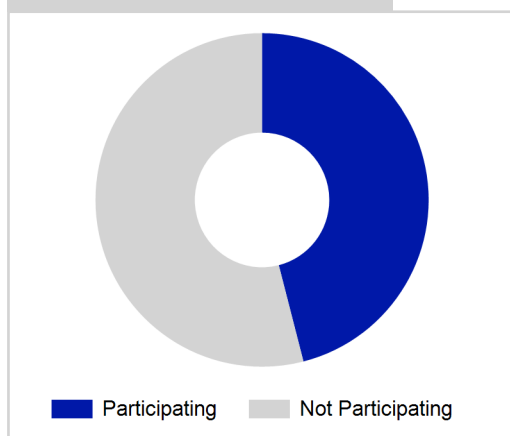
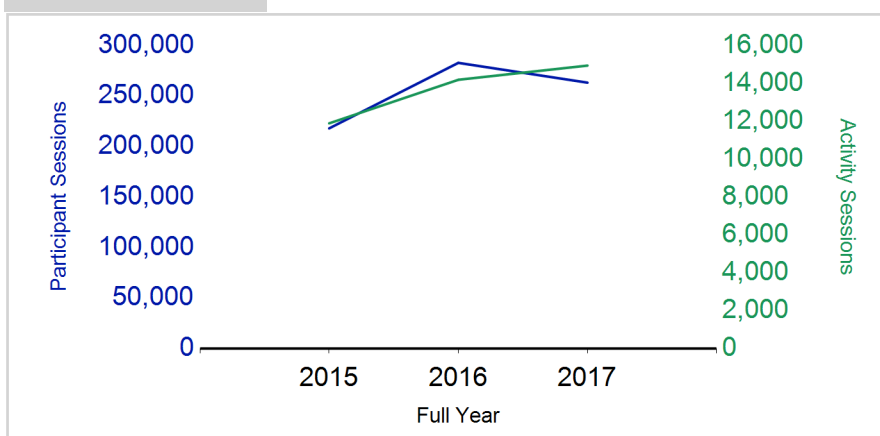
Term Report: Renfrewshire Council

Academic Year : 2017/18, Term(s) : Full Year

Putting sport first

sportscotland
 the national agency for sport

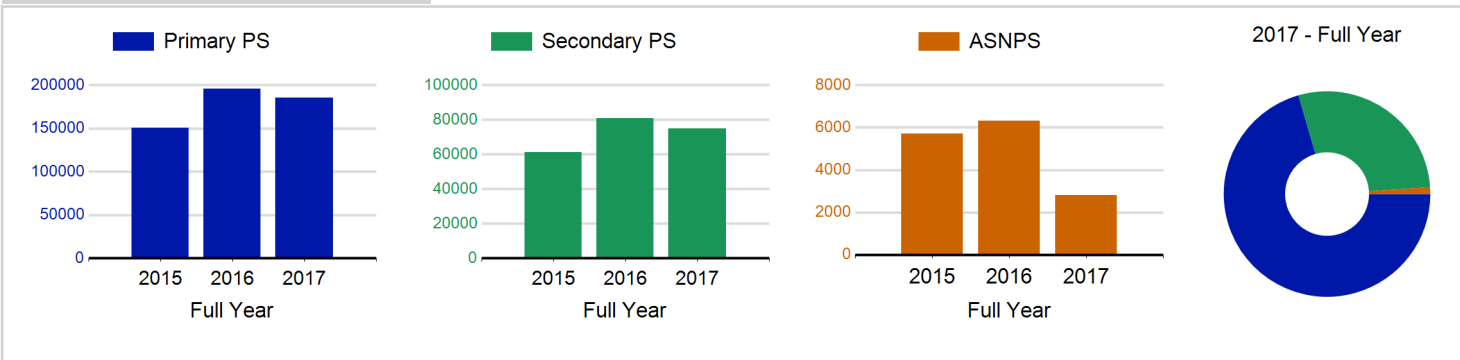
% School Roll Participating

Participant Sessions¹

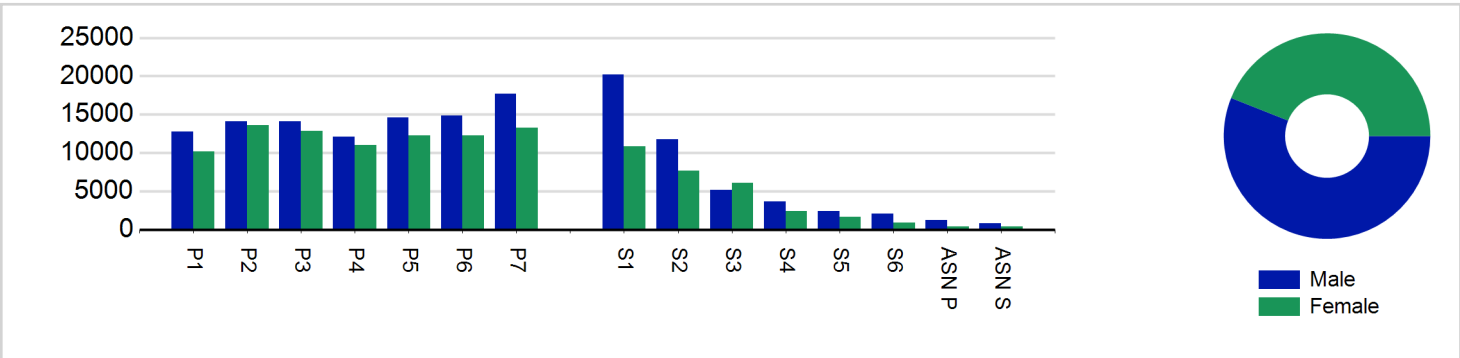
	2015 Full Year	2016 Full Year	2017 Full Year
Activity Sessions	11,892	14,192	14,942
% Purely voluntary	44%	41%	38%
Activity Session Blocks ³	1552	1743	1966
Avg. Activity Sessions / Block ⁴	7.7	8.1	7.6
Different Activities	45	54	51
Participant Sessions¹	217,992	282,854	263,256
% Female	47%	46%	44%
Distinct Participants²	10,507	10,792	10,770
Total School Roll	23,232	23,146	23,544
% Participating	45%	47%	46%
Distinct Deliverers⁵	708	682	476
% Volunteers	86%	84%	73%
Qualified Volunteers	602	375	288
Secondary Pupils	357	234	154
Total Deliverer Sessions ⁶	20,493	23,634	24,275
Avg. Deliverers Sessions / Deliverers	28.9	34.7	51.0
School Club Links	322	464	462
Schools with at least one link	63	63	62
Clubs with at least one link	49	51	67

1. Participant Sessions are the 'visits' pupils have made to activities. These figures do not represent the distinct pupils, and should only be taken as indicative of participation.
 2. Distinct participants are pupils who have attended at least one session of Active Schools supported activity across the selected year/term (whether this was in a single or multiple school activity).
 3. Activities are recorded in ASMO as 'Activity Session Blocks' which describe a group who meet to take part in an activity.
 4. The Average Activity Sessions/Block figure shows the average length of a block (i.e. how many weeks did the average block run for?)
 5. Distinct Deliverers are deliverers who have delivered at least one session of Active Schools supported activity across the selected year/term.
 6. Deliverer Sessions are the 'visits' deliverers have made to activities. These figures do not represent the distinct deliverers, and should only be taken as indicative of delivery. Distinct deliverer information is only available at the local authority level.
 7. School Roll details are taken from the Pupil Census as at September of the Academic Year. Summaries available at <http://www.gov.scot/topics/statistics/browse/school-education/datasets>
 8. Distinct Participant data collection 2011 onwards

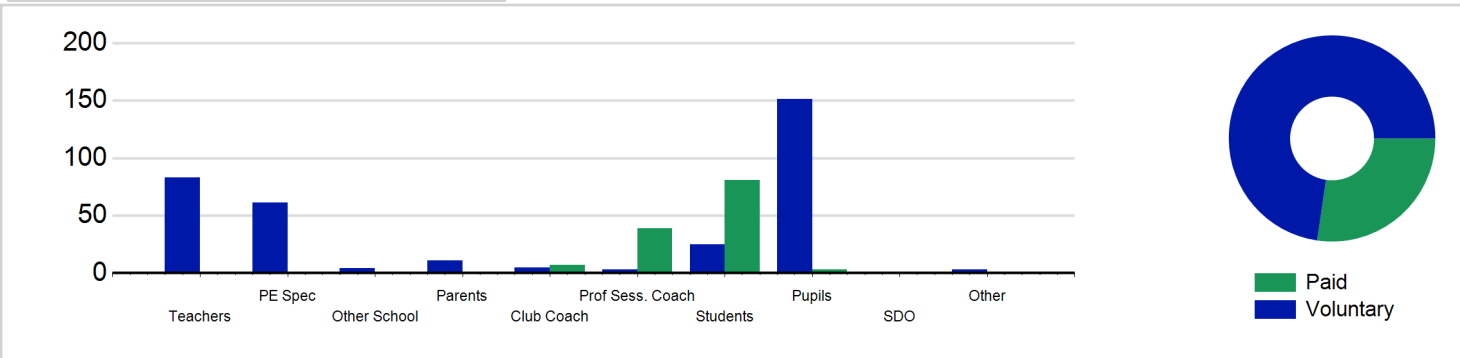
Participant Sessions₁ by School Type



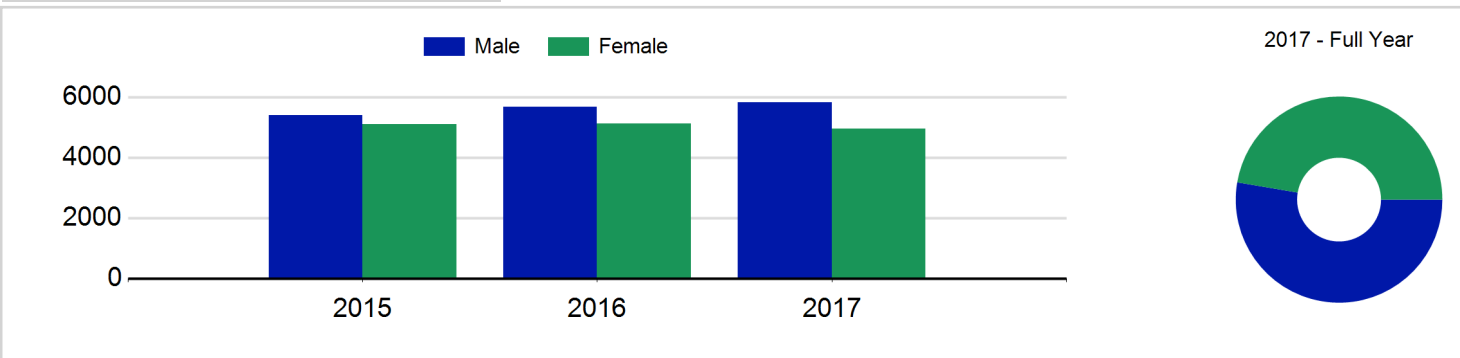
Participant Sessions₁ by Year Group and Gender



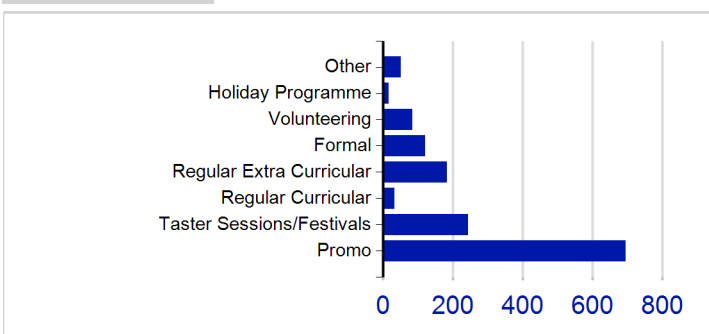
Distinct Deliverers



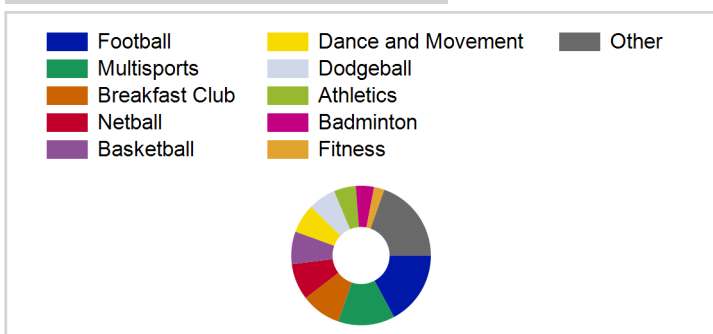
Distinct Participants₂ by Gender



School/Club Links



Top 10 Activities. by Participant Sessions₁



Term Report: Renfrewshire Council

Academic Year : 2017/18, Term(s) : Full Year

Putting sport first

sportscotland
the national agency for sport

Participant Sessions¹ by Year Group and Gender

	Male	Female
P1	12,788	10,174
P2	14,110	13,597
P3	14,076	12,824
P4	12,115	11,033
P5	14,595	12,232
P6	14,823	12,273
P7	17,735	13,306
S1	20,180	10,839
S2	11,797	7,684
S3	5,162	6,063
S4	3,640	2,379
S5	2,382	1,611
S6	2,096	920
ASN P	1,257	421
ASN S	773	371
Total	147,529	115,727

Distinct Deliverers⁵ by Type

	Paid	Voluntary
Teachers		83
PE Spec		61
Other School		4
Parents		11
Club Coach	7	5
Prof Sess. Coach	39	3
Students	81	25
Pupils	3	151
SDO		
Other		3
Total	130	346

Distinct Participants² by Gender

Male	5,825
Female	4,945
Total	10,770