

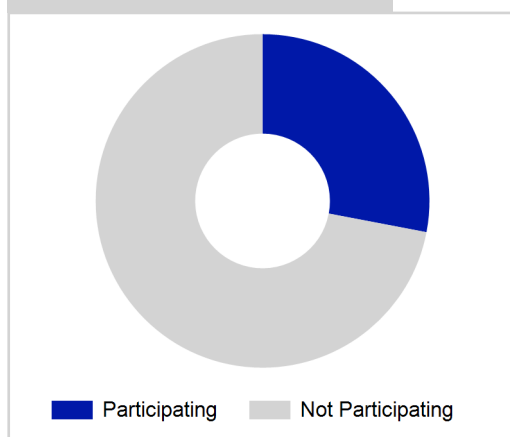
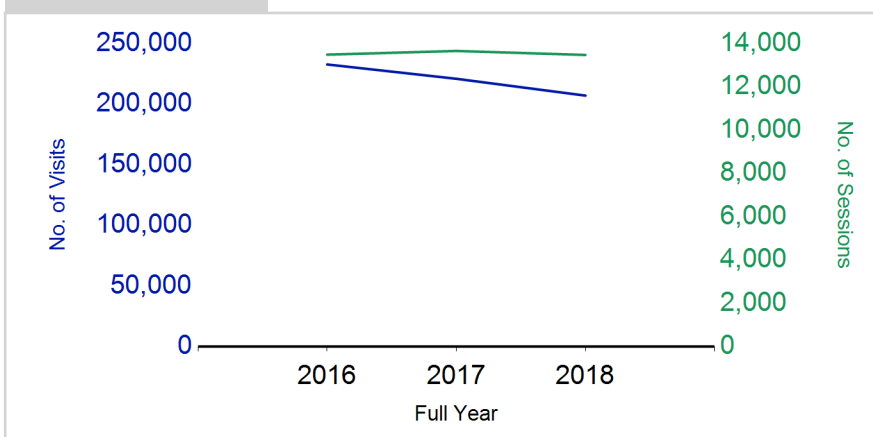
# Term Report: Aberdeenshire Council

Academic Year : 2018/19, Term(s) : Full Year

Sport for Life

**sportscotland**  
 the national agency for sport

% School Roll Participating

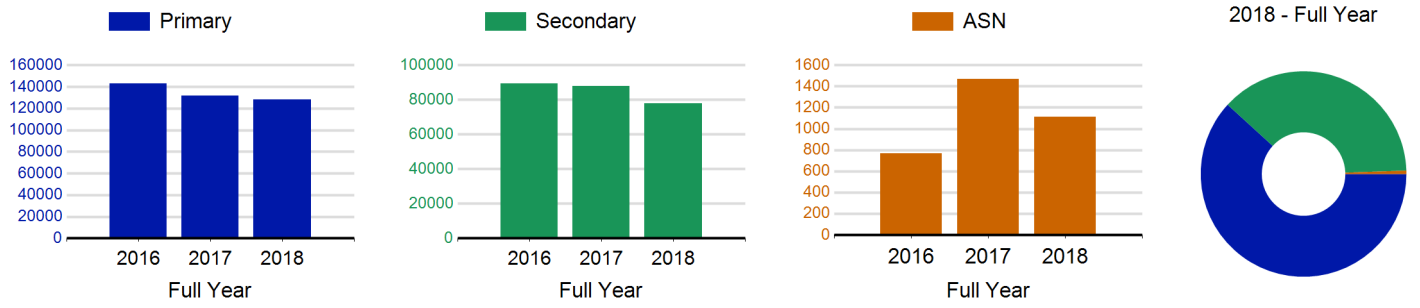
Visits<sup>1</sup>

	2016 Full Year	2017 Full Year	2018 Full Year
<b>Sessions</b>	<b>13,487</b>	<b>13,657</b>	<b>13,472</b>
% Purely voluntary	70%	74%	74%
Blocks <sup>3</sup>	1554	1623	1598
Sessions / Block <sup>4</sup>	8.7	8.4	8.4
Different Activities	57	49	53
<b>Visits<sup>1</sup></b>	<b>232,752</b>	<b>220,927</b>	<b>207,044</b>
% Female	48%	46%	47%
<b>Participants<sup>2</sup></b>	<b>10,223</b>	<b>10,210</b>	<b>9,877</b>
Total School Roll	35,495	35,649	35,761
% Participating	29%	29%	28%
<b>Deliverers<sup>5</sup></b>	<b>870</b>	<b>948</b>	<b>948</b>
% Volunteers	93%	95%	94%
Qualified Volunteers	401	401	388
Secondary Pupils	170	168	203
Total Deliverer Sessions <sup>6</sup>	26,960	26,513	26,164
Avg. Deliverers Sessions / Deliverers	31.0	28.0	27.6
<b>School Club Links</b>	<b>1,118</b>	<b>1,353</b>	<b>1,370</b>
Schools with at least one link	173	162	171
Clubs with at least one link	119	115	120

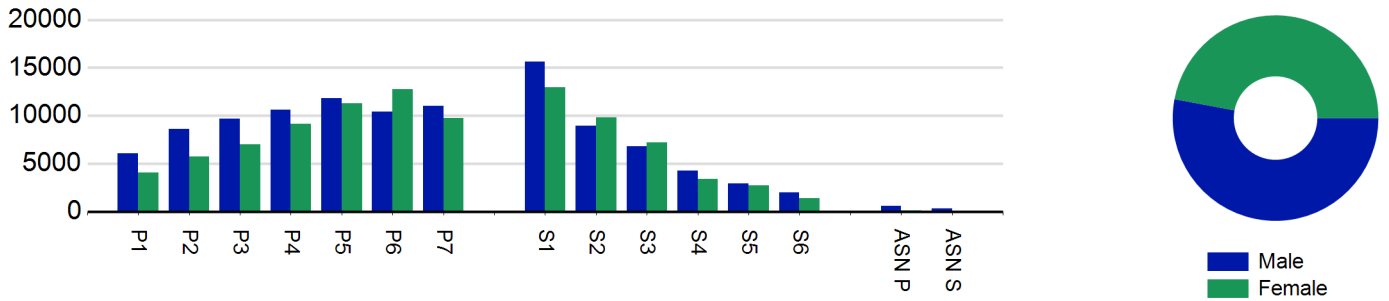
1. Visits are the number of times pupils have attended activities. These figures do not represent the participant figure, and instead should only be taken as indicative of participation.
2. Participants are pupils who have attended at least one session of Active Schools supported activity across the selected year/term (whether this was in a single or multiple school activity).
3. Activities are recorded in ASMO as 'blocks' which are made up of a group of 'sessions'.
4. The Avg Sessions / Blocks figure shows the average number of sessions within a block.
5. Deliverers are people who have delivered at least one session of Active Schools supported activity across the selected year/term.
6. Deliverer Sessions are the 'visits' deliverers have made to activities. These figures do not represent the total deliverer figure, and should only be taken as indicative of delivery. Deliverer information is only available at the local authority level.
7. School Roll details are taken from the Pupil Census as at September of the Academic Year. Summaries available at <http://www.gov.scot/topics/statistics/browse/school-education/datasets>
8. Participant data collection 2011 onwards.



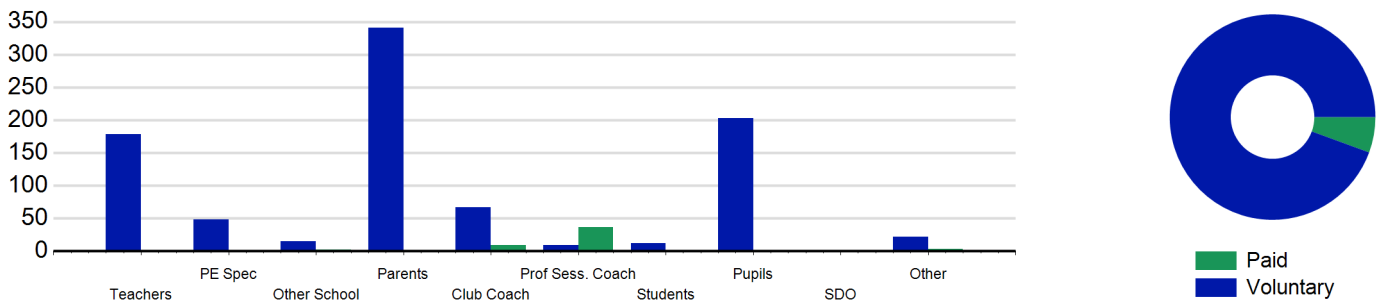
### Visits<sub>1</sub> by School Type



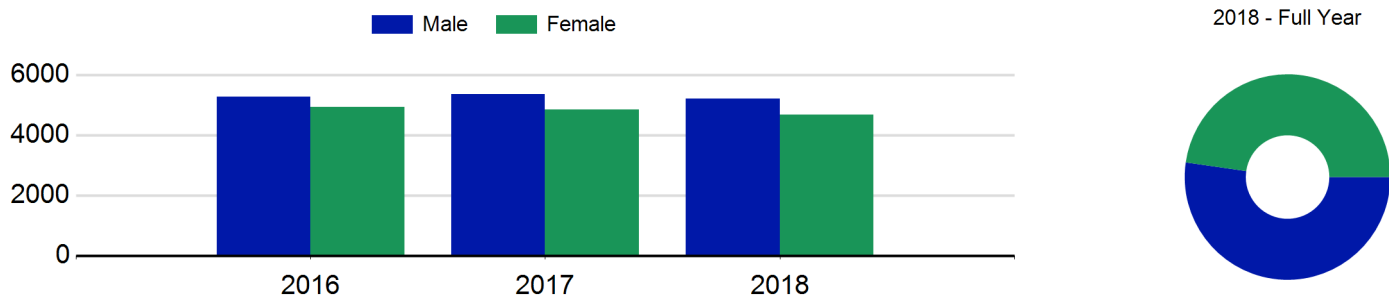
### Visits<sub>1</sub> by Year Group and Sex



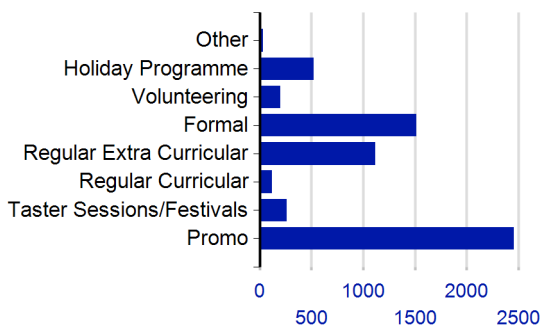
### Deliverers



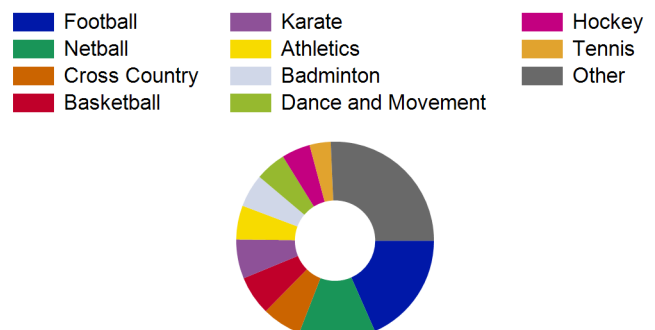
### Participants<sub>2</sub> by Sex



### School/Club Links



### Top 10 Activities. by Visits<sub>1</sub>





# Term Report: Aberdeenshire Council

Academic Year : 2018/19, Term(s) : Full Year

Sport for Life

**sportscotland**  
the national agency for sport

## Visits<sup>1</sup> by Year Group and Sex

	Male	Female
<b>P1</b>	6,046	4,081
<b>P2</b>	8,603	5,725
<b>P3</b>	9,705	7,022
<b>P4</b>	10,619	9,161
<b>P5</b>	11,822	11,249
<b>P6</b>	10,384	12,729
<b>P7</b>	11,018	9,749
<b>S1</b>	15,662	12,961
<b>S2</b>	8,968	9,786
<b>S3</b>	6,770	7,222
<b>S4</b>	4,252	3,396
<b>S5</b>	2,894	2,728
<b>S6</b>	1,969	1,409
<b>ASN P</b>	580	132
<b>ASN S</b>	339	63
<b>Total</b>	<b>109,631</b>	<b>97,413</b>

## Deliverers<sup>5</sup> by Type

	Paid	Voluntary
<b>Teachers</b>	0	178
<b>PE Spec</b>	1	48
<b>Other School</b>	2	15
<b>Parents</b>	0	341
<b>Club Coach</b>	9	67
<b>Prof Sess. Coach</b>	37	9
<b>Students</b>	0	12
<b>Pupils</b>	0	203
<b>SDO</b>	1	0
<b>Other</b>	3	22
<b>Total</b>	<b>53</b>	<b>895</b>

## Participants<sup>2</sup> by Sex

<b>Male</b>	5,202
<b>Female</b>	4,675
<b>Total</b>	<b>9,877</b>

