

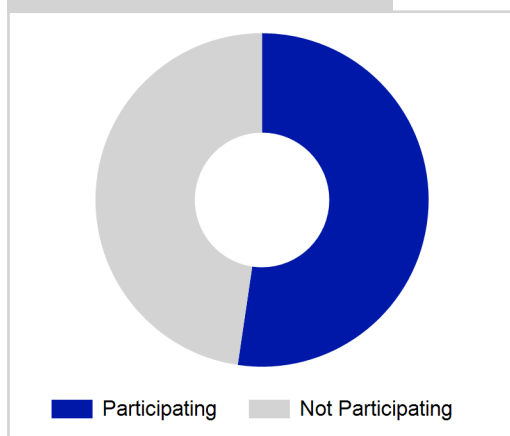
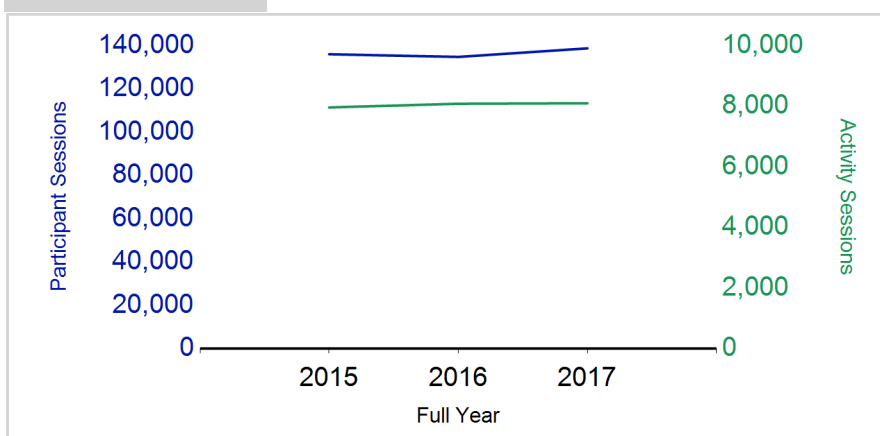
Term Report: Argyll & Bute Council

Academic Year : 2017/18, Term(s) : Full Year

Putting sport first

sportscotland
 the national agency for sport

% School Roll Participating

Participant Sessions¹

	2015 Full Year	2016 Full Year	2017 Full Year
Activity Sessions	7,957	8,079	8,096
% Purely voluntary	83%	87%	91%
Activity Session Blocks ³	993	1093	992
Avg. Activity Sessions / Block ⁴	8.0	7.4	8.2
Different Activities	53	53	51
Participant Sessions¹	135,974	134,735	138,702
% Female	39%	41%	41%
Distinct Participants²	5,576	5,387	5,362
Total School Roll	10,442	10,313	10,270
% Participating	53%	52%	52%
Distinct Deliverers⁵	769	920	842
% Volunteers	93%	94%	95%
Qualified Volunteers	290	368	368
Secondary Pupils	140	156	147
Total Deliverer Sessions ⁶	17,099	19,724	17,498
Avg. Deliverers Sessions / Deliverers	22.2	21.4	20.8
School Club Links	523	633	698
Schools with at least one link	84	81	85
Clubs with at least one link	111	128	132

1. Participant Sessions are the 'visits' pupils have made to activities. These figures do not represent the distinct pupils, and should only be taken as indicative of participation.

2. Distinct participants are pupils who have attended at least one session of Active Schools supported activity across the selected year/term (whether this was in a single or multiple school activity).

3. Activities are recorded in ASMO as 'Activity Session Blocks' which describe a group who meet to take part in an activity.

4. The Average Activity Sessions/Block figure shows the average length of a block (i.e. how many weeks did the average block run for?)

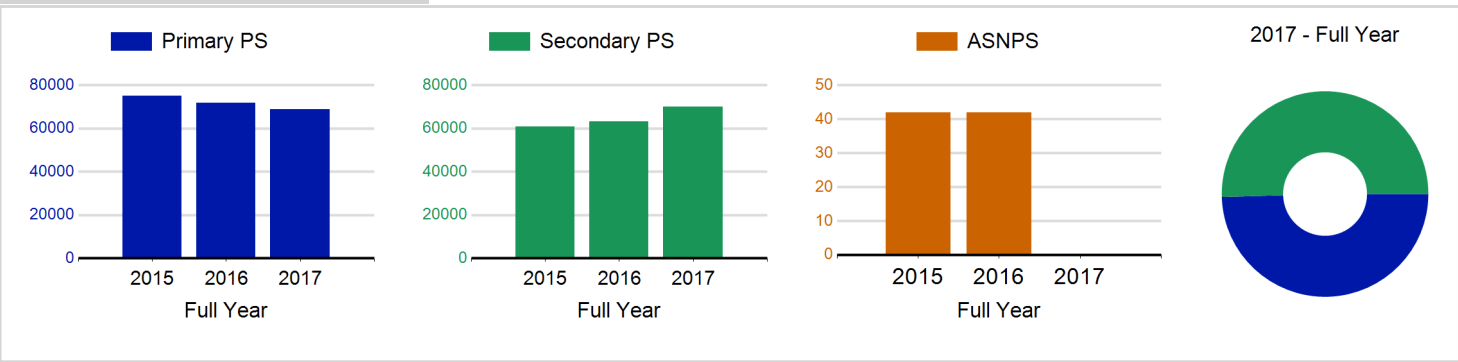
5. Distinct Deliverers are deliverers who have delivered at least one session of Active Schools supported activity across the selected year/term.

6. Deliverer Sessions are the 'visits' deliverers have made to activities. These figures do not represent the distinct deliverers, and should only be taken as indicative of delivery. Distinct deliverer information is only available at the local authority level.

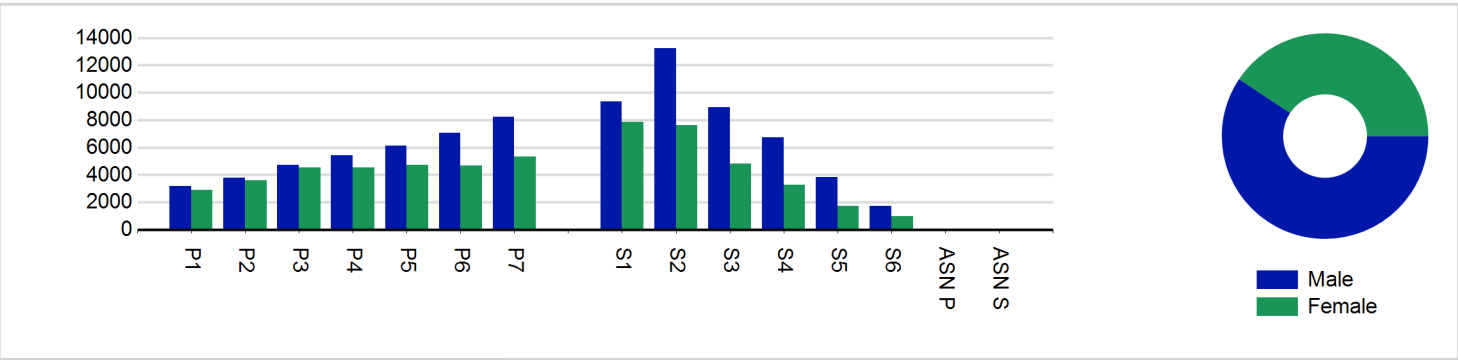
7. School Roll details are taken from the Pupil Census as at September of the Academic Year. Summaries available at <http://www.gov.scot/topics/statistics/browse/school-education/datasets>

8. Distinct Participant data collection 2011 onwards

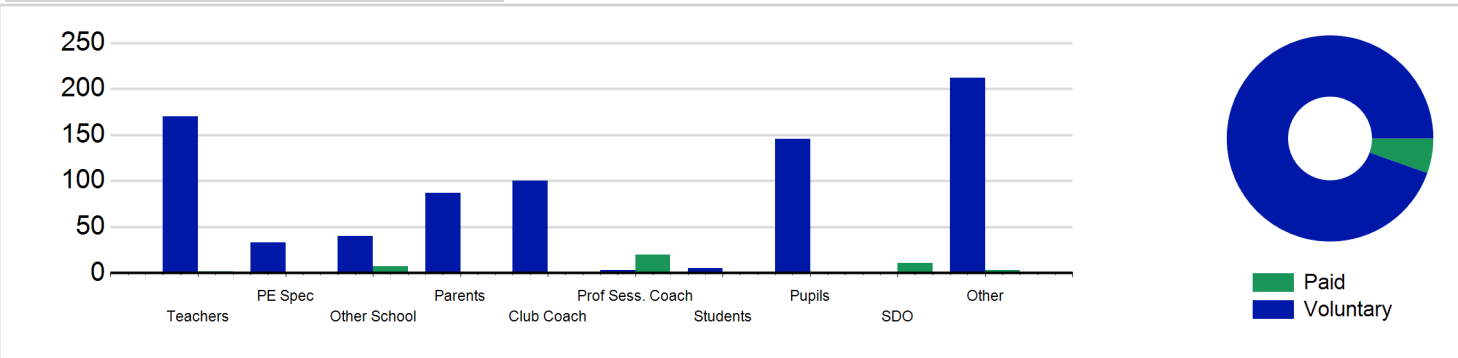
Participant Sessions¹ by School Type



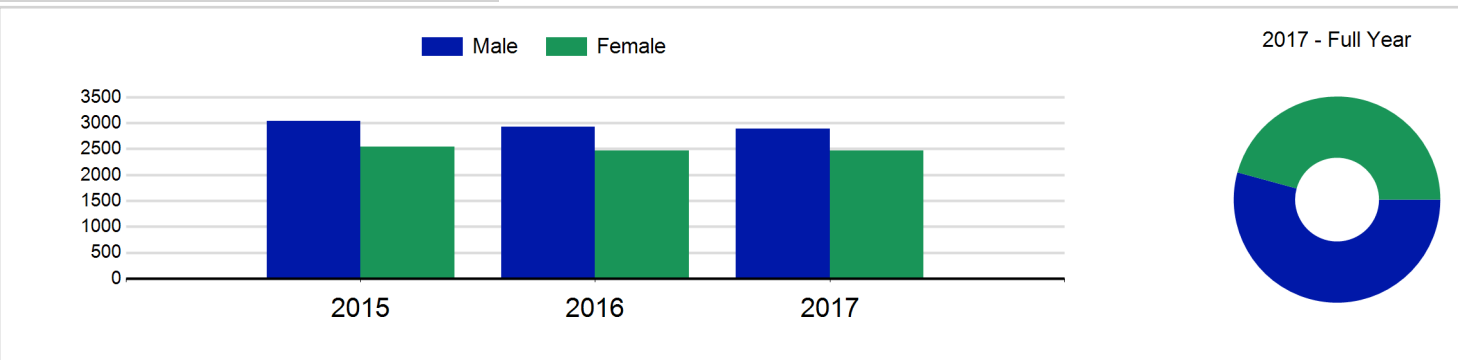
Participant Sessions¹ by Year Group and Gender



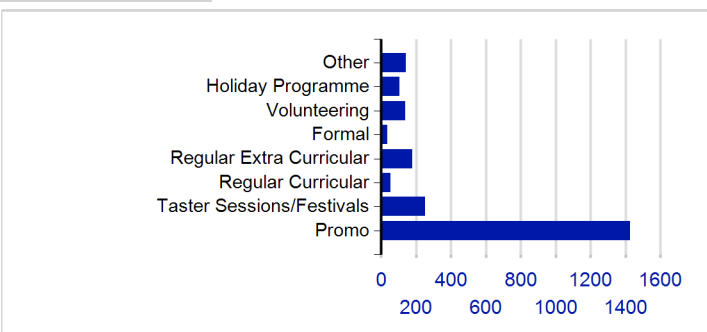
Distinct Deliverers



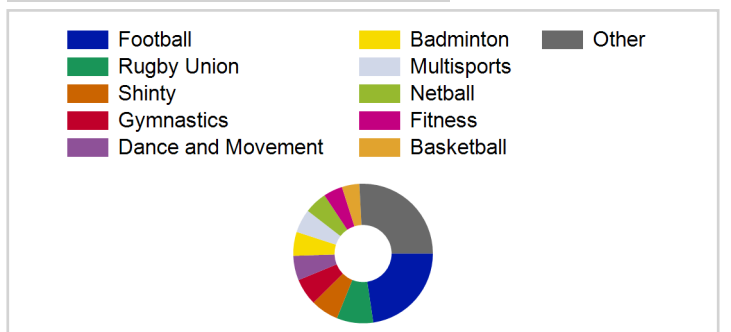
Distinct Participants² by Gender



School/Club Links



Top 10 Activities. by Participant Sessions¹



Term Report: Argyll & Bute Council

Academic Year : 2017/18, Term(s) : Full Year

Putting sport first

sportscotland
the national agency for sport

Participant Sessions¹ by Year Group and Gender

	Male	Female
P1	3,170	2,873
P2	3,790	3,598
P3	4,708	4,516
P4	5,433	4,517
P5	6,117	4,723
P6	7,048	4,682
P7	8,238	5,299
S1	9,331	7,834
S2	13,249	7,601
S3	8,941	4,804
S4	6,729	3,264
S5	3,831	1,706
S6	1,732	968
ASN P		
ASN S		
Total	82,317	56,385

Distinct Deliverers⁵ by Type

	Paid	Voluntary
Teachers	2	170
PE Spec	1	33
Other School	7	40
Parents		87
Club Coach	1	100
Prof Sess. Coach	20	3
Students		5
Pupils	1	146
SDO	11	
Other	3	212
Total	46	796

Distinct Participants² by Gender

Male	2,896
Female	2,466
Total	5,362