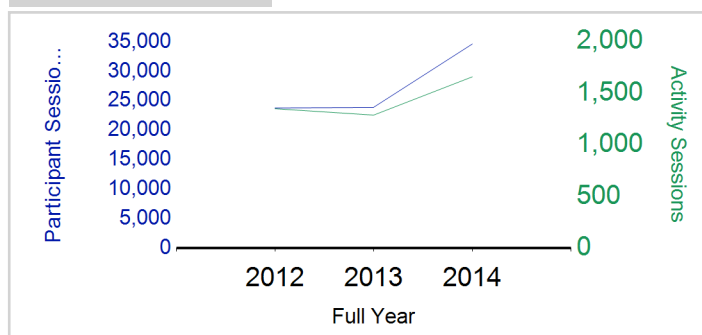


# Term Report: Comhairle nan Eilean Siar

Academic Year : 2014/2015, Term(s) : Full Year

Putting Sport First

Participant Sessions<sup>1</sup>

	2012 Full Year	2013 Full Year	2014 Full Year
<b>Activity Sessions</b>	<b>1,349</b>	<b>1,287</b>	<b>1,658</b>
% Purely voluntary	90%	87%	87%
Activity Session Blocks <sup>2</sup>	160	157	202
Avg Activity Sessions / Blocks <sup>3</sup>	8.4	8.2	8.2
Different Activities	24	23	22
<b>Participant Sessions<sup>1</sup></b>	<b>23,720</b>	<b>23,849</b>	<b>34,579</b>
% Female	40%	38%	39%
<b>Distinct Deliverers<sup>4</sup></b>	<b>145</b>	<b>189</b>	<b>220</b>
% Volunteers	80%	87%	85%
Qualified Volunteers	83	77	68
Secondary Pupils	9	19	27
Total Deliverer Sessions <sup>5</sup>	2,947	3,183	5,045
Avg Deliverers Sessions / Deliverer	20.3	16.8	22.9
<b>School Club Links</b>	<b>202</b>	<b>240</b>	<b>237</b>
Schools with at least 1 link	33	29	27
Clubs with at least 1 link	25	29	31

1. Participant Sessions are the 'visits' pupils have made to activities. These figures do not represent the distinct pupils, and should only be taken as indicative of participation

2. Activities are recorded in ASMO as 'Activity Session Blocks' which describe a group who meet to take part in an activity.

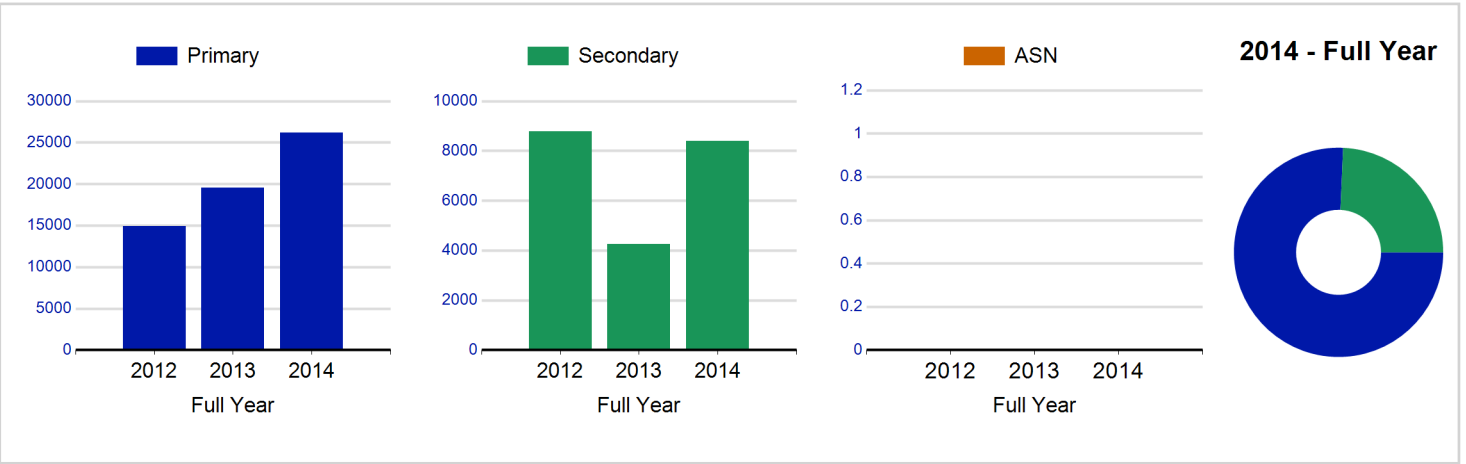
3. The Average Activity Sessions/Block figure shows the average length of a block (i.e. how many weeks did the average block run for?)

4. Distinct Deliverers are deliverers who have delivered at least one session of Active Schools supported activity across the selected year/term.

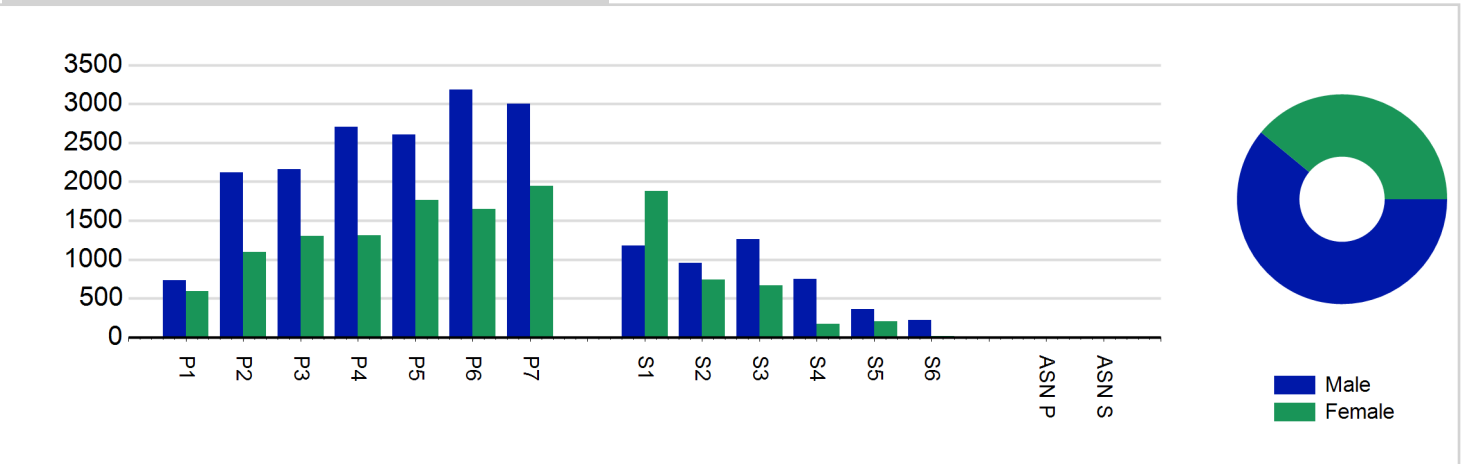
5. Deliverer Sessions are the 'visits' deliverers have made to activities. These figures do not represent the distinct deliverers, and should only be taken as indicative of delivery. Distinct deliverer information is only available at the local authority level.

6. Figures with N/A are not available for the 2008-11 phase of Active Schools. Charts which refer to information pre 2011 will show a huge increase from 0 – this is because we cannot include any 2008-2011 data at this level.

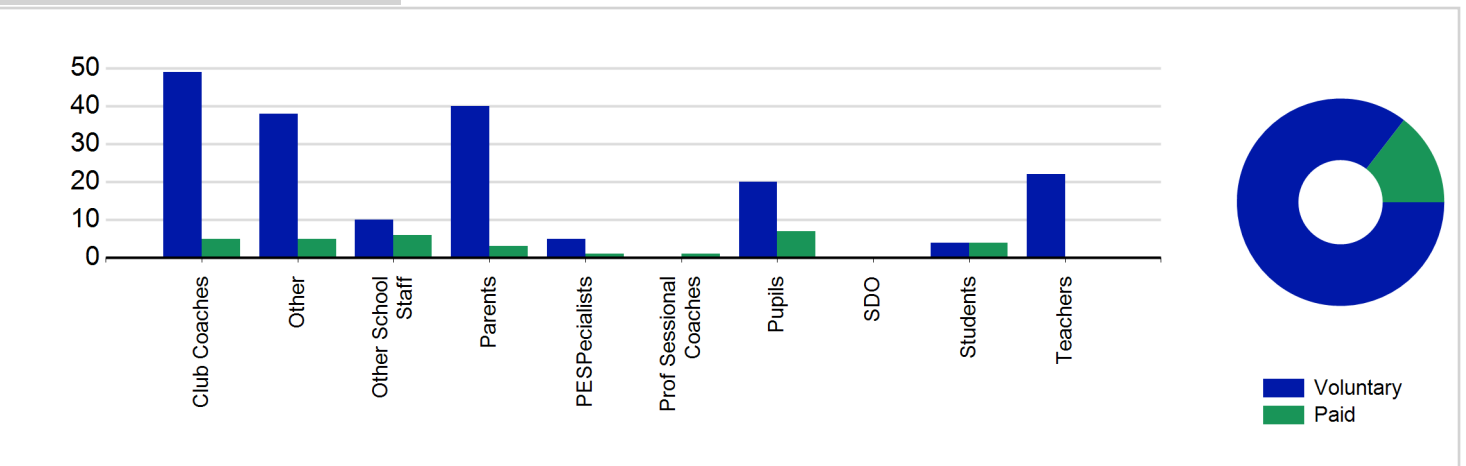
Participant Sessions<sup>1</sup> by School Type



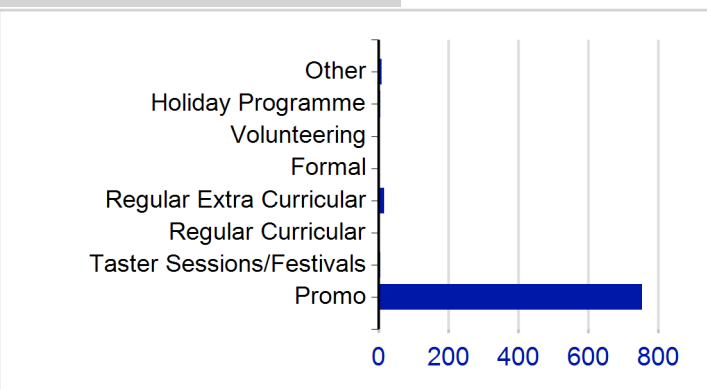
Participant Sessions<sup>1</sup> by Year Group and Gender



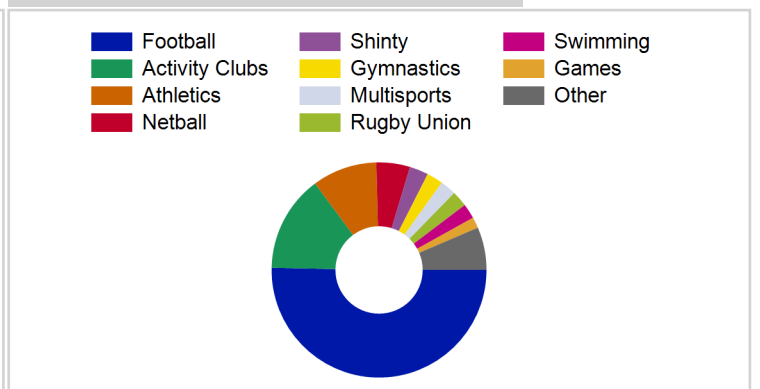
Distinct Deliverers<sup>4</sup>



School/Club Links



Top 10 Activities by Participant Sessions<sup>1</sup>



# Term Report: Comhairle nan Eilean Siar

Academic Year : 2014/2015, Term(s) : Full Year

Putting Sport First

**sportscotland**  
the national agency for sport

## Participant Sessions 7 by Yeargroup and Gender

	Male	Female
<b>P1</b>	735	591
<b>P2</b>	2,121	1,099
<b>P3</b>	2,161	1,301
<b>P4</b>	2,707	1,314
<b>P5</b>	2,610	1,763
<b>P6</b>	3,184	1,646
<b>P7</b>	3,002	1,942
<b>S1</b>	1,182	1,876
<b>S2</b>	958	741
<b>S3</b>	1,262	669
<b>S4</b>	747	167
<b>S5</b>	362	202
<b>S6</b>	221	16
<b>ASN P</b>	0	0
<b>ASN S</b>	0	0
<b>Total</b>	<b>21,252</b>	<b>13,327</b>

## Distinct Deliverers 4 by Type

	Paid	Voluntary
<b>Parents</b>	3	40
<b>Teachers</b>	0	22
<b>PESpecialists</b>	1	5
<b>Other School Staff</b>	6	10
<b>Club Coaches</b>	5	49
<b>Prof Sessional Coaches</b>	1	0
<b>Students</b>	4	4
<b>Pupils</b>	7	20
<b>SDO</b>	0	0
<b>Other</b>	5	38
<b>Total</b>	<b>32</b>	<b>188</b>