

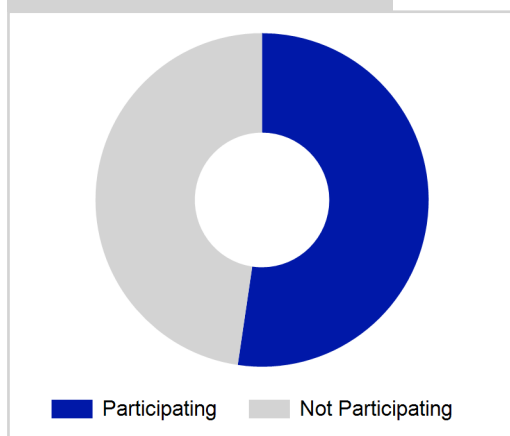
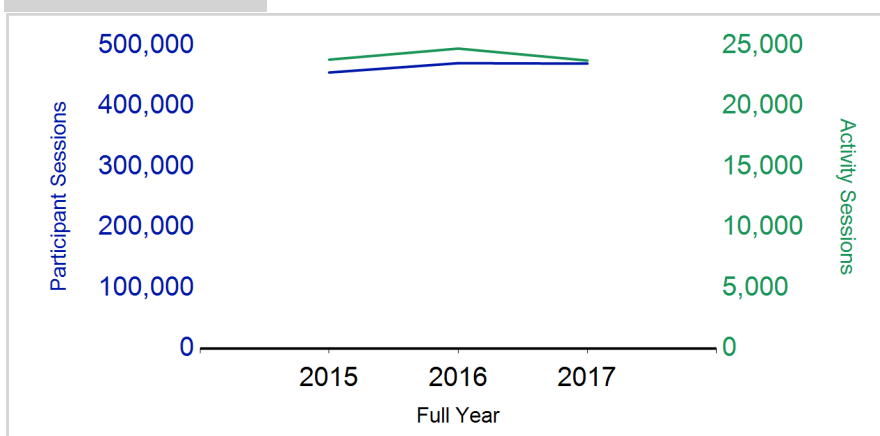
Term Report: Highland Council

Academic Year : 2017/18, Term(s) : Full Year

Putting sport first

sportscotland
 the national agency for sport

% School Roll Participating

Participant Sessions¹

	2015 Full Year	2016 Full Year	2017 Full Year
Activity Sessions	23,836	24,749	23,759
% Purely voluntary	80%	82%	85%
Activity Session Blocks ³	2774	2797	2761
Avg. Activity Sessions / Block ⁴	8.6	8.8	8.6
Different Activities	66	71	65
Participant Sessions¹	455,470	470,903	470,199
% Female	44%	44%	45%
Distinct Participants²	16,029	15,913	16,196
Total School Roll	30,776	30,844	30,824
% Participating	52%	52%	53%
Distinct Deliverers⁵	1,611	1,608	1,587
% Volunteers	94%	95%	94%
Qualified Volunteers	690	697	648
Secondary Pupils	548	593	539
Total Deliverer Sessions ⁶	50,386	52,855	52,110
Avg. Deliverers Sessions / Deliverers	31.3	32.9	32.8
School Club Links	1,625	1,550	1,564
Schools with at least one link	201	199	196
Clubs with at least one link	238	231	239

1. Participant Sessions are the 'visits' pupils have made to activities. These figures do not represent the distinct pupils, and should only be taken as indicative of participation.

2. Distinct participants are pupils who have attended at least one session of Active Schools supported activity across the selected year/term (whether this was in a single or multiple school activity).

3. Activities are recorded in ASMO as 'Activity Session Blocks' which describe a group who meet to take part in an activity.

4. The Average Activity Sessions/Block figure shows the average length of a block (i.e. how many weeks did the average block run for?)

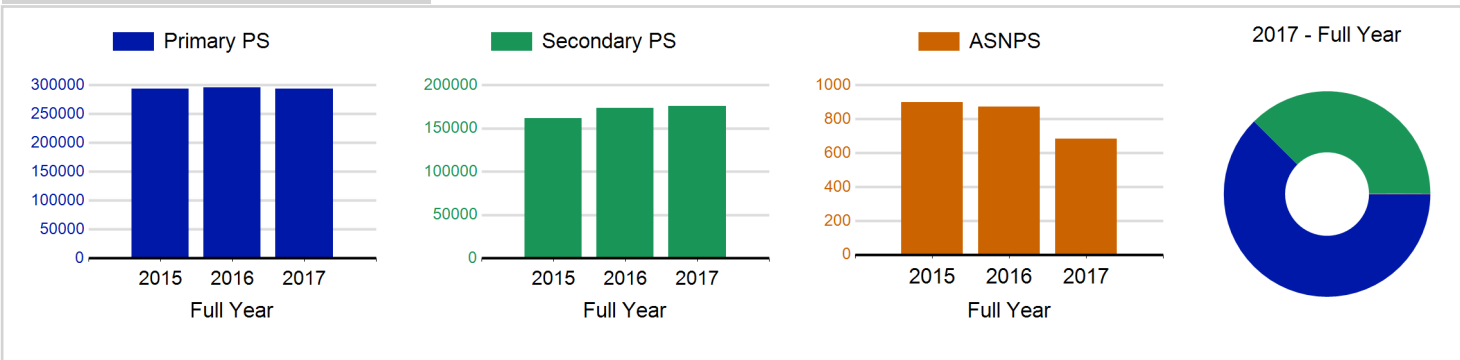
5. Distinct Deliverers are deliverers who have delivered at least one session of Active Schools supported activity across the selected year/term.

6. Deliverer Sessions are the 'visits' deliverers have made to activities. These figures do not represent the distinct deliverers, and should only be taken as indicative of delivery. Distinct deliverer information is only available at the local authority level.

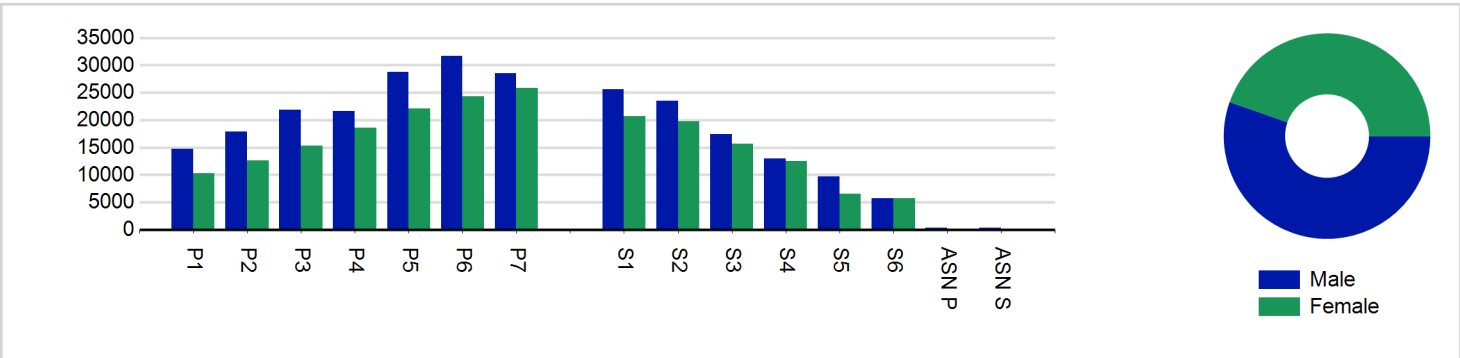
7. School Roll details are taken from the Pupil Census as at September of the Academic Year. Summaries available at <http://www.gov.scot/topics/statistics/browse/school-education/datasets>

8. Distinct Participant data collection 2011 onwards

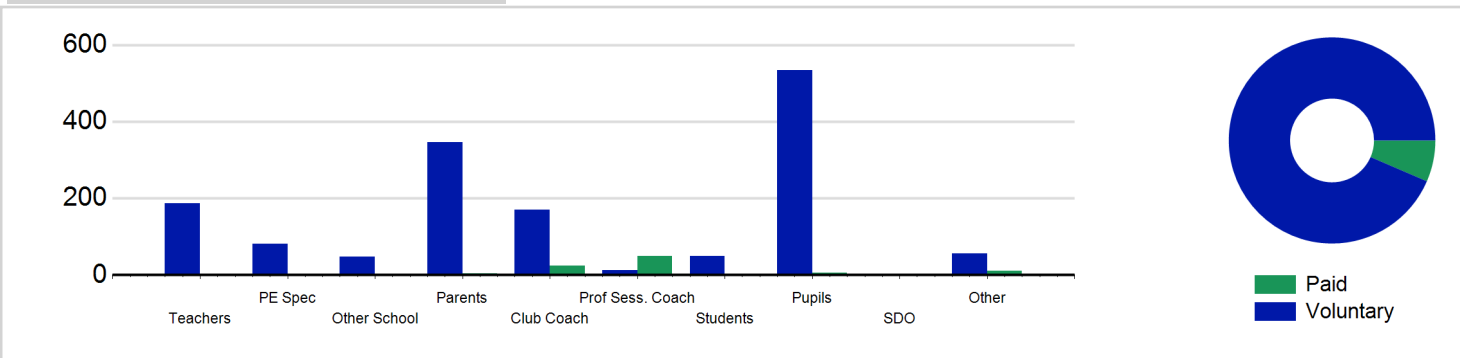
Participant Sessions¹ by School Type



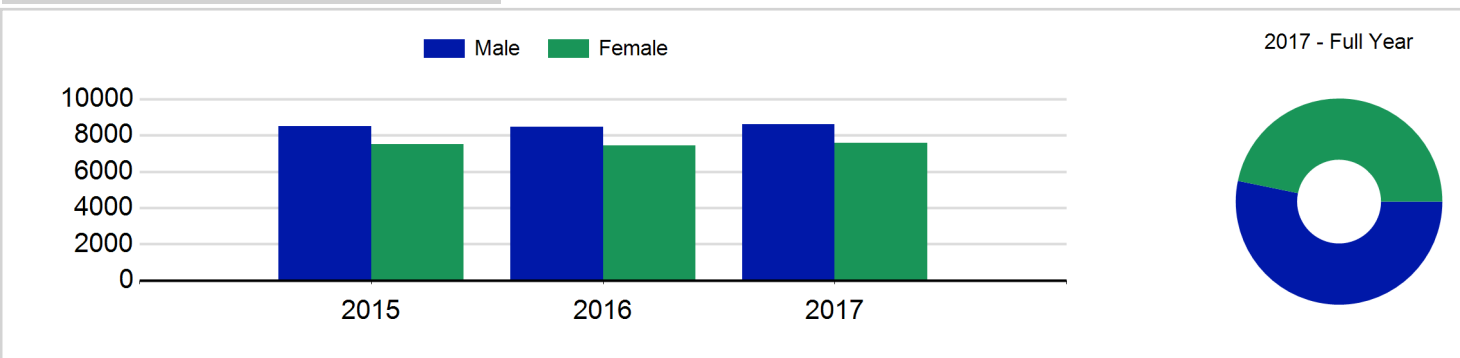
Participant Sessions¹ by Year Group and Gender



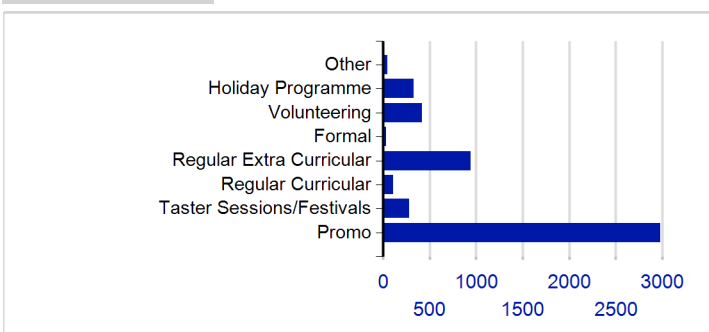
Distinct Deliverers



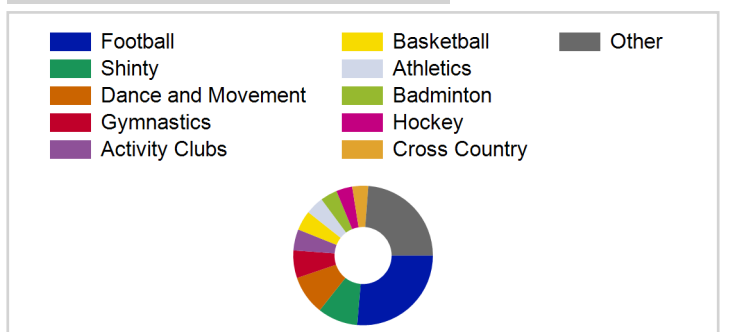
Distinct Participants² by Gender



School/Club Links



Top 10 Activities. by Participant Sessions¹



Term Report: Highland Council

Academic Year : 2017/18, Term(s) : Full Year

Putting sport first

sportscotland
the national agency for sport

Participant Sessions¹ by Year Group and Gender

	Male	Female
P1	14,681	10,247
P2	17,900	12,658
P3	21,833	15,252
P4	21,627	18,616
P5	28,720	22,126
P6	31,674	24,258
P7	28,509	25,780
S1	25,620	20,736
S2	23,431	19,780
S3	17,411	15,600
S4	12,993	12,521
S5	9,702	6,504
S6	5,689	5,646
ASN P	272	42
ASN S	273	98
Total	260,335	209,864

Distinct Deliverers⁵ by Type

	Paid	Voluntary
Teachers	3	187
PE Spec	1	81
Other School	1	47
Parents	4	347
Club Coach	24	170
Prof Sess. Coach	49	12
Students	2	50
Pupils	5	534
SDO	3	
Other	11	56
Total	103	1,484

Distinct Participants² by Gender

Male	8,622
Female	7,574
Total	16,196