

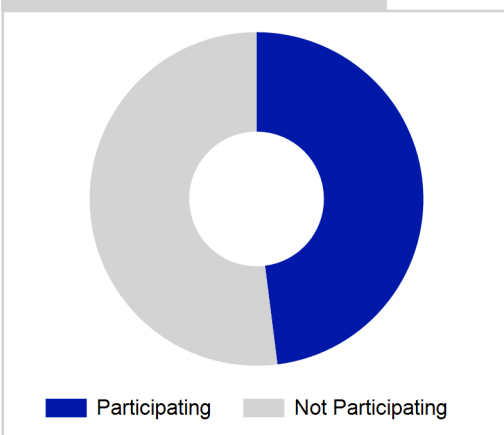
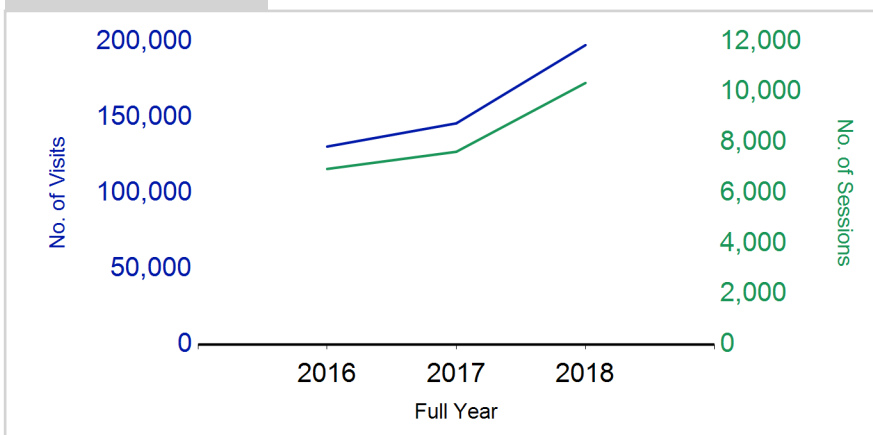
Term Report: North Ayrshire Council

Academic Year : 2018/19, Term(s) : Full Year

Sport for Life

sportscotland
 the national agency for sport

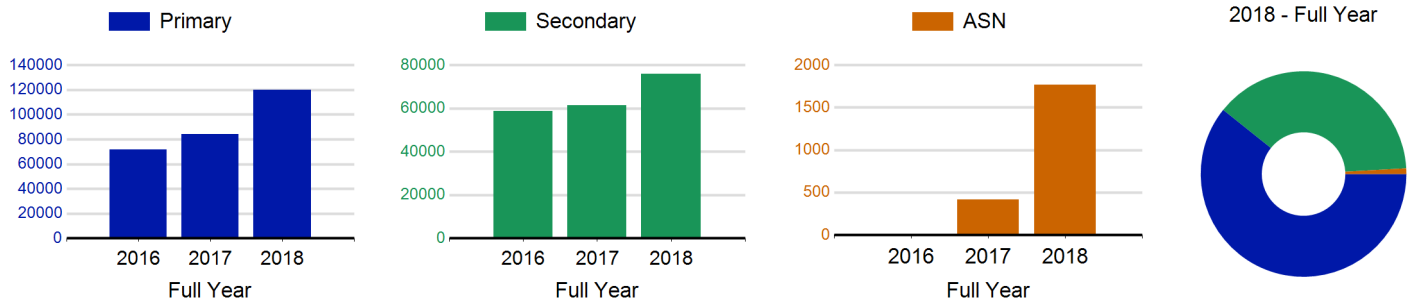
% School Roll Participating

Visits¹

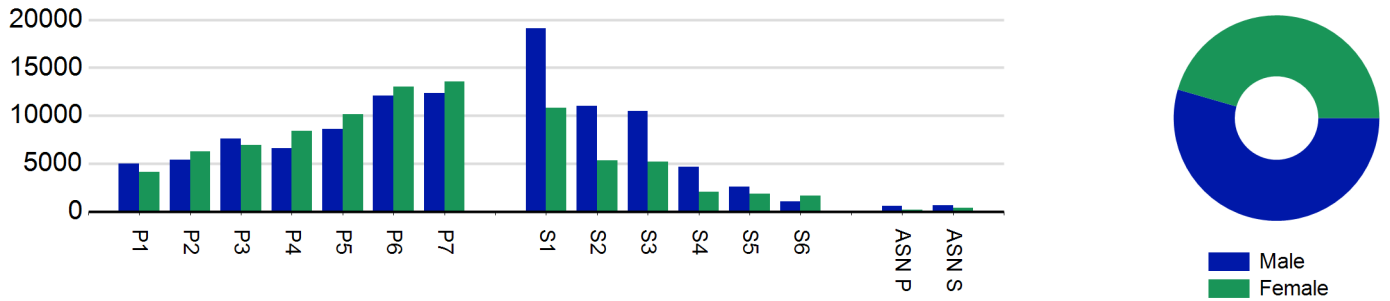
	2016 Full Year	2017 Full Year	2018 Full Year
Sessions	6,955	7,635	10,360
% Purely voluntary	88%	86%	86%
Blocks ³	826	1012	1276
Sessions / Block ⁴	8.4	7.5	8.1
Different Activities	55	45	54
Visits¹	130,677	146,014	197,641
% Female	44%	45%	46%
Participants²	6,665	7,765	8,774
Total School Roll	18,300	18,265	18,190
% Participating	36%	43%	48%
Deliverers⁵	488	601	710
% Volunteers	91%	95%	95%
Qualified Volunteers	232	280	427
Secondary Pupils	138	175	291
Total Deliverer Sessions ⁶	12,579	14,870	19,921
Avg. Deliverers Sessions / Deliverers	25.8	24.7	28.1
School Club Links	384	508	486
Schools with at least one link	60	60	60
Clubs with at least one link	68	82	86

1. Visits are the number of times pupils have attended activities. These figures do not represent the participant figure, and instead should only be taken as indicative of participation.
 2. Participants are pupils who have attended at least one session of Active Schools supported activity across the selected year/term (whether this was in a single or multiple school activity).
 3. Activities are recorded in ASMO as 'blocks' which are made up of a group of 'sessions'.
 4. The Avg Sessions / Blocks figure shows the average number of sessions within a block.
 5. Deliverers are people who have delivered at least one session of Active Schools supported activity across the selected year/term.
 6. Deliverer Sessions are the 'visits' deliverers have made to activities. These figures do not represent the total deliverer figure, and should only be taken as indicative of delivery. Deliverer information is only available at the local authority level.
 7. School Roll details are taken from the Pupil Census as at September of the Academic Year. Summaries available at <http://www.gov.scot/topics/statistics/browse/school-education/datasets>
 8. Participant data collection 2011 onwards.

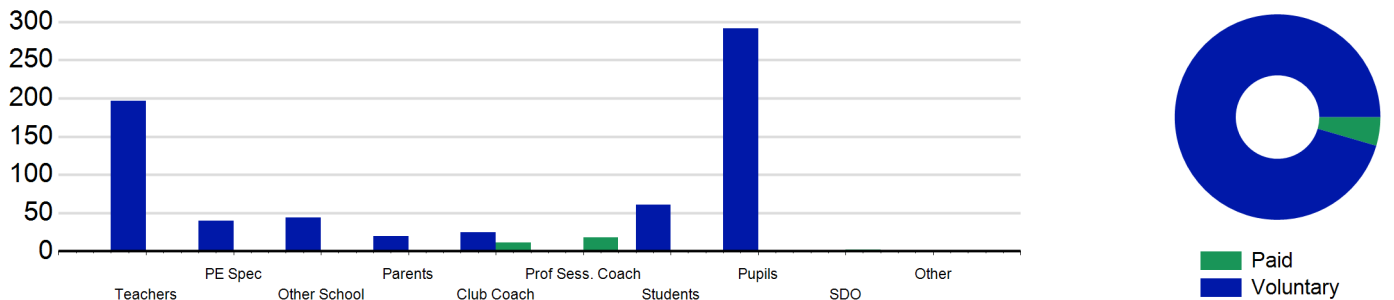
Visits₁ by School Type



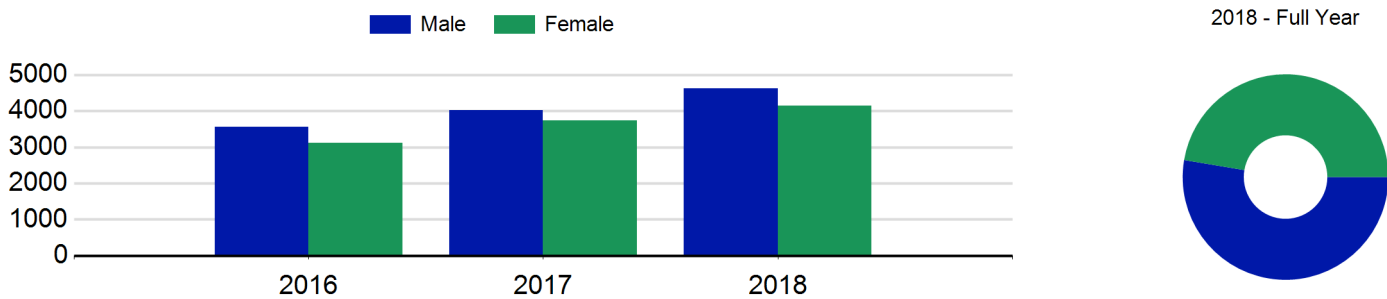
Visits₁ by Year Group and Sex



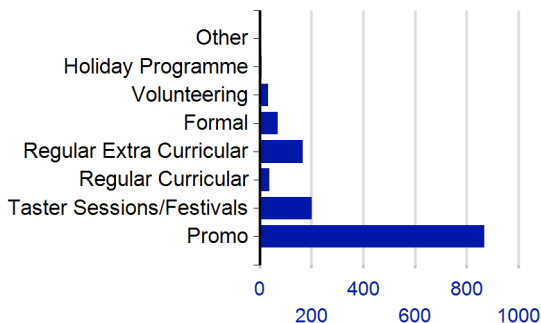
Deliverers



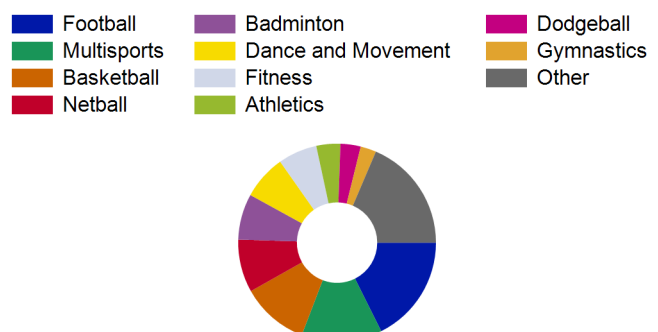
Participants₂ by Sex



School/Club Links



Top 10 Activities. by Visits₁



Term Report: North Ayrshire Council

Academic Year : 2018/19, Term(s) : Full Year

Sport for Life

sportscotland
the national agency for sport

Visits¹ by Year Group and Sex

	Male	Female
P1	4,978	4,138
P2	5,386	6,270
P3	7,601	6,902
P4	6,608	8,418
P5	8,625	10,138
P6	12,060	13,038
P7	12,340	13,532
S1	19,126	10,822
S2	11,000	5,336
S3	10,466	5,182
S4	4,669	2,074
S5	2,561	1,879
S6	1,054	1,671
ASN P	556	170
ASN S	657	384
Total	107,687	89,954

Deliverers⁵ by Type

	Paid	Voluntary
Teachers	0	197
PE Spec	0	40
Other School	0	44
Parents	1	20
Club Coach	11	25
Prof Sess. Coach	18	0
Students	0	61
Pupils	0	291
SDO	2	0
Other	0	0
Total	32	678

Participants² by Sex

Male	4,631
Female	4,143
Total	8,774

