

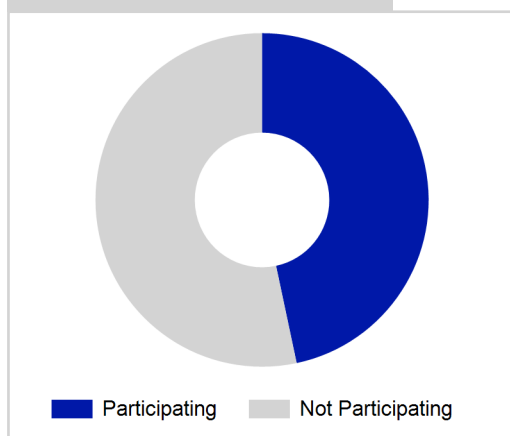
Term Report: Perth & Kinross Council

Academic Year : 2017/18, Term(s) : Full Year

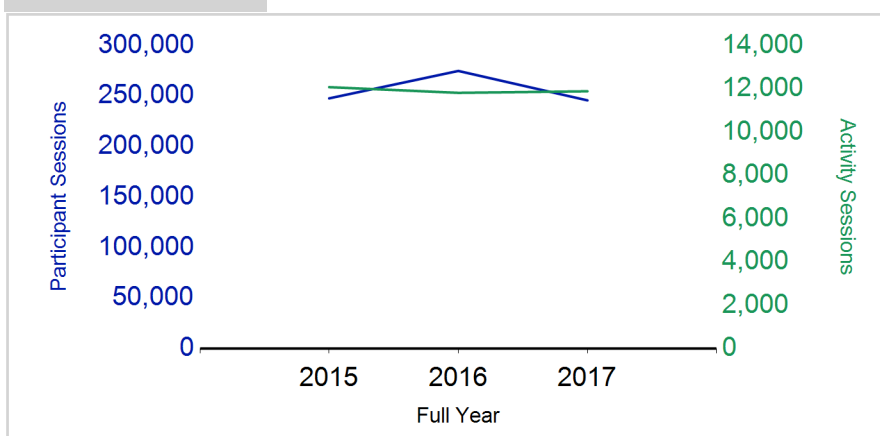
Putting sport first

sportscotland
 the national agency for sport

% School Roll Participating



Participant Sessions¹



	2015 Full Year	2016 Full Year	2017 Full Year
Activity Sessions	12,078	11,814	11,887
% Purely voluntary	92%	94%	90%
Activity Session Blocks ³	1278	1238	1312
Avg. Activity Sessions / Block ⁴	9.5	9.5	9.1
Different Activities	59	53	59
Participant Sessions¹	247,694	274,854	245,713
% Female	47%	47%	47%
Distinct Participants²	7,888	8,464	8,778
Total School Roll	17,821	18,013	17,918
% Participating	44%	47%	49%
Distinct Deliverers⁵	906	947	984
% Volunteers	94%	96%	98%
Qualified Volunteers	454	496	414
Secondary Pupils	252	284	334
Total Deliverer Sessions ⁶	25,535	25,327	25,377
Avg. Deliverers Sessions / Deliverers	28.2	26.7	25.8
School Club Links	765	690	722
Schools with at least one link	84	82	81
Clubs with at least one link	115	122	122

1. Participant Sessions are the 'visits' pupils have made to activities. These figures do not represent the distinct pupils, and should only be taken as indicative of participation.

2. Distinct participants are pupils who have attended at least one session of Active Schools supported activity across the selected year/term (whether this was in a single or multiple school activity).

3. Activities are recorded in ASMO as 'Activity Session Blocks' which describe a group who meet to take part in an activity.

4. The Average Activity Sessions/Block figure shows the average length of a block (i.e. how many weeks did the average block run for?)

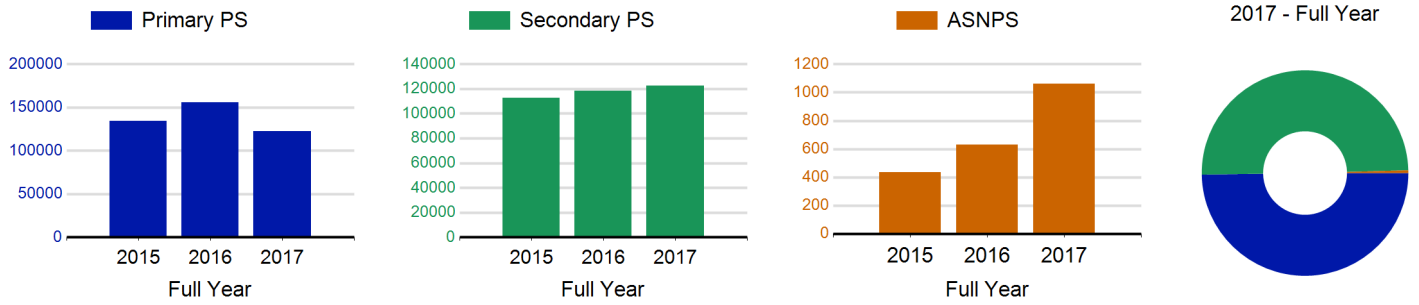
5. Distinct Deliverers are deliverers who have delivered at least one session of Active Schools supported activity across the selected year/term.

6. Deliverer Sessions are the 'visits' deliverers have made to activities. These figures do not represent the distinct deliverers, and should only be taken as indicative of delivery. Distinct deliverer information is only available at the local authority level.

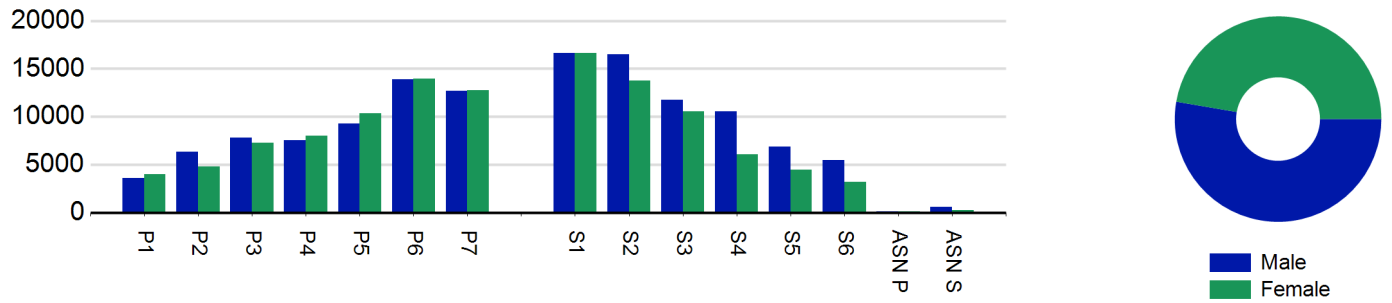
7. School Roll details are taken from the Pupil Census as at September of the Academic Year. Summaries available at <http://www.gov.scot/topics/statistics/browse/school-education/datasets>

8. Distinct Participant data collection 2011 onwards

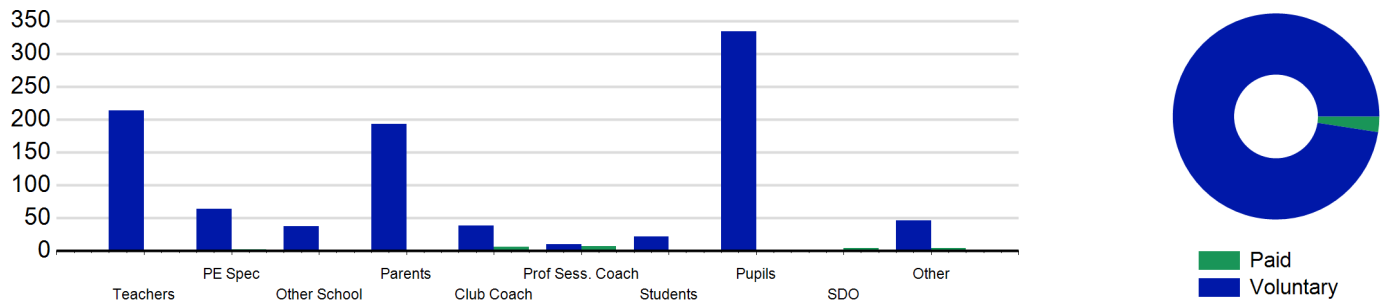
Participant Sessions¹ by School Type



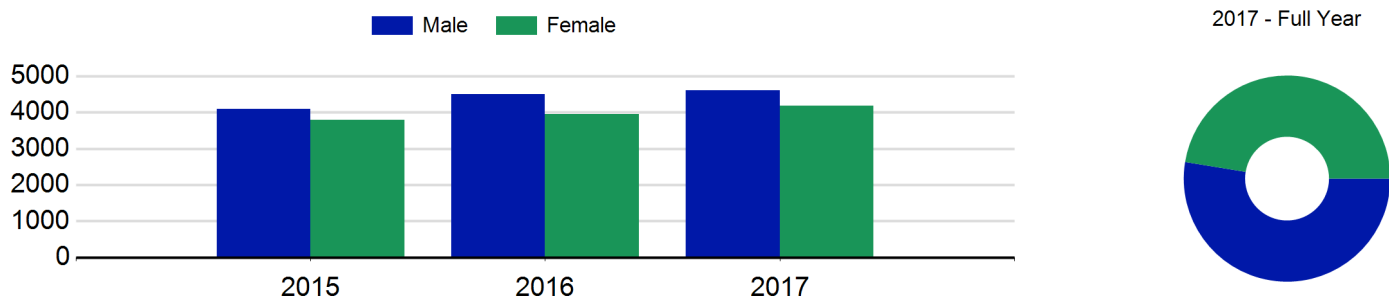
Participant Sessions¹ by Year Group and Gender



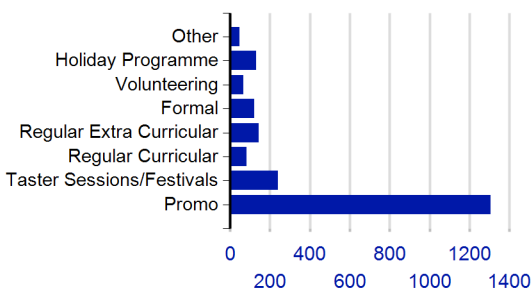
Distinct Deliverers



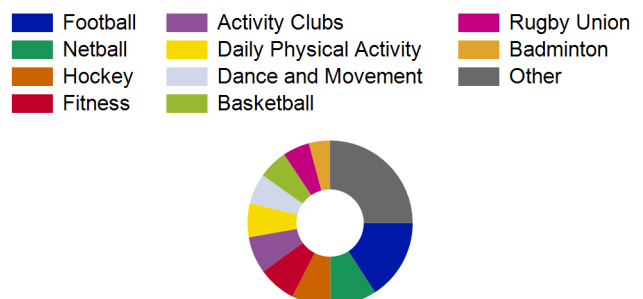
Distinct Participants² by Gender



School/Club Links



Top 10 Activities. by Participant Sessions¹



Term Report: Perth & Kinross Council

Academic Year : 2017/18, Term(s) : Full Year

Putting sport first

sportscotland
the national agency for sport

Participant Sessions¹ by Year Group and Gender

	Male	Female
P1	3,557	3,981
P2	6,327	4,821
P3	7,771	7,297
P4	7,519	8,002
P5	9,269	10,346
P6	13,924	13,965
P7	12,703	12,757
S1	16,654	16,609
S2	16,480	13,784
S3	11,737	10,537
S4	10,540	6,067
S5	6,852	4,468
S6	5,464	3,221
ASN P	135	105
ASN S	569	252
Total	129,501	116,212

Distinct Deliverers⁵ by Type

	Paid	Voluntary
Teachers	1	214
PE Spec	2	64
Other School		38
Parents		193
Club Coach	6	39
Prof Sess. Coach	7	10
Students		22
Pupils		334
SDO	4	
Other	4	46
Total	24	960

Distinct Participants² by Gender

Male	4,604
Female	4,174
Total	8,778