

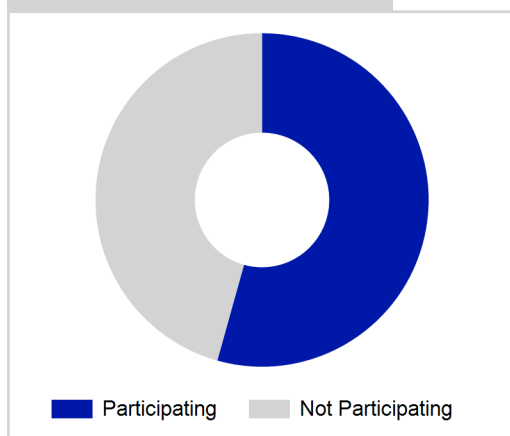
Term Report: Stirling Council

Academic Year : 2017/18, Term(s) : Full Year

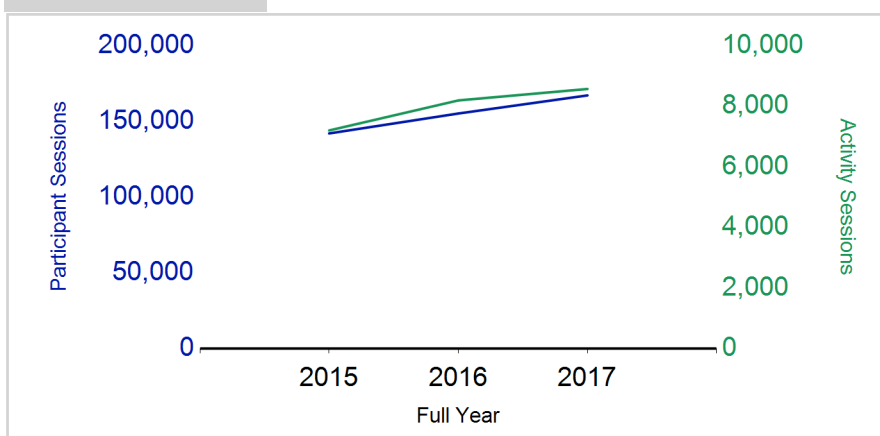
Putting sport first

sportscotland
 the national agency for sport

% School Roll Participating



Participant Sessions¹



	2015 Full Year	2016 Full Year	2017 Full Year
Activity Sessions	7,198	8,189	8,567
% Purely voluntary	87%	85%	81%
Activity Session Blocks ³	872	1020	1099
Avg. Activity Sessions / Block ⁴	8.3	8.0	7.8
Different Activities	40	48	46
Participant Sessions¹	141,991	155,146	167,103
% Female	47%	47%	49%
Distinct Participants²	6,249	6,735	7,246
Total School Roll	12,355	12,395	12,466
% Participating	51%	54%	58%
Distinct Deliverers⁵	545	627	578
% Volunteers	90%	95%	95%
Qualified Volunteers	226	215	186
Secondary Pupils	215	244	250
Total Deliverer Sessions ⁶	15,510	17,169	16,692
Avg. Deliverers Sessions / Deliverers	28.5	27.4	28.9
School Club Links	532	574	506
Schools with at least one link	47	46	46
Clubs with at least one link	79	82	75

1. Participant Sessions are the 'visits' pupils have made to activities. These figures do not represent the distinct pupils, and should only be taken as indicative of participation.

2. Distinct participants are pupils who have attended at least one session of Active Schools supported activity across the selected year/term (whether this was in a single or multiple school activity).

3. Activities are recorded in ASMO as 'Activity Session Blocks' which describe a group who meet to take part in an activity.

4. The Average Activity Sessions/Block figure shows the average length of a block (i.e. how many weeks did the average block run for?)

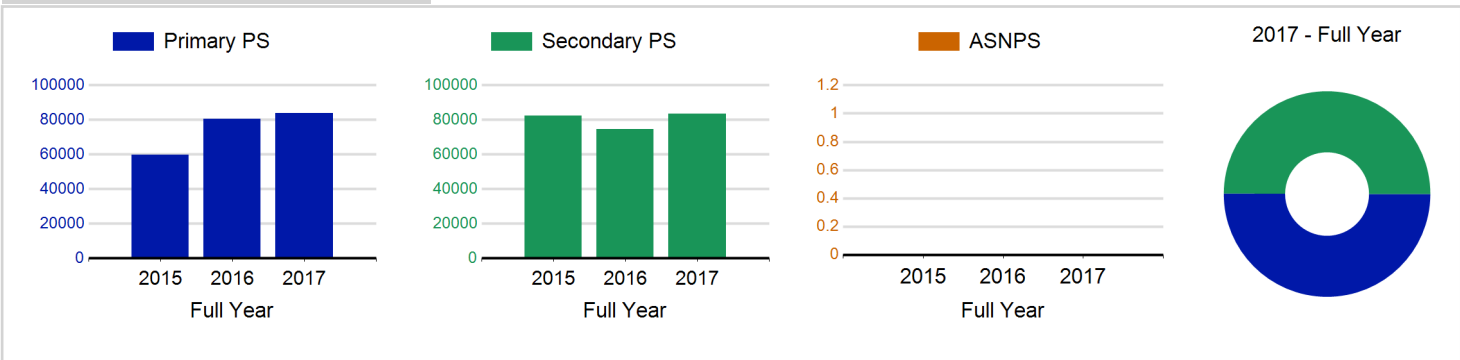
5. Distinct Deliverers are deliverers who have delivered at least one session of Active Schools supported activity across the selected year/term.

6. Deliverer Sessions are the 'visits' deliverers have made to activities. These figures do not represent the distinct deliverers, and should only be taken as indicative of delivery. Distinct deliverer information is only available at the local authority level.

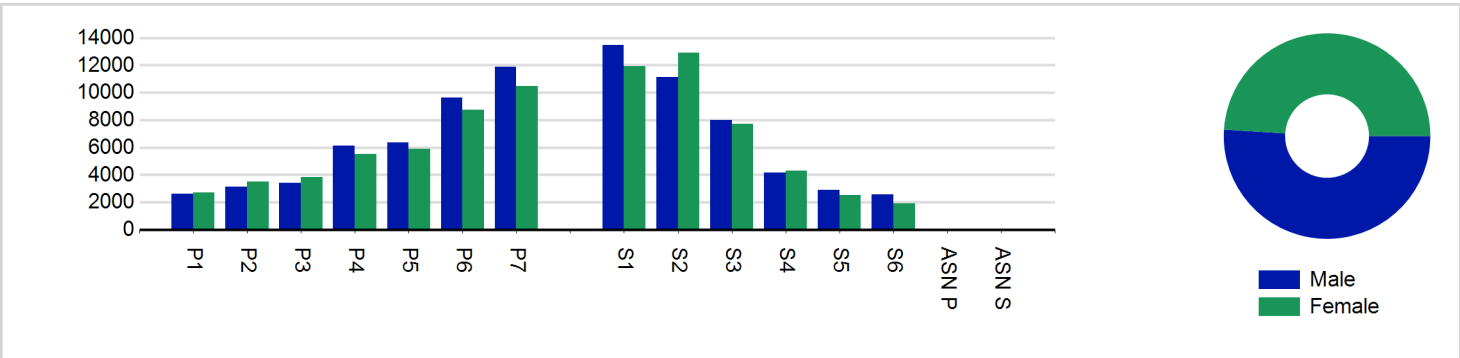
7. School Roll details are taken from the Pupil Census as at September of the Academic Year. Summaries available at <http://www.gov.scot/topics/statistics/browse/school-education/datasets>

8. Distinct Participant data collection 2011 onwards

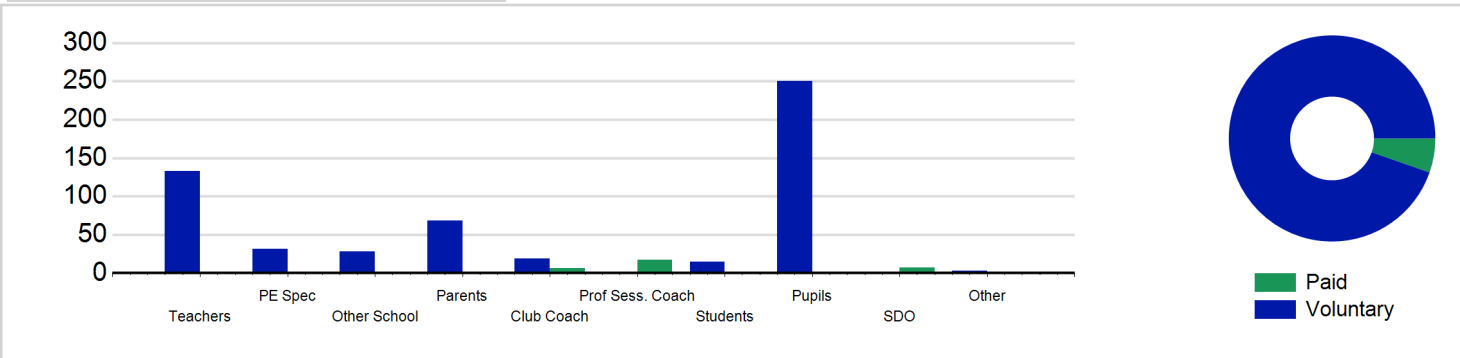
Participant Sessions₁ by School Type



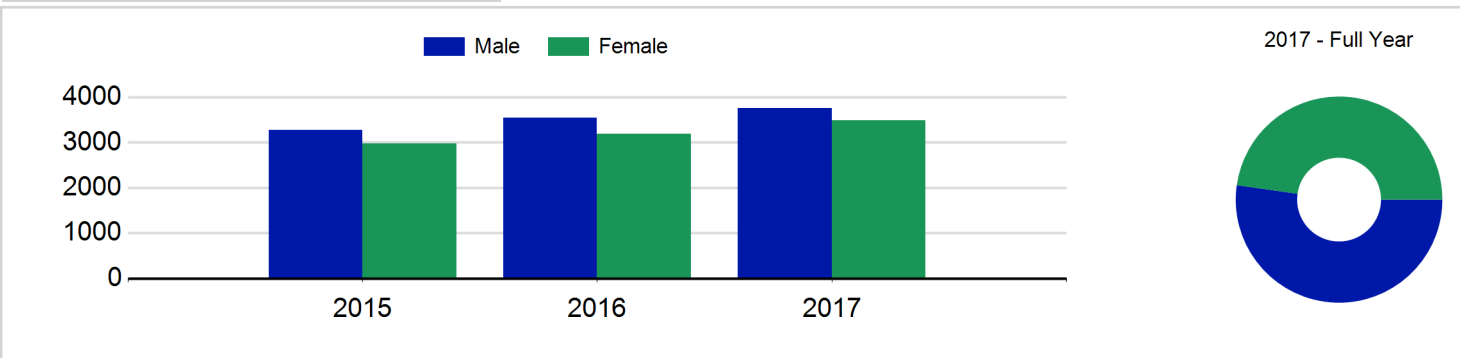
Participant Sessions₁ by Year Group and Gender



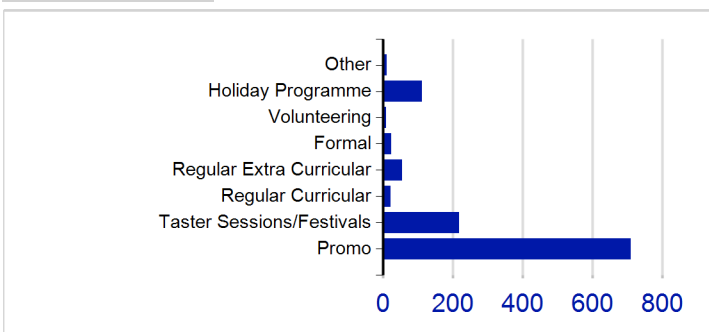
Distinct Deliverers



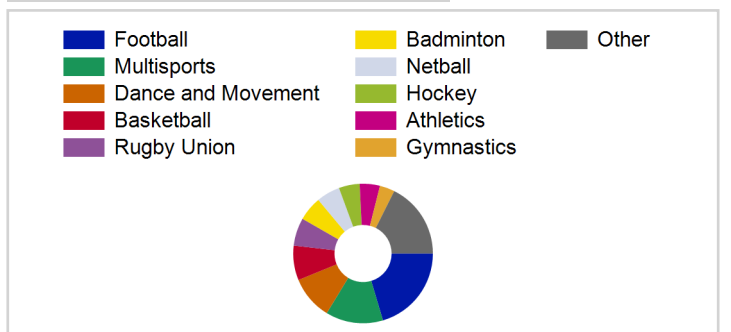
Distinct Participants₂ by Gender



School/Club Links



Top 10 Activities. by Participant Sessions₁



Term Report: Stirling Council

Academic Year : 2017/18, Term(s) : Full Year

Putting sport first

sportscotland
the national agency for sport

Participant Sessions¹ by Year Group and Gender

	Male	Female
P1	2,618	2,722
P2	3,136	3,499
P3	3,413	3,802
P4	6,102	5,502
P5	6,334	5,868
P6	9,630	8,742
P7	11,867	10,464
S1	13,456	11,937
S2	11,133	12,920
S3	7,976	7,730
S4	4,163	4,285
S5	2,866	2,490
S6	2,546	1,902
ASN P		
ASN S		
Total	85,240	81,863

Distinct Deliverers⁵ by Type

	Paid	Voluntary
Teachers		133
PE Spec		31
Other School	1	28
Parents		68
Club Coach	6	19
Prof Sess. Coach	17	
Students		15
Pupils		250
SDO	7	
Other		3
Total	31	547

Distinct Participants² by Gender

Male	3,751
Female	3,495
Total	7,246