

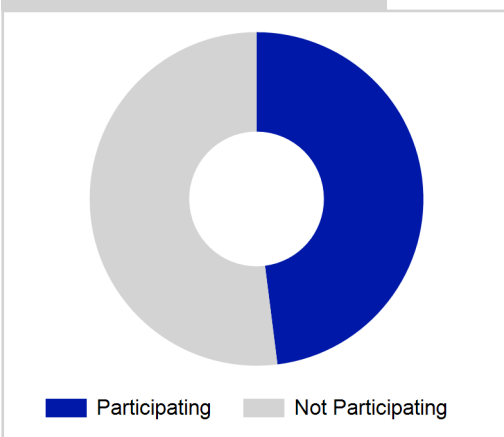
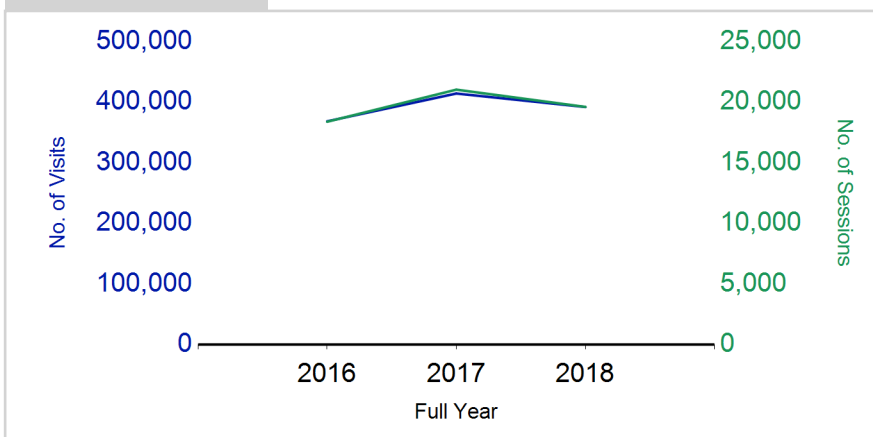
Term Report: South Lanarkshire Council

Academic Year : 2018/19, Term(s) : Full Year

Sport for Life

sportscotland
 the national agency for sport

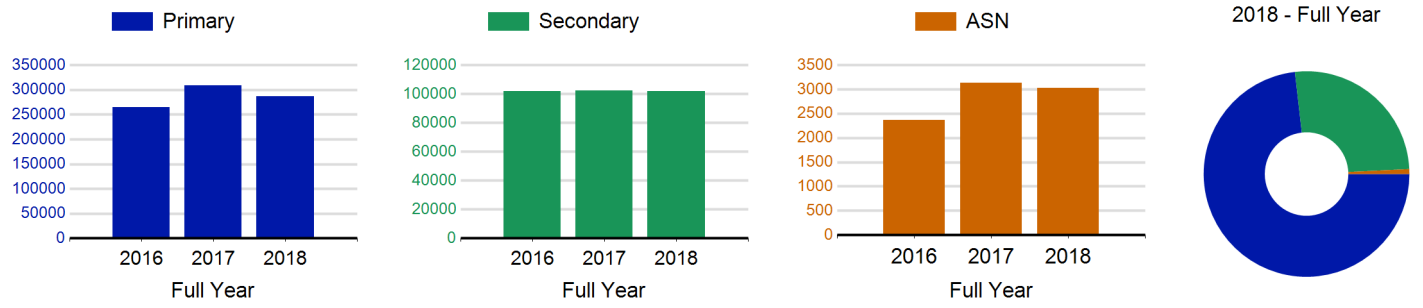
% School Roll Participating

Visits¹

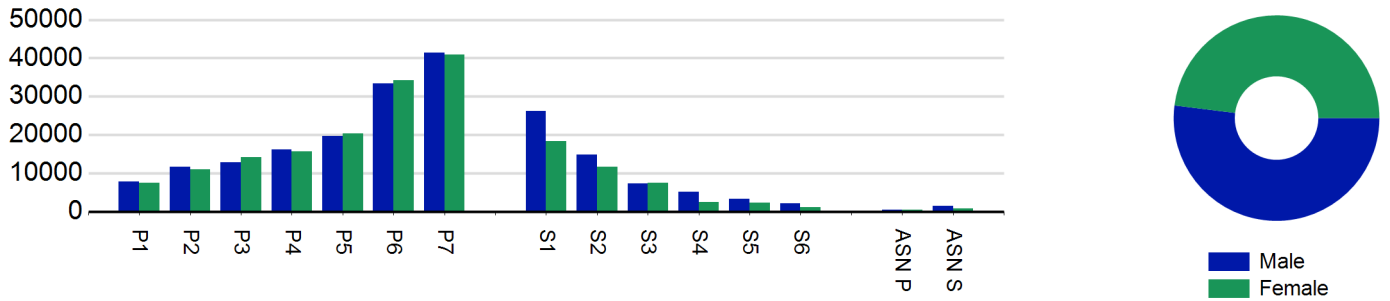
	2016 Full Year	2017 Full Year	2018 Full Year
Sessions	18,382	21,032	19,609
% Purely voluntary	86%	85%	86%
Blocks ³	2381	2805	2673
Sessions / Block ⁴	7.7	7.5	7.3
Different Activities	60	58	64
Visits¹	368,390	414,258	391,952
% Female	48%	49%	48%
Participants²	20,130	21,407	21,158
Total School Roll	43,821	44,065	44,204
% Participating	46%	49%	48%
Deliverers⁵	1,056	1,124	1,209
% Volunteers	89%	96%	97%
Qualified Volunteers	405	344	298
Secondary Pupils	204	249	282
Total Deliverer Sessions ⁶	30,723	34,687	31,606
Avg. Deliverers Sessions / Deliverers	29.1	30.9	26.1
School Club Links	980	932	1,012
Schools with at least one link	143	144	146
Clubs with at least one link	83	83	91

1. Visits are the number of times pupils have attended activities. These figures do not represent the participant figure, and instead should only be taken as indicative of participation.
 2. Participants are pupils who have attended at least one session of Active Schools supported activity across the selected year/term (whether this was in a single or multiple school activity).
 3. Activities are recorded in ASMO as 'blocks' which are made up of a group of 'sessions'.
 4. The Avg Sessions / Blocks figure shows the average number of sessions within a block.
 5. Deliverers are people who have delivered at least one session of Active Schools supported activity across the selected year/term.
 6. Deliverer Sessions are the 'visits' deliverers have made to activities. These figures do not represent the total deliverer figure, and should only be taken as indicative of delivery. Deliverer information is only available at the local authority level.
 7. School Roll details are taken from the Pupil Census as at September of the Academic Year. Summaries available at <http://www.gov.scot/topics/statistics/browse/school-education/datasets>
 8. Participant data collection 2011 onwards.

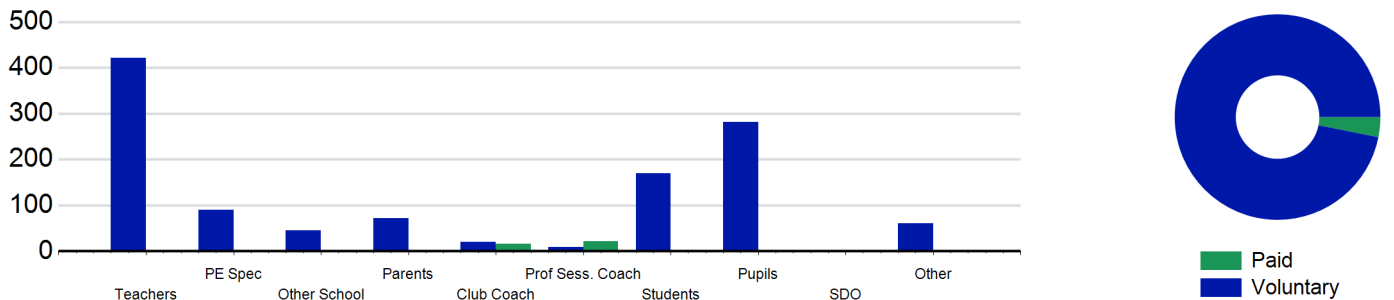
Visits₁ by School Type



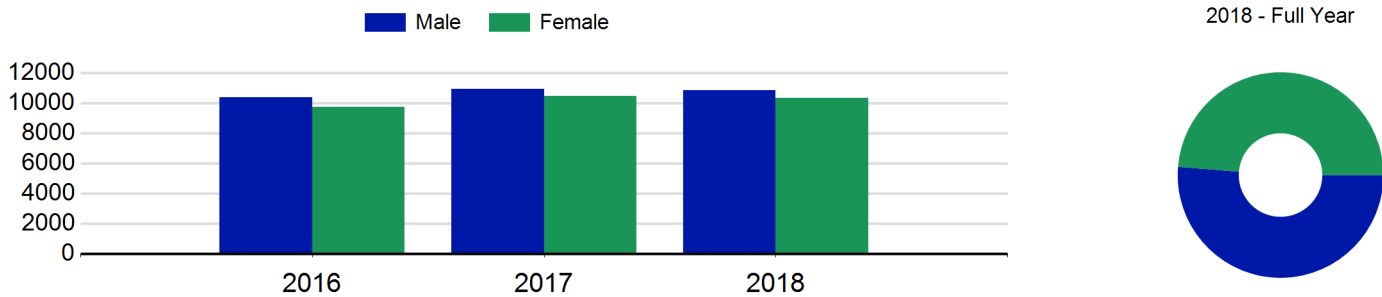
Visits₁ by Year Group and Sex



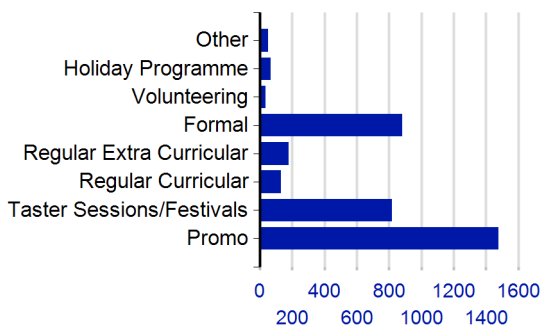
Deliverers



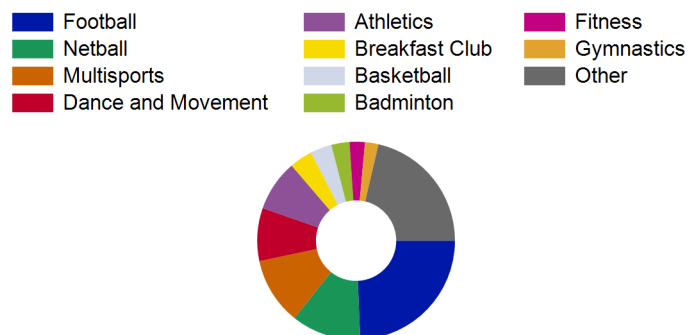
Participants₂ by Sex



School/Club Links



Top 10 Activities. by Visits₁



Term Report: South Lanarkshire Council

Academic Year : 2018/19, Term(s) : Full Year

Sport for Life

sportscotland
the national agency for sport

Visits¹ by Year Group and Sex

	Male	Female
P1	7,832	7,522
P2	11,608	10,899
P3	12,848	14,229
P4	16,205	15,692
P5	19,659	20,400
P6	33,454	34,151
P7	41,394	40,973
S1	26,145	18,393
S2	14,829	11,619
S3	7,375	7,415
S4	5,108	2,385
S5	3,214	2,366
S6	2,063	1,144
ASN P	399	370
ASN S	1,530	731
Total	203,663	188,289

Deliverers⁵ by Type

	Paid	Voluntary
Teachers	0	421
PE Spec	0	90
Other School	0	46
Parents	0	72
Club Coach	16	20
Prof Sess. Coach	22	9
Students	0	170
Pupils	0	282
SDO	0	0
Other	0	61
Total	38	1,171

Participants² by Sex

Male	10,832
Female	10,326
Total	21,158

