

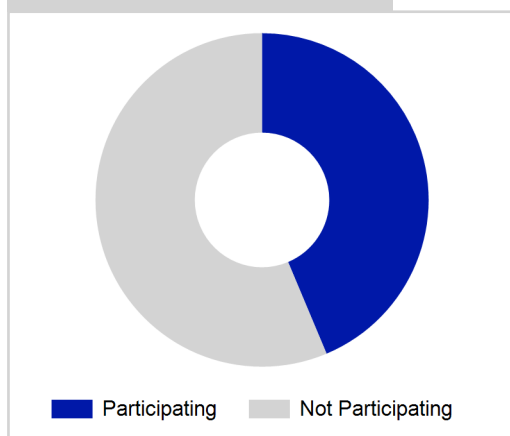
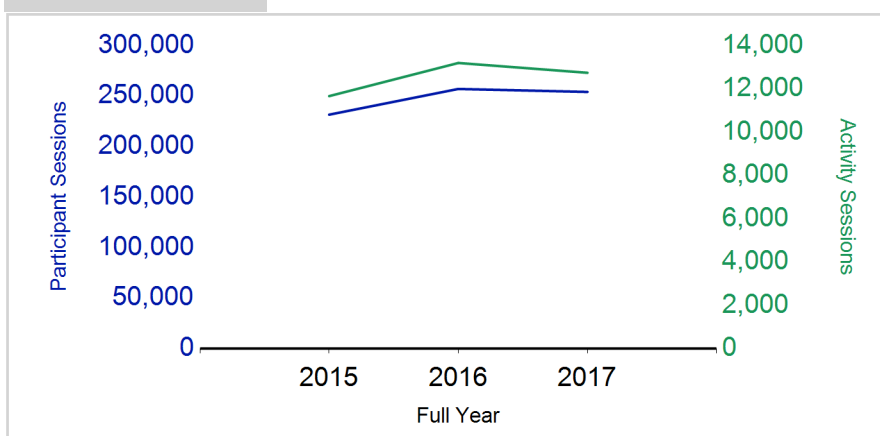
Term Report: Dumfries & Galloway Council

Academic Year : 2017/18, Term(s) : Full Year

Putting sport first

sportscotland
the national agency for sport

% School Roll Participating

Participant Sessions¹

	2015 Full Year	2016 Full Year	2017 Full Year
Activity Sessions	11,663	13,194	12,741
% Purely voluntary	47%	49%	51%
Activity Session Blocks ³	1438	1655	1556
Avg. Activity Sessions / Block ⁴	8.1	8.0	8.2
Different Activities	44	48	44
Participant Sessions¹	231,567	257,032	254,096
% Female	48%	48%	49%
Distinct Participants²	7,878	7,933	8,534
Total School Roll	18,778	18,658	18,754
% Participating	42%	43%	46%
Distinct Deliverers⁵	570	599	558
% Volunteers	84%	84%	85%
Qualified Volunteers	273	242	228
Secondary Pupils	115	111	152
Total Deliverer Sessions ⁶	21,826	26,149	25,583
Avg. Deliverers Sessions / Deliverers	38.3	43.7	45.8
School Club Links	2,414	2,364	2,378
Schools with at least one link	120	117	117
Clubs with at least one link	140	134	143

1. Participant Sessions are the 'visits' pupils have made to activities. These figures do not represent the distinct pupils, and should only be taken as indicative of participation.

2. Distinct participants are pupils who have attended at least one session of Active Schools supported activity across the selected year/term (whether this was in a single or multiple school activity).

3. Activities are recorded in ASMO as 'Activity Session Blocks' which describe a group who meet to take part in an activity.

4. The Average Activity Sessions/Block figure shows the average length of a block (i.e. how many weeks did the average block run for?)

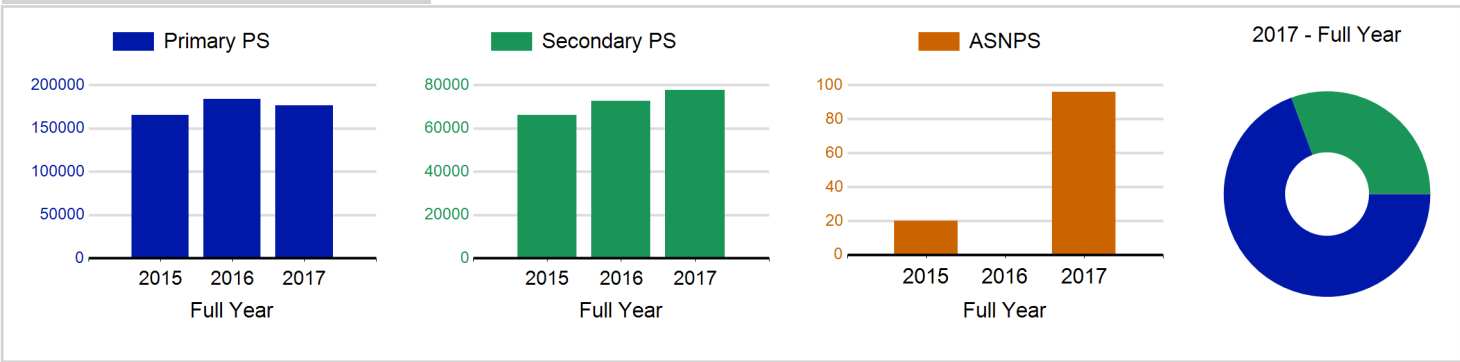
5. Distinct Deliverers are deliverers who have delivered at least one session of Active Schools supported activity across the selected year/term.

6. Deliverer Sessions are the 'visits' deliverers have made to activities. These figures do not represent the distinct deliverers, and should only be taken as indicative of delivery. Distinct deliverer information is only available at the local authority level.

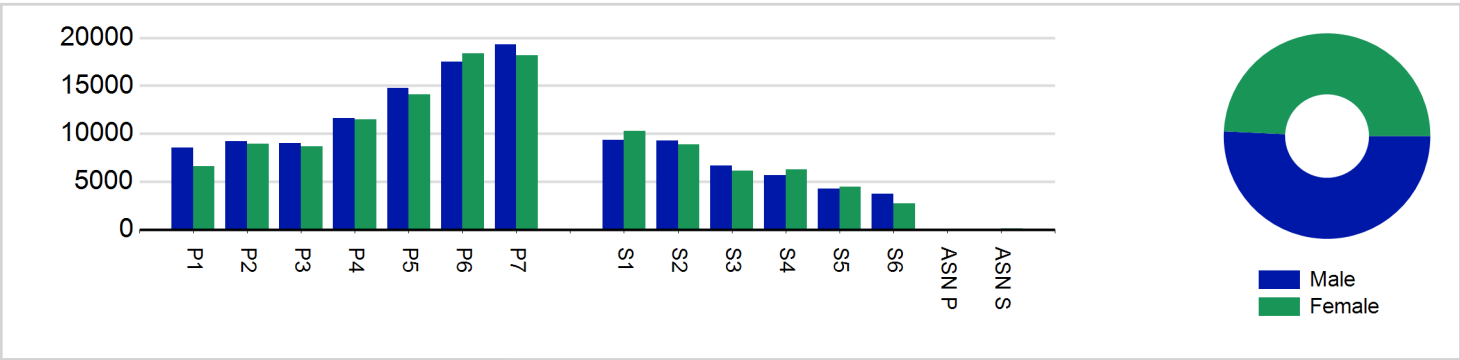
7. School Roll details are taken from the Pupil Census as at September of the Academic Year. Summaries available at <http://www.gov.scot/topics/statistics/browse/school-education/datasets>

8. Distinct Participant data collection 2011 onwards

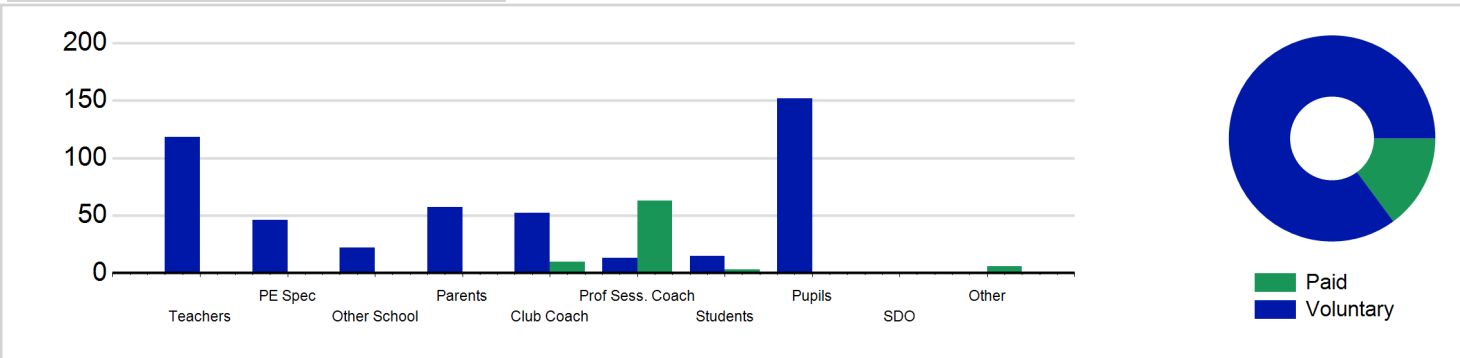
Participant Sessions¹ by School Type



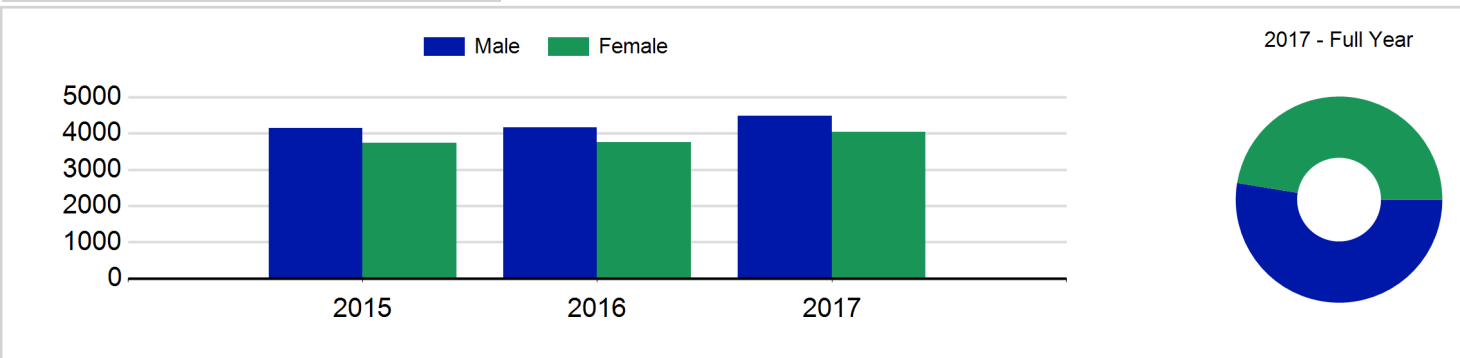
Participant Sessions¹ by Year Group and Gender



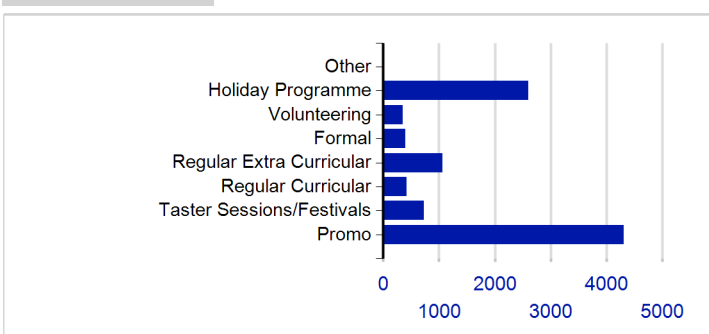
Distinct Deliverers



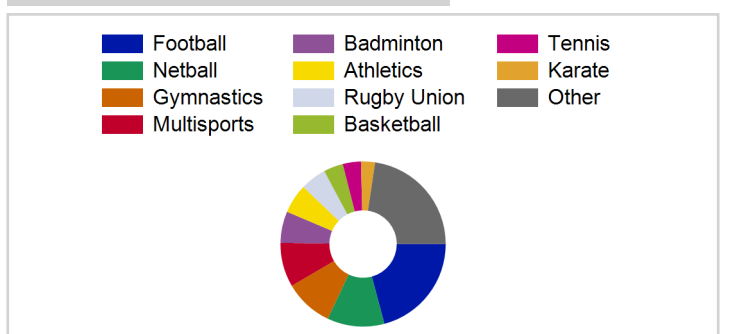
Distinct Participants² by Gender



School/Club Links



Top 10 Activities. by Participant Sessions¹



Term Report: Dumfries & Galloway Council

Academic Year : 2017/18, Term(s) : Full Year

Putting sport first

sportscotland
the national agency for sport

Participant Sessions¹ by Year Group and Gender

	Male	Female
P1	8,510	6,586
P2	9,210	8,941
P3	9,035	8,679
P4	11,619	11,499
P5	14,772	14,112
P6	17,513	18,340
P7	19,286	18,189
S1	9,325	10,288
S2	9,306	8,884
S3	6,681	6,123
S4	5,685	6,239
S5	4,259	4,481
S6	3,694	2,744
ASN P		
ASN S		96
Total	128,895	125,201

Distinct Deliverers² by Type

	Paid	Voluntary
Teachers		118
PE Spec		46
Other School	1	22
Parents		57
Club Coach	10	52
Prof Sess. Coach	63	13
Students	3	15
Pupils		152
SDO		
Other	6	
Total	83	475

Distinct Participants² by Gender

Male	4,487
Female	4,047
Total	8,534