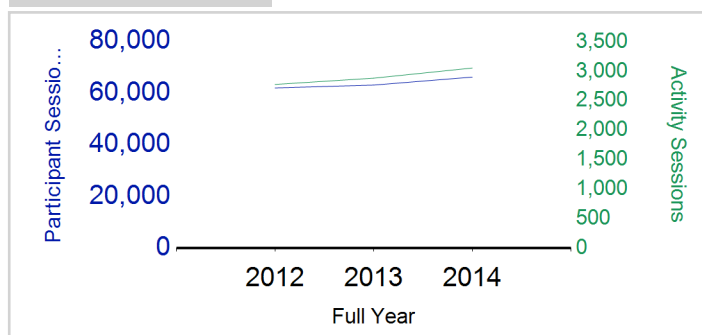


Term Report: Inverclyde Council

Academic Year : 2014/2015, Term(s) : Full Year

Putting Sport First

Participant Sessions¹

	2012 Full Year	2013 Full Year	2014 Full Year
Activity Sessions	2,772	2,878	3,050
% Purely voluntary	68%	73%	72%
Activity Session Blocks ²	388	419	433
Avg Activity Sessions / Blocks ³	7.1	6.9	7.0
Different Activities	29	30	32
Participant Sessions¹	62,014	63,106	66,202
% Female	53%	50%	53%
Distinct Deliverers⁴	143	236	276
% Volunteers	86%	90%	96%
Qualified Volunteers	51	108	125
Secondary Pupils	14	56	67
Total Deliverer Sessions ⁵	4,117	4,795	5,445
Avg Deliverers Sessions / Deliverer	28.8	20.3	19.7
School Club Links	287	233	207
Schools with at least 1 link	30	27	27
Clubs with at least 1 link	35	27	24

1. Participant Sessions are the 'visits' pupils have made to activities. These figures do not represent the distinct pupils, and should only be taken as indicative of participation

2. Activities are recorded in ASMO as 'Activity Session Blocks' which describe a group who meet to take part in an activity.

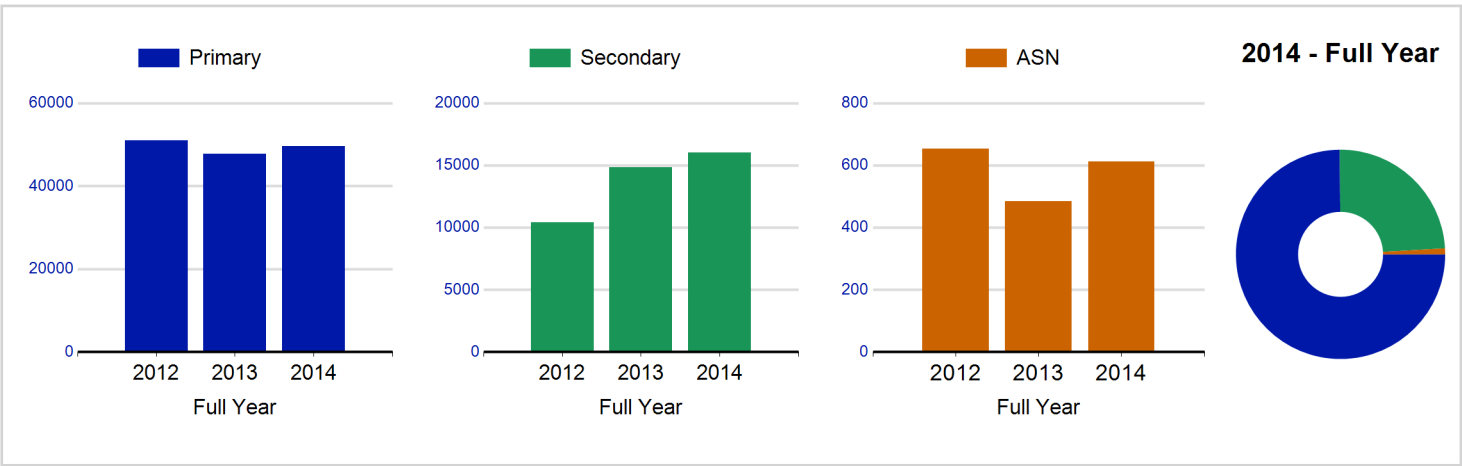
3. The Average Activity Sessions/Block figure shows the average length of a block (i.e. how many weeks did the average block run for?)

4. Distinct Deliverers are deliverers who have delivered at least one session of Active Schools supported activity across the selected year/term.

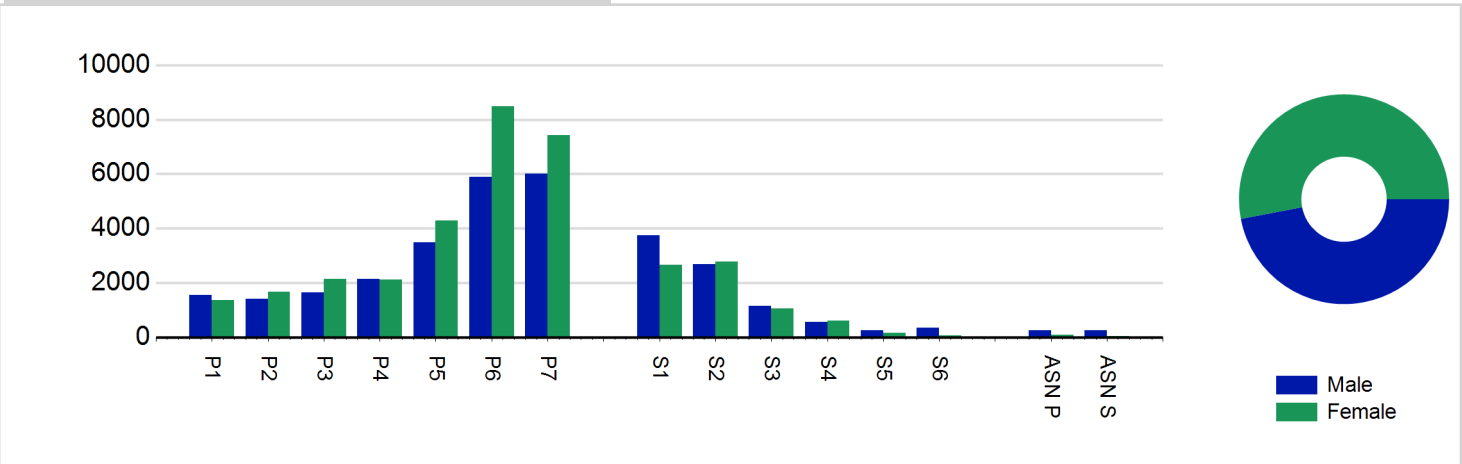
5. Deliverer Sessions are the 'visits' deliverers have made to activities. These figures do not represent the distinct deliverers, and should only be taken as indicative of delivery. Distinct deliverer information is only available at the local authority level.

6. Figures with N/A are not available for the 2008-11 phase of Active Schools. Charts which refer to information pre 2011 will show a huge increase from 0 – this is because we cannot include any 2008-2011 data at this level.

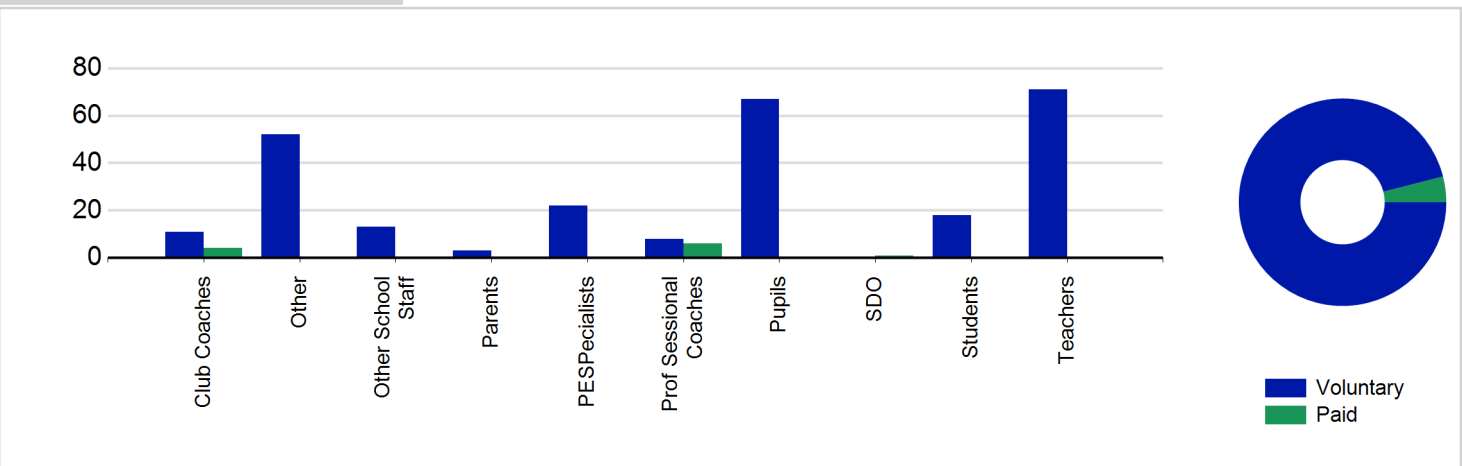
Participant Sessions¹ by School Type



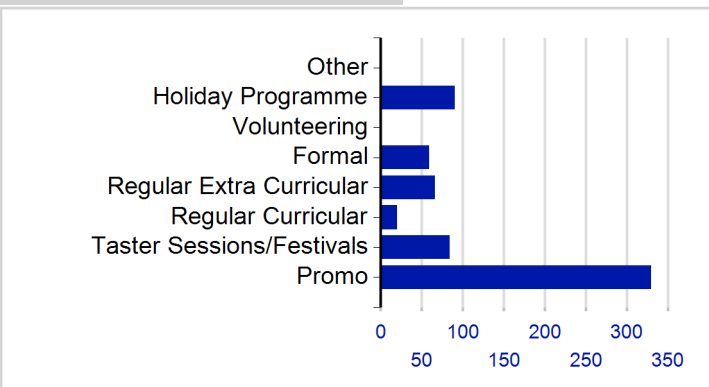
Participant Sessions¹ by Year Group and Gender



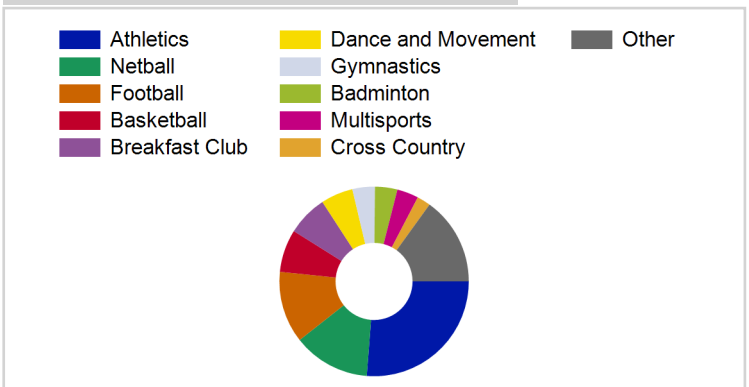
Distinct Deliverers⁴



School/Club Links



Top 10 Activities by Participant Sessions¹



Term Report: Inverclyde Council

Academic Year : 2014/2015, Term(s) : Full Year

Putting Sport First

sportscotland
the national agency for sport

Participant Sessions¹ by Yeargroup and Gender

	Male	Female
P1	1,541	1,357
P2	1,397	1,668
P3	1,649	2,150
P4	2,137	2,109
P5	3,487	4,275
P6	5,894	8,474
P7	6,009	7,418
S1	3,746	2,661
S2	2,671	2,781
S3	1,137	1,044
S4	561	609
S5	259	155
S6	339	63
ASN P	242	76
ASN S	253	40
Total	31,322	34,880

Distinct Deliverers⁴ byType

	Paid	Voluntary
Parents	0	3
Teachers	0	71
PESpecialists	0	22
Other School Staff	0	13
Club Coaches	4	11
Prof Sessional Coaches	6	8
Students	0	18
Pupils	0	67
SDO	1	0
Other	0	52
Total	11	265