

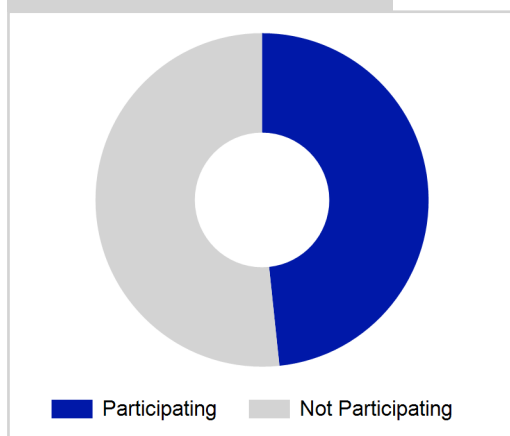
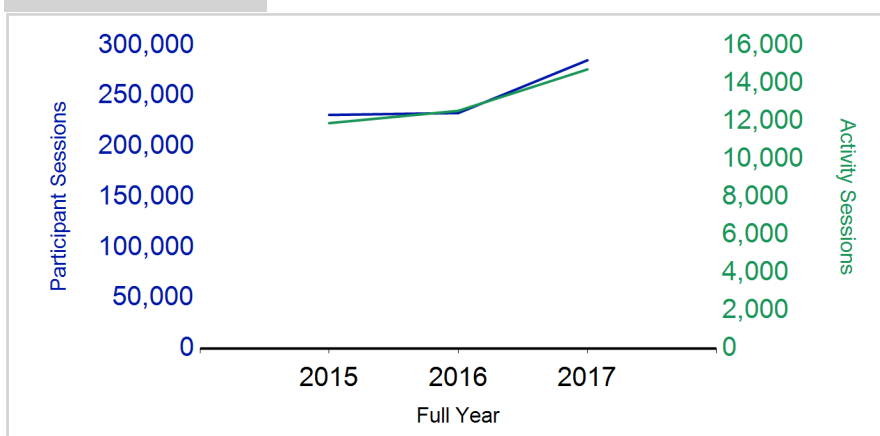
Term Report: Falkirk Council

Academic Year : 2017/18, Term(s) : Full Year

Putting sport first

sportscotland
 the national agency for sport

% School Roll Participating

Participant Sessions¹

	2015 Full Year	2016 Full Year	2017 Full Year
Activity Sessions	11,902	12,553	14,742
% Purely voluntary	87%	85%	84%
Activity Session Blocks ³	1369	1408	1563
Avg. Activity Sessions / Block ⁴	8.7	8.9	9.4
Different Activities	56	56	60
Participant Sessions¹	231,313	233,195	285,433
% Female	51%	47%	49%
Distinct Participants²	10,719	10,381	10,258
Total School Roll	21,371	21,640	21,776
% Participating	50%	48%	47%
Distinct Deliverers⁵	1,406	1,054	947
% Volunteers	96%	93%	92%
Qualified Volunteers	435	367	312
Secondary Pupils	333	333	327
Total Deliverer Sessions ⁶	25,691	25,981	29,529
Avg. Deliverers Sessions / Deliverers	18.3	24.6	31.2
School Club Links	682	593	563
Schools with at least one link	59	59	59
Clubs with at least one link	96	97	82

1. Participant Sessions are the 'visits' pupils have made to activities. These figures do not represent the distinct pupils, and should only be taken as indicative of participation.

2. Distinct participants are pupils who have attended at least one session of Active Schools supported activity across the selected year/term (whether this was in a single or multiple school activity).

3. Activities are recorded in ASMO as 'Activity Session Blocks' which describe a group who meet to take part in an activity.

4. The Average Activity Sessions/Block figure shows the average length of a block (i.e. how many weeks did the average block run for?)

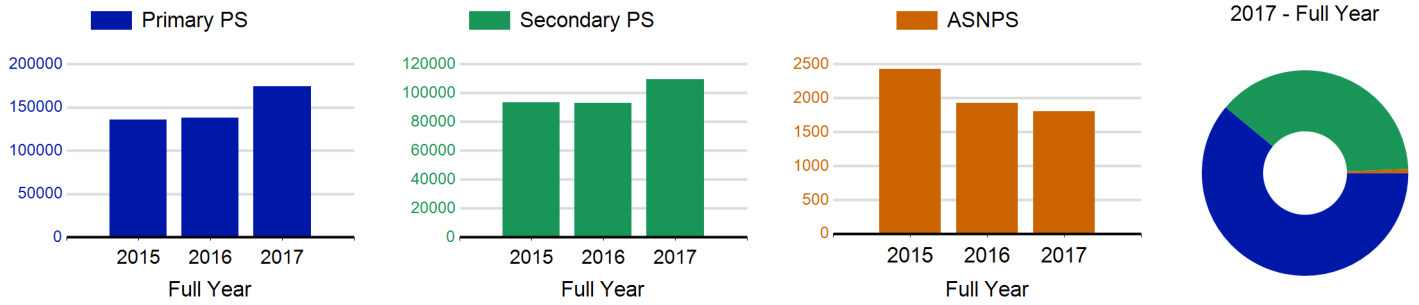
5. Distinct Deliverers are deliverers who have delivered at least one session of Active Schools supported activity across the selected year/term.

6. Deliverer Sessions are the 'visits' deliverers have made to activities. These figures do not represent the distinct deliverers, and should only be taken as indicative of delivery. Distinct deliverer information is only available at the local authority level.

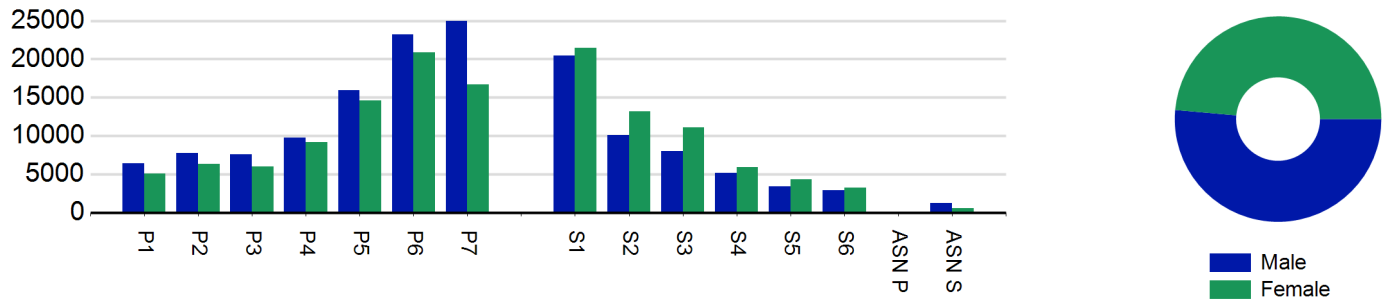
7. School Roll details are taken from the Pupil Census as at September of the Academic Year. Summaries available at <http://www.gov.scot/topics/statistics/browse/school-education/datasets>

8. Distinct Participant data collection 2011 onwards

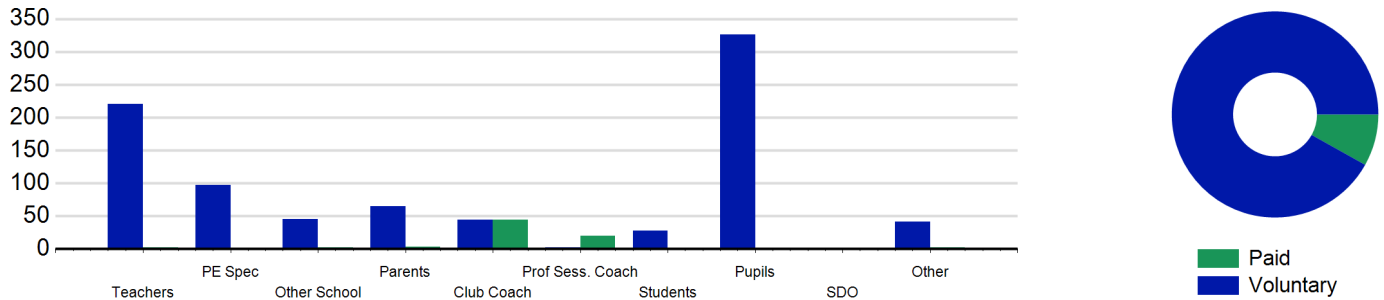
Participant Sessions¹ by School Type



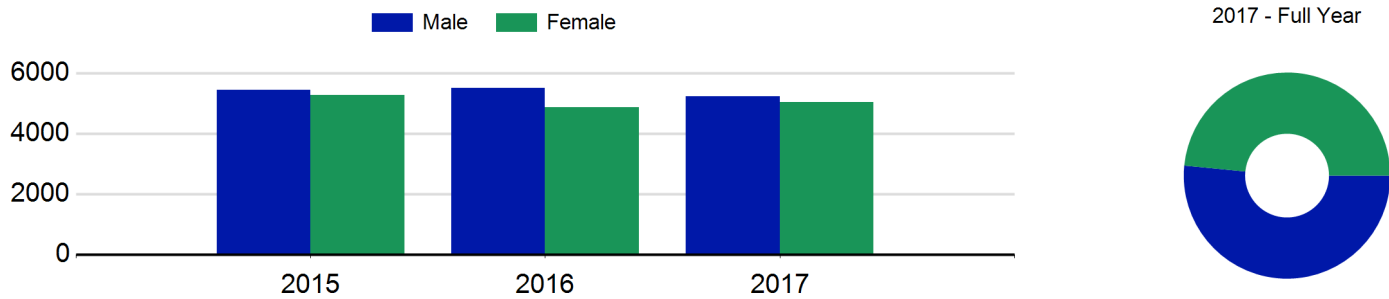
Participant Sessions¹ by Year Group and Gender



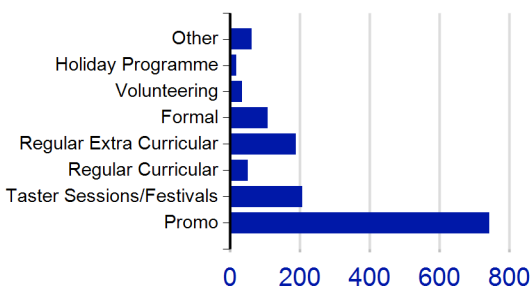
Distinct Deliverers



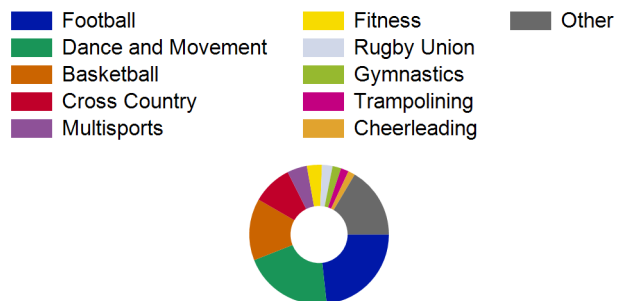
Distinct Participants² by Gender



School/Club Links



Top 10 Activities. by Participant Sessions¹



Term Report: Falkirk Council

Academic Year : 2017/18, Term(s) : Full Year

Putting sport first

sportscotland
the national agency for sport

Participant Sessions¹ by Year Group and Gender

	Male	Female
P1	6,390	5,079
P2	7,712	6,343
P3	7,551	6,015
P4	9,725	9,200
P5	15,906	14,607
P6	23,242	20,880
P7	24,957	16,667
S1	20,495	21,445
S2	10,101	13,174
S3	7,980	11,118
S4	5,176	5,942
S5	3,374	4,360
S6	2,931	3,263
ASN P	10	11
ASN S	1,198	581
Total	146,748	138,685

Distinct Deliverers⁵ by Type

	Paid	Voluntary
Teachers	2	221
PE Spec	1	97
Other School	2	45
Parents	3	65
Club Coach	44	44
Prof Sess. Coach	20	2
Students	1	28
Pupils	1	326
SDO	1	
Other	2	42
Total	77	870

Distinct Participants² by Gender

Male	5,226
Female	5,032
Total	10,258