

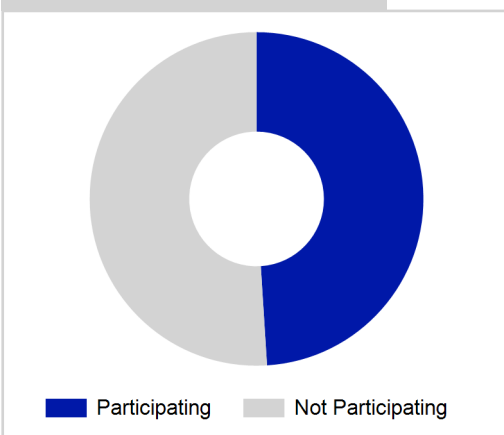
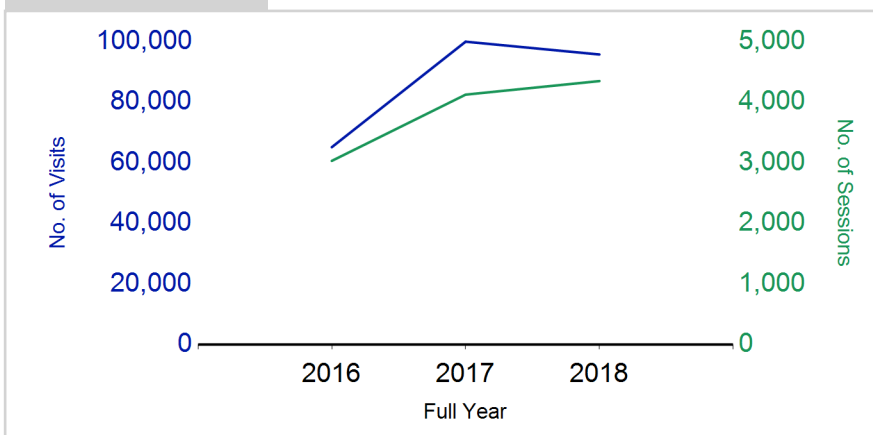
Term Report: Inverclyde Council

Academic Year : 2018/19, Term(s) : Full Year

Sport for Life

sportscotland
 the national agency for sport

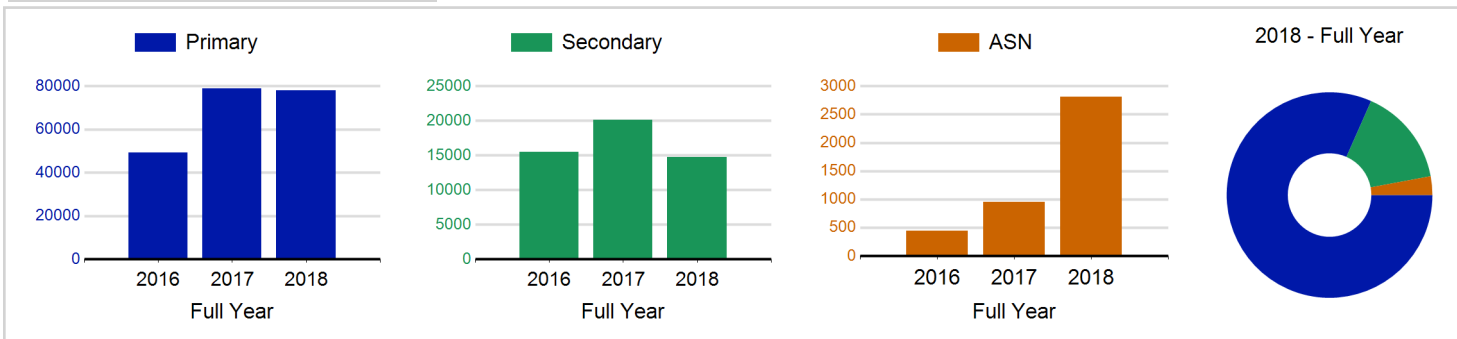
% School Roll Participating

Visits¹

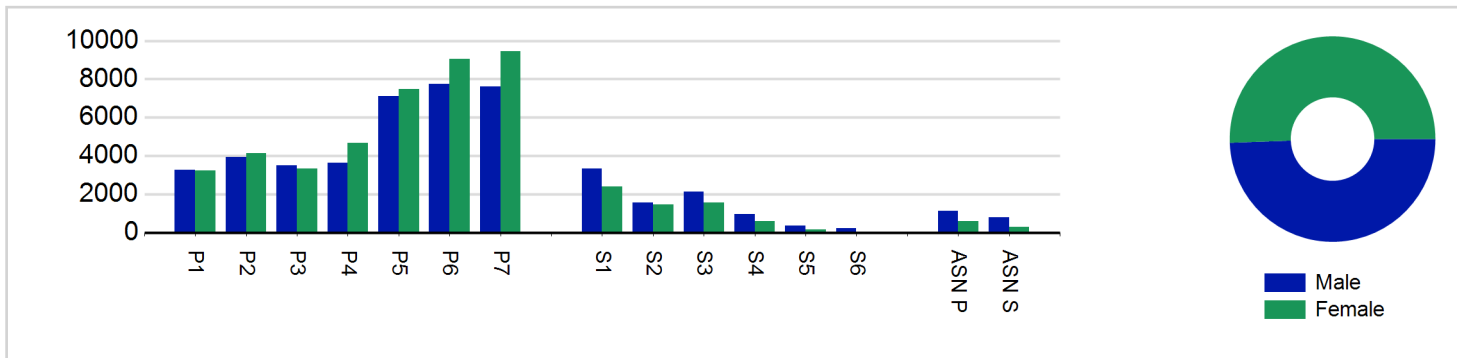
	2016 Full Year	2017 Full Year	2018 Full Year
Sessions	3,031	4,124	4,348
% Purely voluntary	75%	70%	65%
Blocks ³	448	542	616
Sessions / Block ⁴	6.8	7.6	7.1
Different Activities	32	40	43
Visits¹	65,135	99,954	95,725
% Female	51%	51%	51%
Participants²	3,779	4,598	4,806
Total School Roll	9,894	9,860	9,809
% Participating	38%	47%	49%
Deliverers⁵	336	436	396
% Volunteers	93%	90%	89%
Qualified Volunteers	88	64	97
Secondary Pupils	65	61	88
Total Deliverer Sessions ⁶	5,360	7,374	7,859
Avg. Deliverers Sessions / Deliverers	16.0	16.9	19.8
School Club Links	206	200	221
Schools with at least one link	27	27	27
Clubs with at least one link	27	37	34

1. Visits are the number of times pupils have attended activities. These figures do not represent the participant figure, and instead should only be taken as indicative of participation.
 2. Participants are pupils who have attended at least one session of Active Schools supported activity across the selected year/term (whether this was in a single or multiple school activity).
 3. Activities are recorded in ASMO as 'blocks' which are made up of a group of 'sessions'.
 4. The Avg Sessions / Blocks figure shows the average number of sessions within a block.
 5. Deliverers are people who have delivered at least one session of Active Schools supported activity across the selected year/term.
 6. Deliverer Sessions are the 'visits' deliverers have made to activities. These figures do not represent the total deliverer figure, and should only be taken as indicative of delivery. Deliverer information is only available at the local authority level.
 7. School Roll details are taken from the Pupil Census as at September of the Academic Year. Summaries available at <http://www.gov.scot/topics/statistics/browse/school-education/datasets>
 8. Participant data collection 2011 onwards.

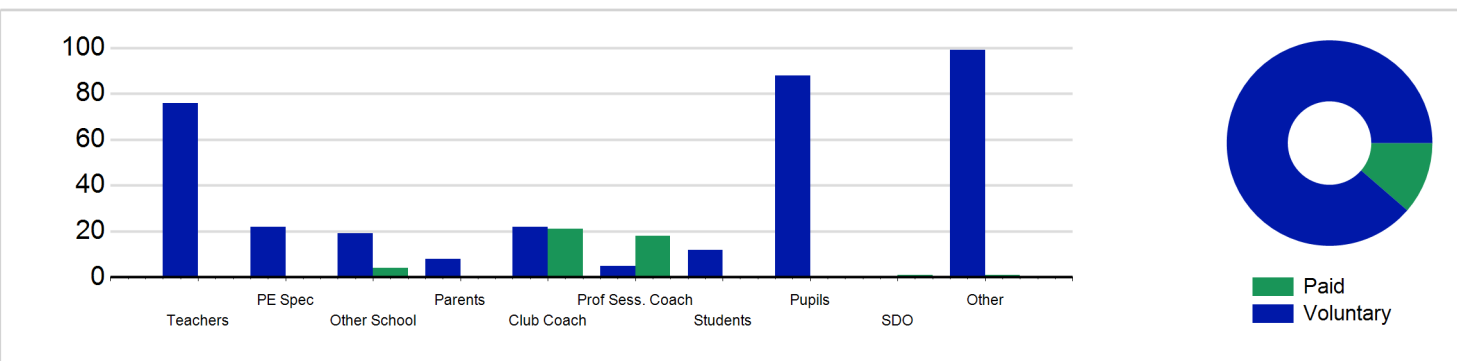
Visits₁ by School Type



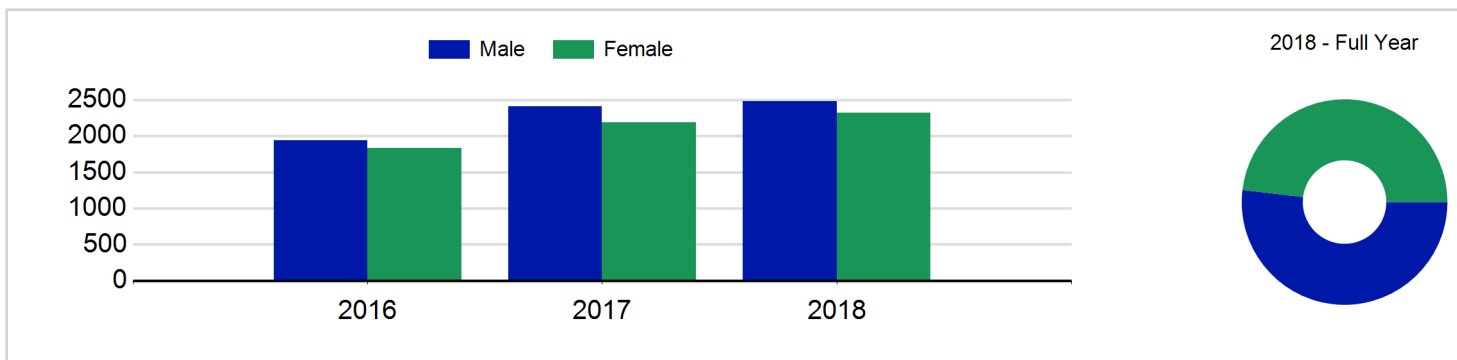
Visits₁ by Year Group and Sex



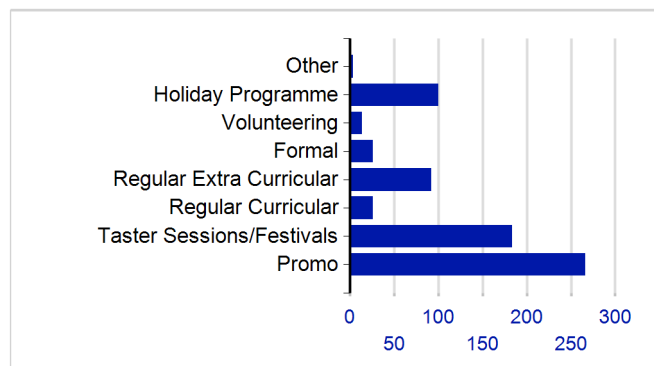
Deliverers



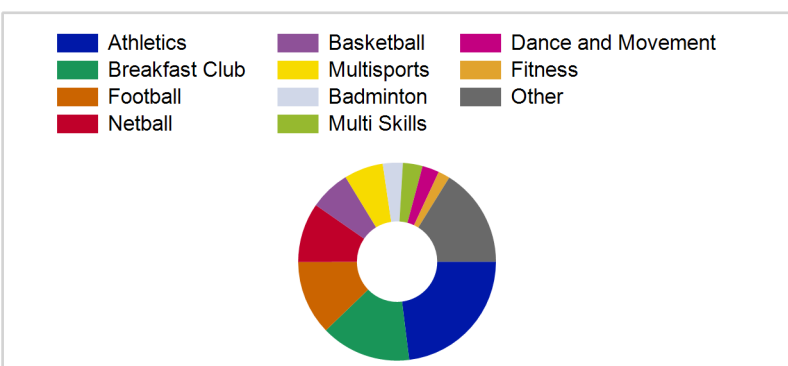
Participants₂ by Sex



School/Club Links



Top 10 Activities. by Visits₁



Term Report: Inverclyde Council

Academic Year : 2018/19, Term(s) : Full Year

Sport for Life

sportscotland
the national agency for sport

Visits¹ by Year Group and Sex

	Male	Female
P1	3,273	3,241
P2	3,934	4,120
P3	3,507	3,333
P4	3,618	4,685
P5	7,099	7,479
P6	7,734	9,040
P7	7,619	9,448
S1	3,343	2,397
S2	1,570	1,469
S3	2,121	1,545
S4	975	583
S5	347	153
S6	239	38
ASN P	1,120	593
ASN S	807	295
Total	47,306	48,419

Deliverers⁵ by Type

	Paid	Voluntary
Teachers	0	76
PE Spec	0	22
Other School	4	19
Parents	0	8
Club Coach	21	22
Prof Sess. Coach	18	5
Students	0	12
Pupils	0	88
SDO	1	0
Other	1	99
Total	45	351

Participants² by Sex

Male	2,484
Female	2,322
Total	4,806

