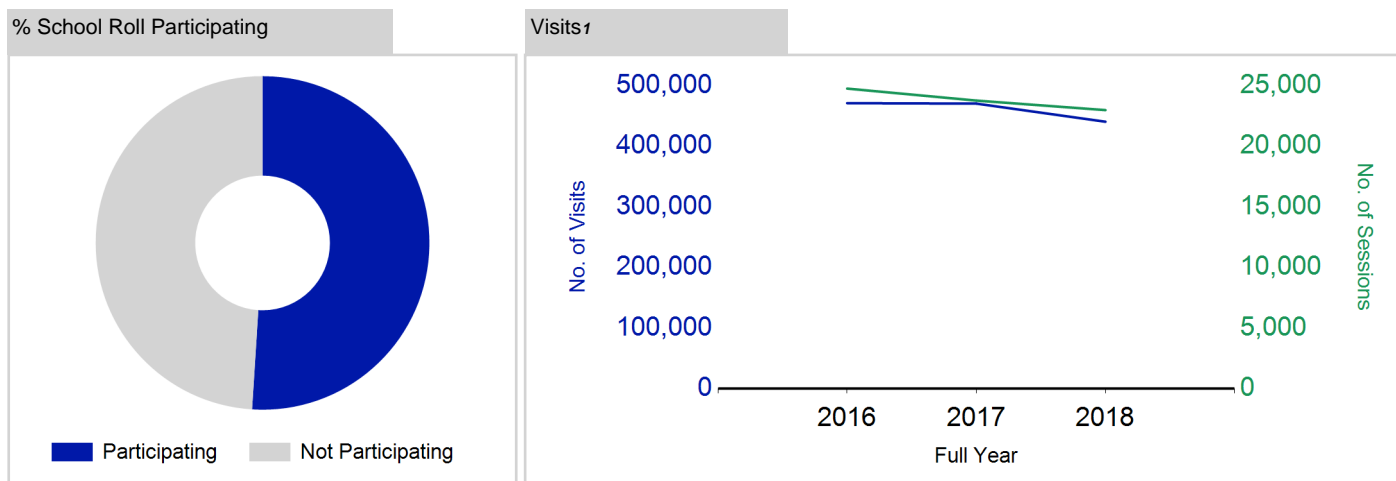


Term Report: Highland Council

Academic Year : 2018/19, Term(s) : Full Year

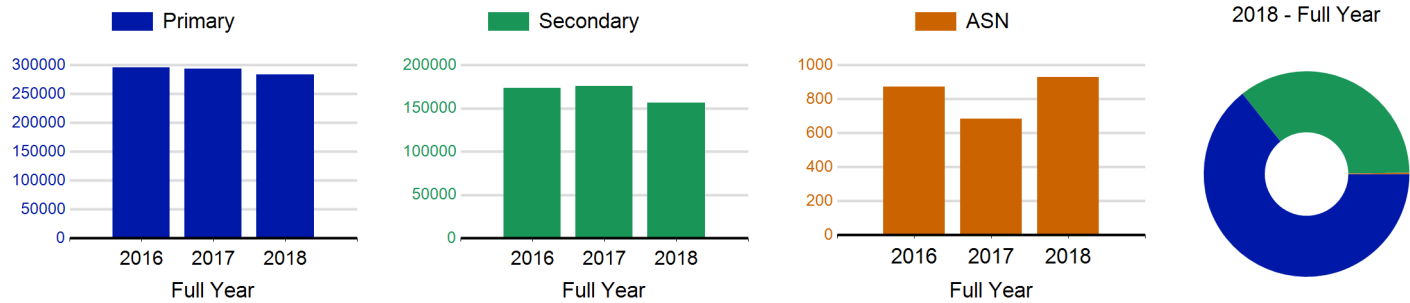
Sport for Life

sportscotland
 the national agency for sport


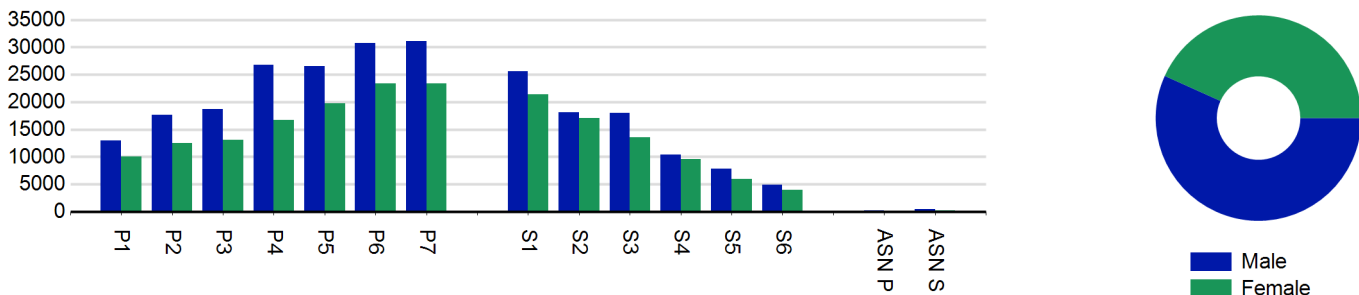
	2016 Full Year	2017 Full Year	2018 Full Year
Sessions	24,749	23,759	22,973
% Purely voluntary	82%	85%	83%
Blocks ³	2797	2761	2651
Sessions / Block ⁴	8.8	8.6	8.7
Different Activities	71	65	67
Visits¹	470,903	470,199	440,282
% Female	44%	45%	43%
Participants²	15,913	16,196	15,736
Total School Roll	30,844	30,824	30,734
% Participating	52%	53%	51%
Deliverers⁵	1,608	1,587	1,647
% Volunteers	95%	94%	94%
Qualified Volunteers	697	648	572
Secondary Pupils	593	539	563
Total Deliverer Sessions ⁶	52,855	52,110	52,257
Avg. Deliverers Sessions / Deliverers	32.9	32.8	31.7
School Club Links	1,550	1,564	1,591
Schools with at least one link	199	196	201
Clubs with at least one link	231	239	235

1. Visits are the number of times pupils have attended activities. These figures do not represent the participant figure, and instead should only be taken as indicative of participation.
2. Participants are pupils who have attended at least one session of Active Schools supported activity across the selected year/term (whether this was in a single or multiple school activity).
3. Activities are recorded in ASMO as 'blocks' which are made up of a group of 'sessions'.
4. The Avg Sessions / Blocks figure shows the average number of sessions within a block.
5. Deliverers are people who have delivered at least one session of Active Schools supported activity across the selected year/term.
6. Deliverer Sessions are the 'visits' deliverers have made to activities. These figures do not represent the total deliverer figure, and should only be taken as indicative of delivery. Deliverer information is only available at the local authority level.
7. School Roll details are taken from the Pupil Census as at September of the Academic Year. Summaries available at <http://www.gov.scot/topics/statistics/browse/school-education/datasets>
8. Participant data collection 2011 onwards.

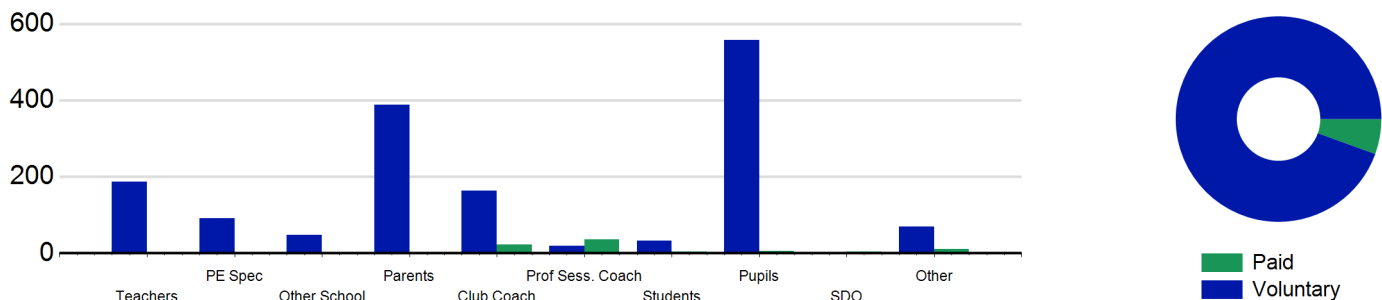
Visits₁ by School Type



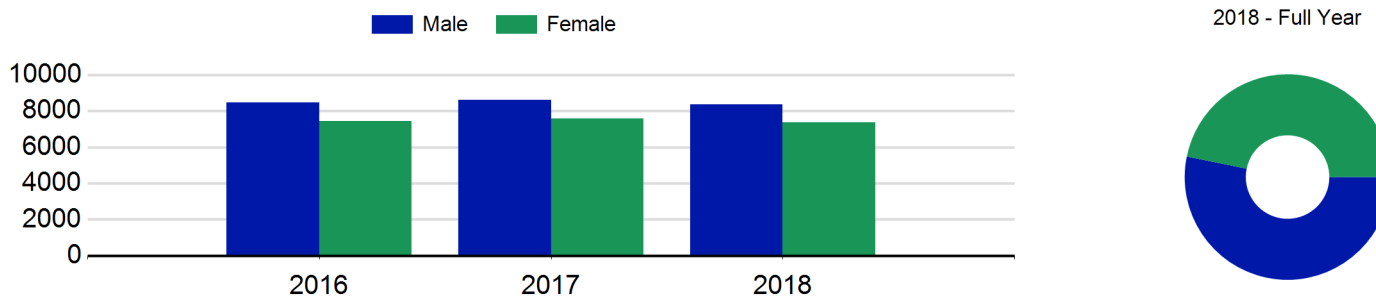
Visits₁ by Year Group and Sex



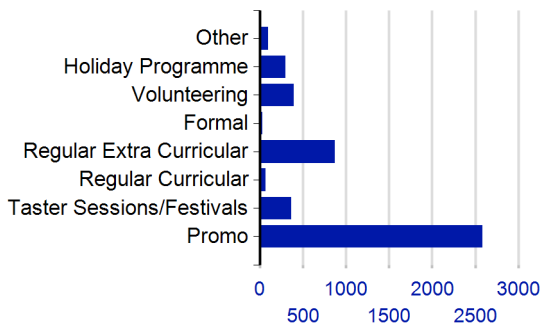
Deliverers



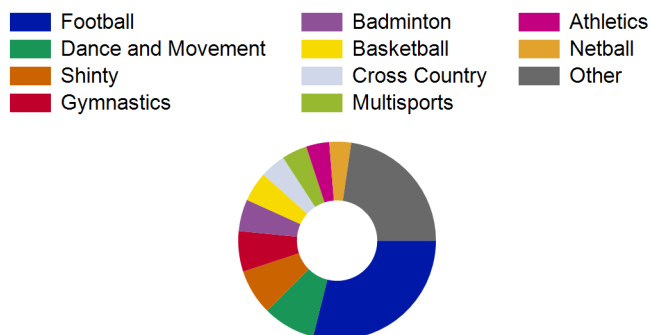
Participants₂ by Sex



School/Club Links



Top 10 Activities. by Visits₁



Term Report: Highland Council

Academic Year : 2018/19, Term(s) : Full Year

Sport for Life

sportscotland
the national agency for sport

Visits¹ by Year Group and Sex

	Male	Female
P1	12,896	10,003
P2	17,600	12,445
P3	18,702	13,046
P4	26,770	16,688
P5	26,545	19,787
P6	30,704	23,382
P7	31,128	23,382
S1	25,597	21,358
S2	18,130	17,082
S3	18,007	13,558
S4	10,361	9,614
S5	7,849	5,982
S6	4,851	3,885
ASN P	243	56
ASN S	390	241
Total	249,773	190,509

Deliverers⁵ by Type

	Paid	Voluntary
Teachers	0	187
PE Spec	1	92
Other School	3	47
Parents	3	388
Club Coach	23	164
Prof Sess. Coach	36	19
Students	4	33
Pupils	6	557
SDO	4	0
Other	11	69
Total	91	1,556

Participants² by Sex

Male	8,357
Female	7,379
Total	15,736

