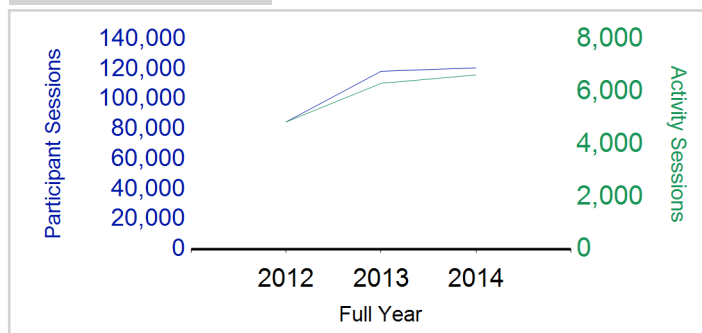


Term Report: Stirling Council

Academic Year : 2014/2015, Term(s) : Full Year

Putting Sport First

sportscotland
 the national agency for sport
Participant Sessions¹

	2012 Full Year	2013 Full Year	2014 Full Year
Activity Sessions	4,857	6,329	6,650
% Purely voluntary	90%	89%	91%
Activity Session Blocks ²	691	870	907
Avg Activity Sessions / Blocks ³	7.0	7.3	7.3
Different Activities	46	45	47
Participant Sessions¹	85,049	118,805	121,071
% Female	47%	50%	47%
Distinct Deliverers⁴	383	435	501
% Volunteers	93%	91%	93%
Qualified Volunteers	123	202	301
Secondary Pupils	71	121	193
Total Deliverer Sessions ⁵	9,746	13,218	13,086
Avg Deliverers Sessions / Deliverer	25.4	30.4	26.1
School Club Links	178	319	431
Schools with at least 1 link	46	47	47
Clubs with at least 1 link	40	58	62

1. Participant Sessions are the 'visits' pupils have made to activities. These figures do not represent the distinct pupils, and should only be taken as indicative of participation

2. Activities are recorded in ASMO as 'Activity Session Blocks' which describe a group who meet to take part in an activity.

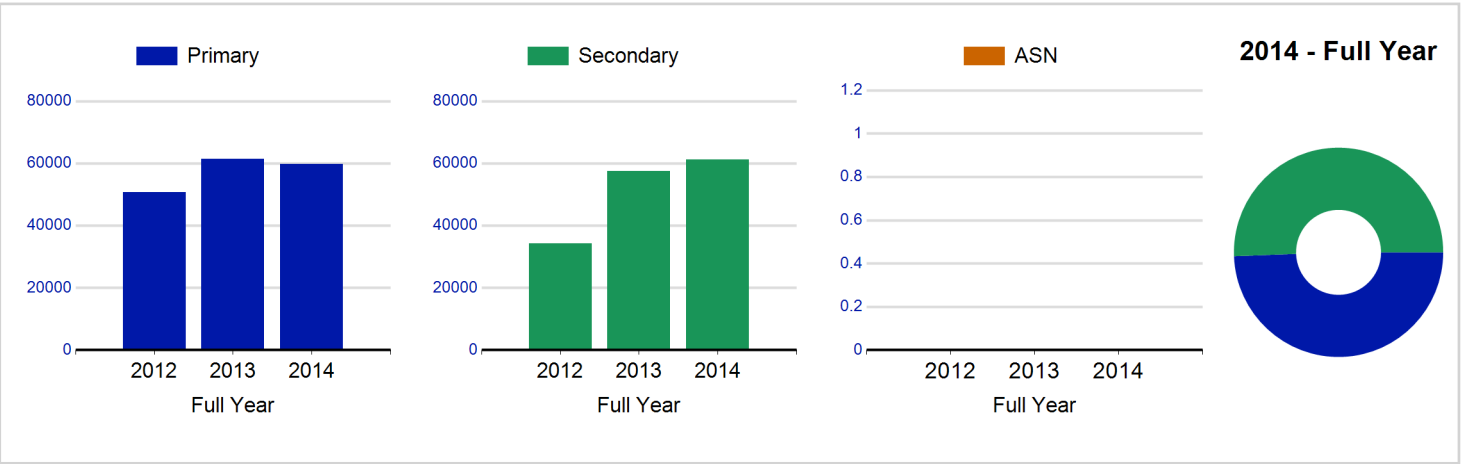
3. The Average Activity Sessions/Block figure shows the average length of a block (i.e. how many weeks did the average block run for?)

4. Distinct Deliverers are deliverers who have delivered at least one session of Active Schools supported activity across the selected year/term.

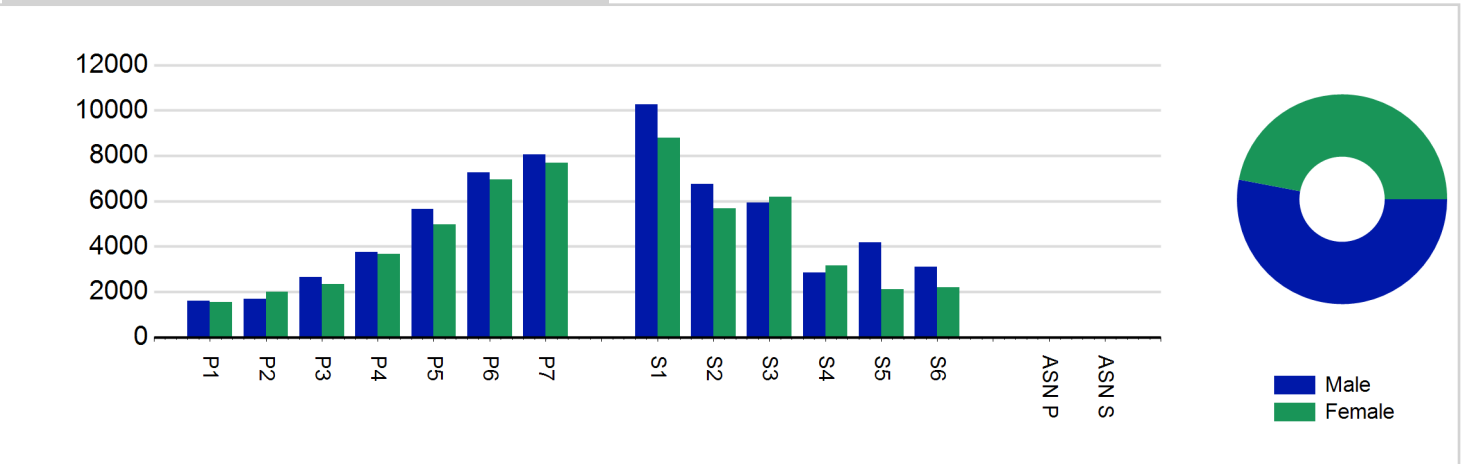
5. Deliverer Sessions are the 'visits' deliverers have made to activities. These figures do not represent the distinct deliverers, and should only be taken as indicative of delivery. Distinct deliverer information is only available at the local authority level.

6. Figures with N/A are not available for the 2008-11 phase of Active Schools. Charts which refer to information pre 2011 will show a huge increase from 0 – this is because we cannot include any 2008-2011 data at this level.

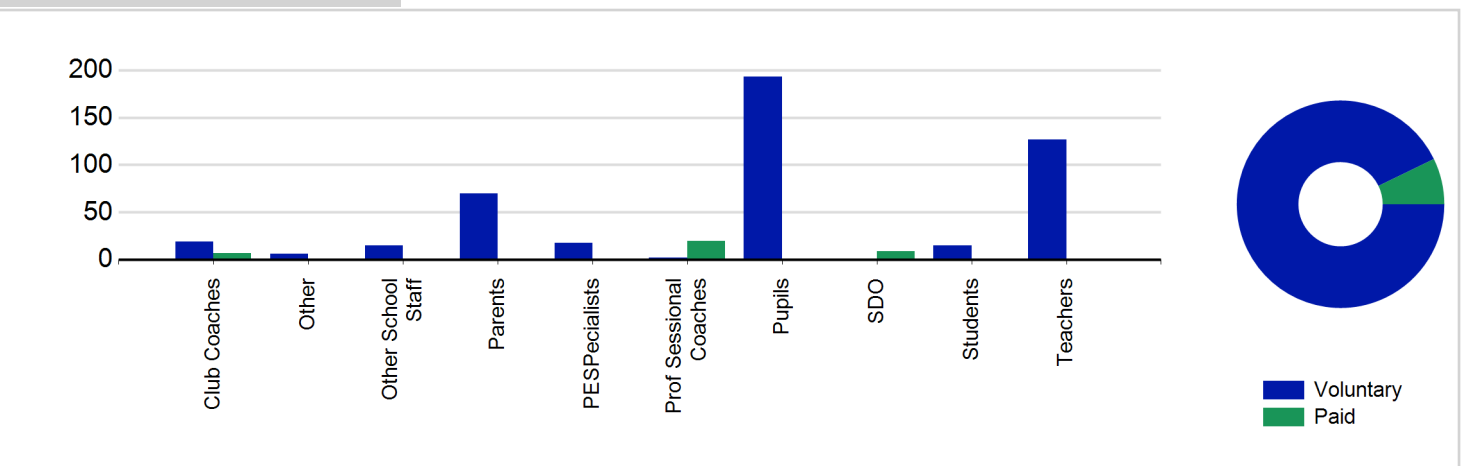
Participant Sessions¹ by School Type



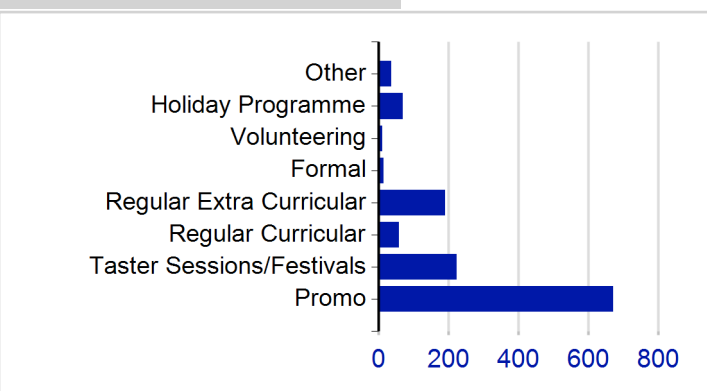
Participant Sessions¹ by Year Group and Gender



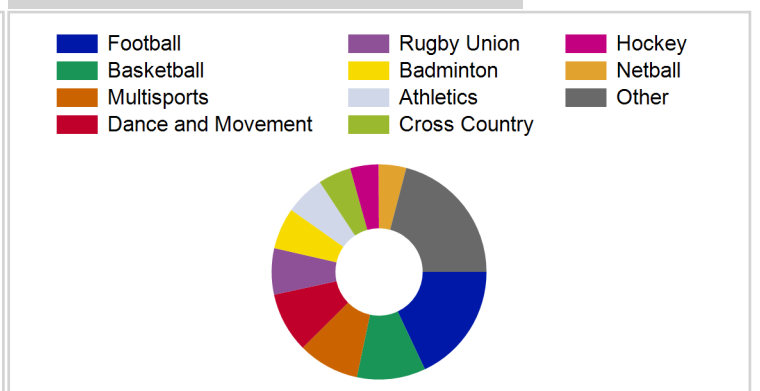
Distinct Deliverers⁴



School/Club Links



Top 10 Activities by Participant Sessions¹



Term Report: Stirling Council

Academic Year : 2014/2015, Term(s) : Full Year

Putting Sport First

sportscotland
the national agency for sport

Participant Sessions 7 by Yeargroup and Gender

	Male	Female
P1	1,608	1,542
P2	1,688	1,992
P3	2,657	2,346
P4	3,750	3,674
P5	5,643	4,969
P6	7,276	6,941
P7	8,046	7,690
S1	10,277	8,804
S2	6,754	5,686
S3	5,927	6,200
S4	2,857	3,148
S5	4,177	2,106
S6	3,114	2,199
ASN P	0	0
ASN S	0	0
Total	63,774	57,297

Distinct Deliverers 4 by Type

	Paid	Voluntary
Parents	0	70
Teachers	0	127
PESpecialists	0	18
Other School Staff	0	15
Club Coaches	7	19
Prof Sessional Coaches	20	2
Students	0	15
Pupils	0	193
SDO	9	0
Other	0	6
Total	36	465