

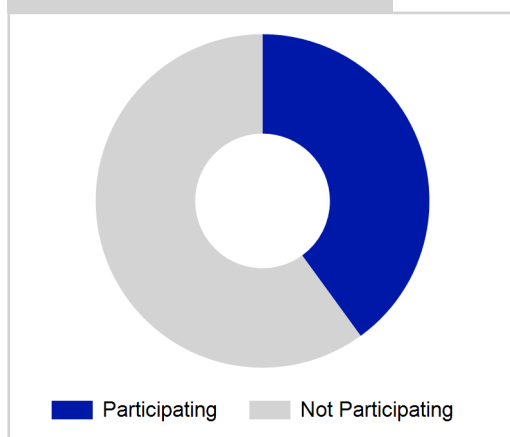
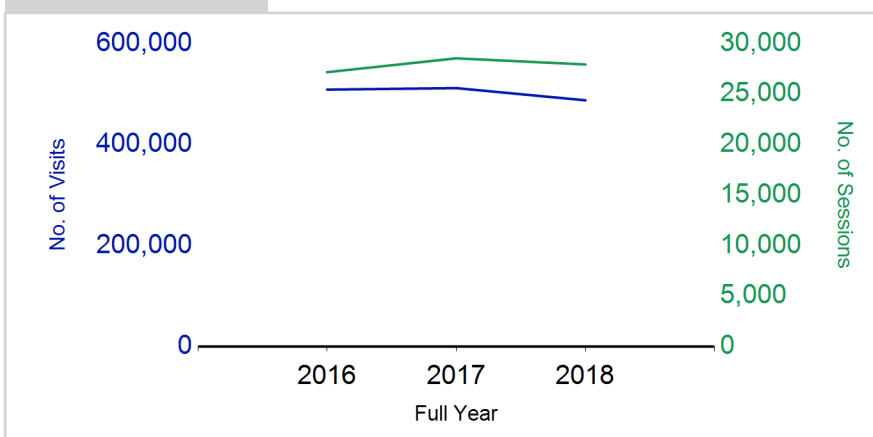
# Term Report: Fife Council

Academic Year : 2018/19, Term(s) : Full Year

Sport for Life

**sportscotland**  
 the national agency for sport

% School Roll Participating

Visits<sup>1</sup>

	2016 Full Year	2017 Full Year	2018 Full Year
<b>Sessions</b>	<b>27,165</b>	<b>28,535</b>	<b>27,927</b>
% Purely voluntary	61%	61%	62%
Blocks <sup>3</sup>	2849	2917	3013
Sessions / Block <sup>4</sup>	9.5	9.8	9.3
Different Activities	62	55	56
<b>Visits<sup>1</sup></b>	<b>508,810</b>	<b>511,722</b>	<b>487,642</b>
% Female	45%	46%	48%
<b>Participants<sup>2</sup></b>	<b>18,196</b>	<b>18,849</b>	<b>19,628</b>
Total School Roll	49,155	49,412	49,660
% Participating	37%	38%	40%
<b>Deliverers<sup>5</sup></b>	<b>1,063</b>	<b>1,108</b>	<b>1,190</b>
% Volunteers	82%	84%	86%
Qualified Volunteers	465	474	457
Secondary Pupils	221	286	380
Total Deliverer Sessions <sup>6</sup>	40,272	42,370	42,522
Avg. Deliverers Sessions / Deliverers	37.9	38.2	35.7
<b>School Club Links</b>	<b>1,250</b>	<b>1,193</b>	<b>1,339</b>
Schools with at least one link	156	155	157
Clubs with at least one link	155	145	170

1. Visits are the number of times pupils have attended activities. These figures do not represent the participant figure, and instead should only be taken as indicative of participation.

2. Participants are pupils who have attended at least one session of Active Schools supported activity across the selected year/term (whether this was in a single or multiple school activity).

3. Activities are recorded in ASMO as 'blocks' which are made up of a group of 'sessions'.

4. The Avg Sessions / Blocks figure shows the average number of sessions within a block.

5. Deliverers are people who have delivered at least one session of Active Schools supported activity across the selected year/term.

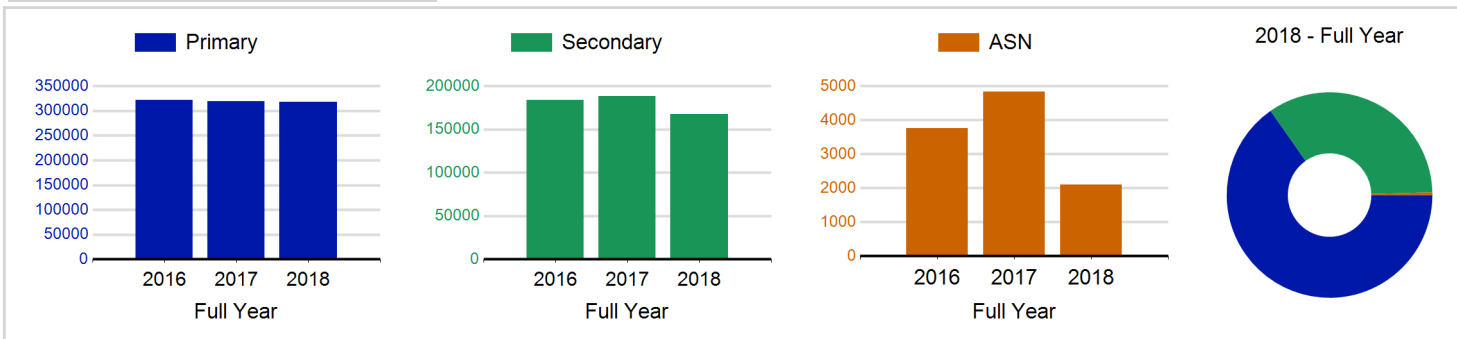
6. Deliverer Sessions are the 'visits' deliverers have made to activities. These figures do not represent the total deliverer figure, and should only be taken as indicative of delivery. Deliverer information is only available at the local authority level.

7. School Roll details are taken from the Pupil Census as at September of the Academic Year. Summaries available at <http://www.gov.scot/topics/statistics/browse/school-education/datasets>

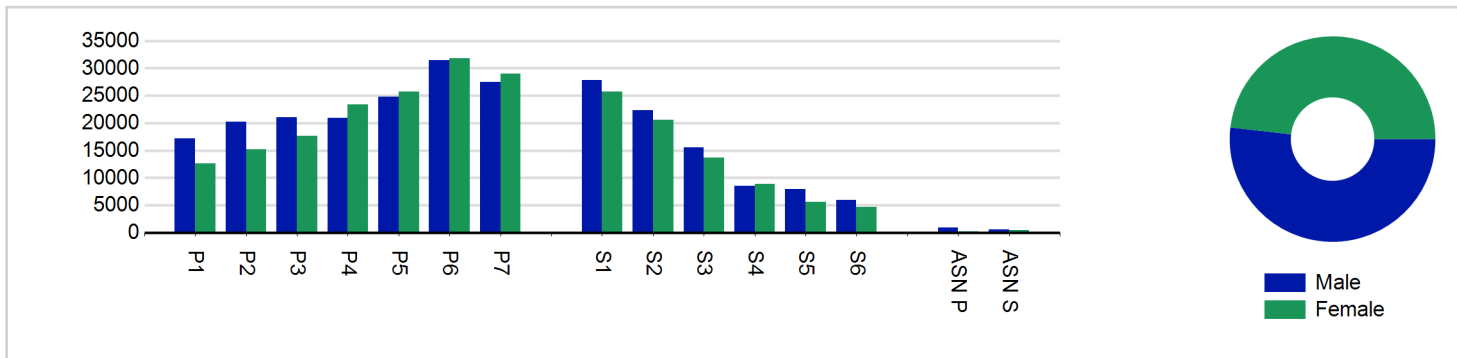
8. Participant data collection 2011 onwards.



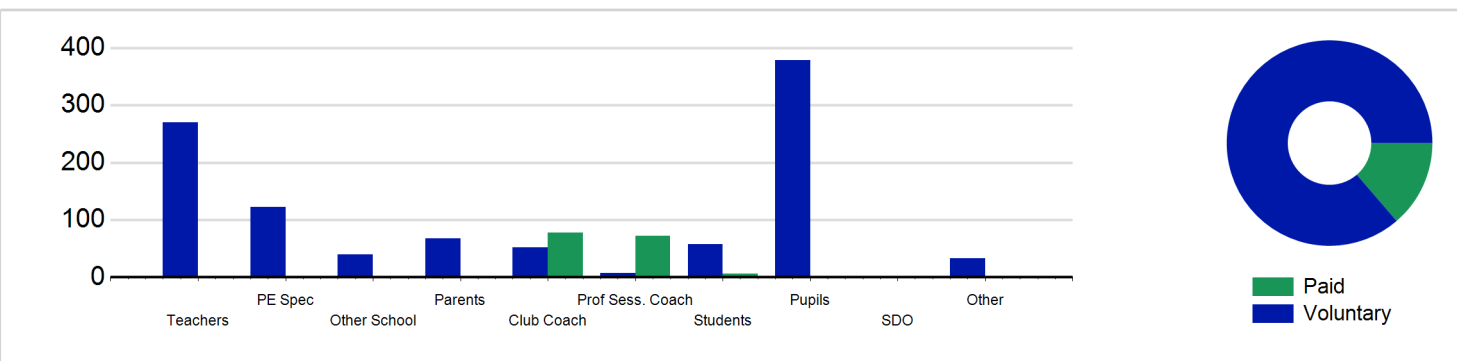
### Visits<sub>1</sub> by School Type



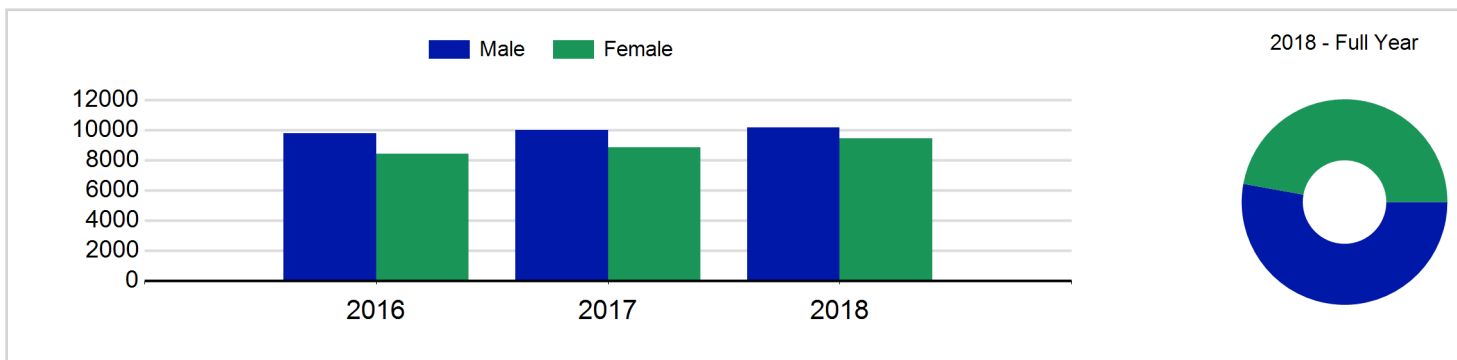
### Visits<sub>1</sub> by Year Group and Sex



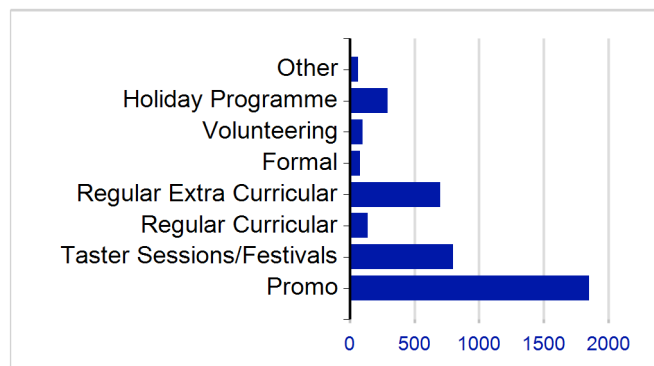
### Deliverers



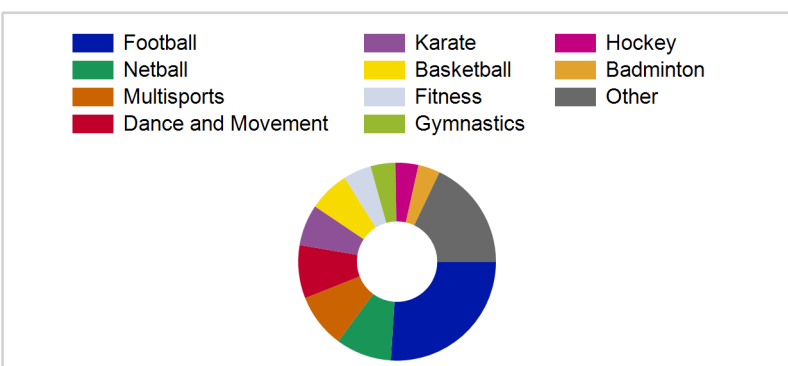
### Participants<sub>2</sub> by Sex



### School/Club Links



### Top 10 Activities. by Visits<sub>1</sub>





# Term Report: Fife Council

Academic Year : 2018/19, Term(s) : Full Year

Sport for Life

**sportscotland**  
the national agency for sport

## Visits<sup>1</sup> by Year Group and Sex

	Male	Female
<b>P1</b>	17,180	12,562
<b>P2</b>	20,210	15,200
<b>P3</b>	21,071	17,580
<b>P4</b>	20,948	23,425
<b>P5</b>	24,833	25,682
<b>P6</b>	31,401	31,766
<b>P7</b>	27,493	28,954
<b>S1</b>	27,832	25,756
<b>S2</b>	22,317	20,581
<b>S3</b>	15,574	13,677
<b>S4</b>	8,486	8,877
<b>S5</b>	7,950	5,551
<b>S6</b>	5,951	4,687
<b>ASN P</b>	900	238
<b>ASN S</b>	508	452
<b>Total</b>	<b>252,654</b>	<b>234,988</b>

## Deliverers<sup>5</sup> by Type

	Paid	Voluntary
<b>Teachers</b>	2	270
<b>PE Spec</b>	0	122
<b>Other School</b>	2	40
<b>Parents</b>	0	68
<b>Club Coach</b>	78	52
<b>Prof Sess. Coach</b>	72	7
<b>Students</b>	6	57
<b>Pupils</b>	2	378
<b>SDO</b>	0	0
<b>Other</b>	1	33
<b>Total</b>	<b>163</b>	<b>1,027</b>

## Participants<sup>2</sup> by Sex

<b>Male</b>	10,175
<b>Female</b>	9,453
<b>Total</b>	<b>19,628</b>

