

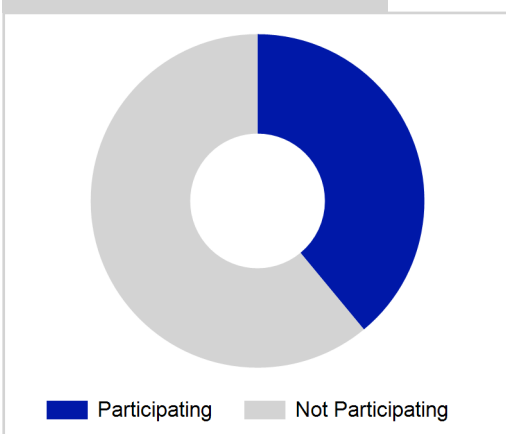
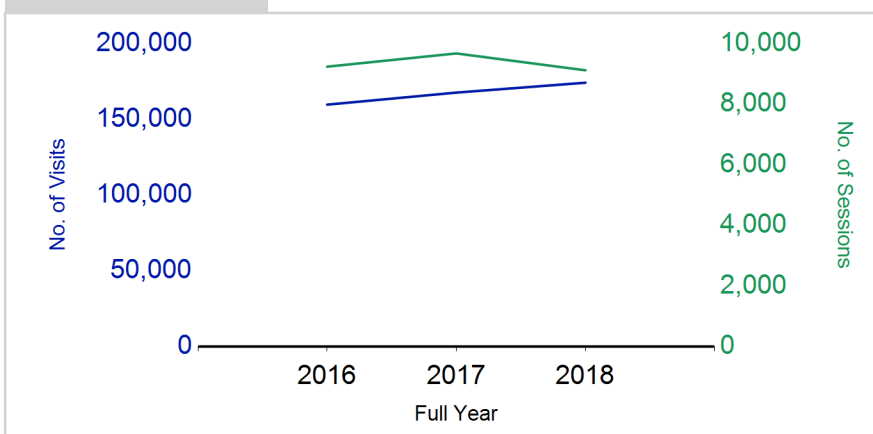
Term Report: East Lothian Council

Academic Year : 2018/19, Term(s) : Full Year

Sport for Life

sportscotland
 the national agency for sport

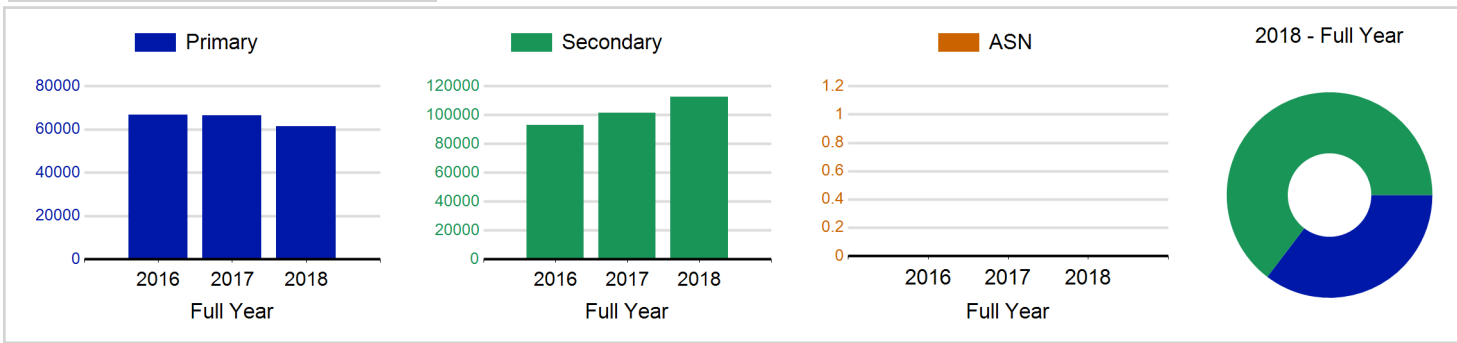
% School Roll Participating

Visits¹

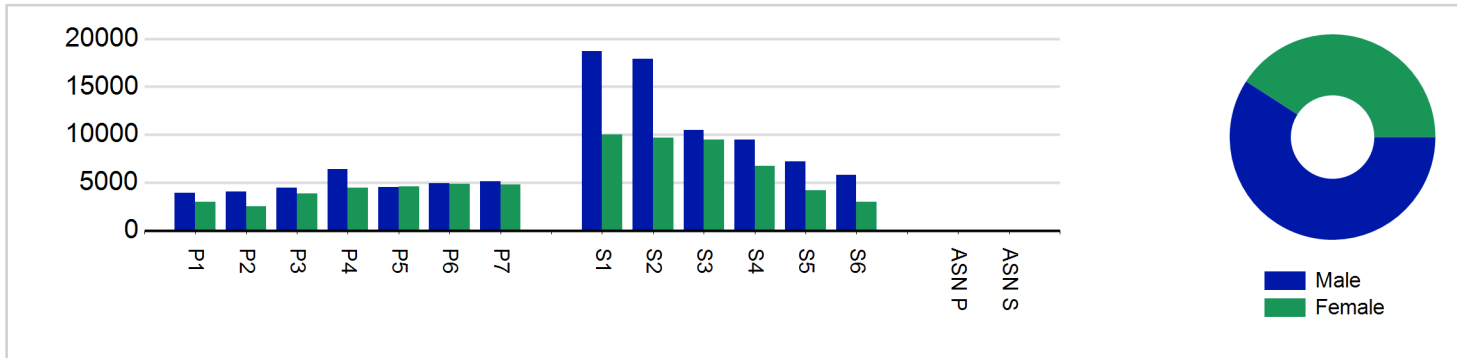
	2016 Full Year	2017 Full Year	2018 Full Year
Sessions	9,237	9,674	9,117
% Purely voluntary	62%	62%	64%
Blocks ³	1028	1047	927
Sessions / Block ⁴	9.0	9.2	9.8
Different Activities	40	43	44
Visits¹	159,670	167,633	174,147
% Female	42%	40%	41%
Participants²	5,940	5,723	5,641
Total School Roll	14,104	14,219	14,468
% Participating	42%	40%	39%
Deliverers⁵	498	442	547
% Volunteers	85%	86%	88%
Qualified Volunteers	207	156	145
Secondary Pupils	127	90	103
Total Deliverer Sessions ⁶	17,610	19,727	20,919
Avg. Deliverers Sessions / Deliverers	35.4	44.6	38.2
School Club Links	599	460	542
Schools with at least one link	41	41	41
Clubs with at least one link	104	93	97

1. Visits are the number of times pupils have attended activities. These figures do not represent the participant figure, and instead should only be taken as indicative of participation.
 2. Participants are pupils who have attended at least one session of Active Schools supported activity across the selected year/term (whether this was in a single or multiple school activity).
 3. Activities are recorded in ASMO as 'blocks' which are made up of a group of 'sessions'.
 4. The Avg Sessions / Blocks figure shows the average number of sessions within a block.
 5. Deliverers are people who have delivered at least one session of Active Schools supported activity across the selected year/term.
 6. Deliverer Sessions are the 'visits' deliverers have made to activities. These figures do not represent the total deliverer figure, and should only be taken as indicative of delivery. Deliverer information is only available at the local authority level.
 7. School Roll details are taken from the Pupil Census as at September of the Academic Year. Summaries available at <http://www.gov.scot/topics/statistics/browse/school-education/datasets>
 8. Participant data collection 2011 onwards.

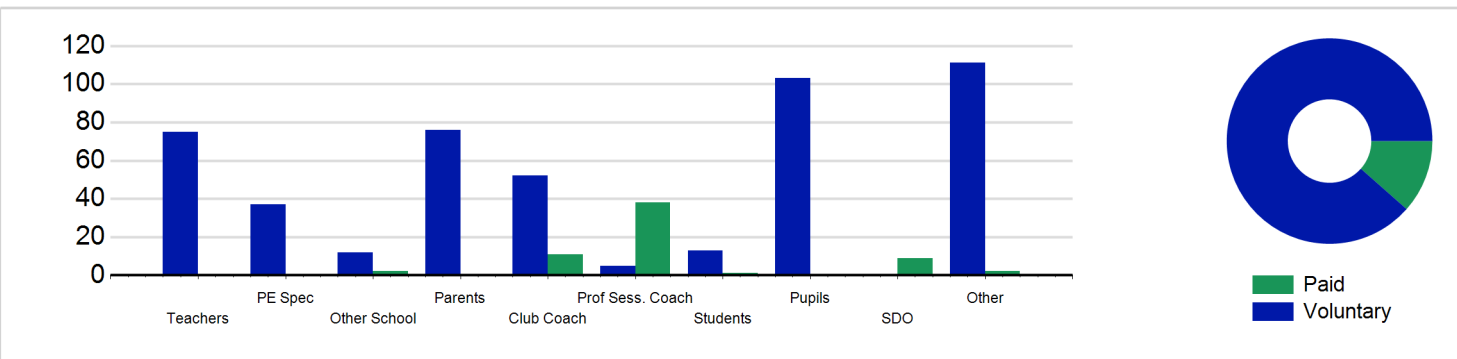
Visits₁ by School Type



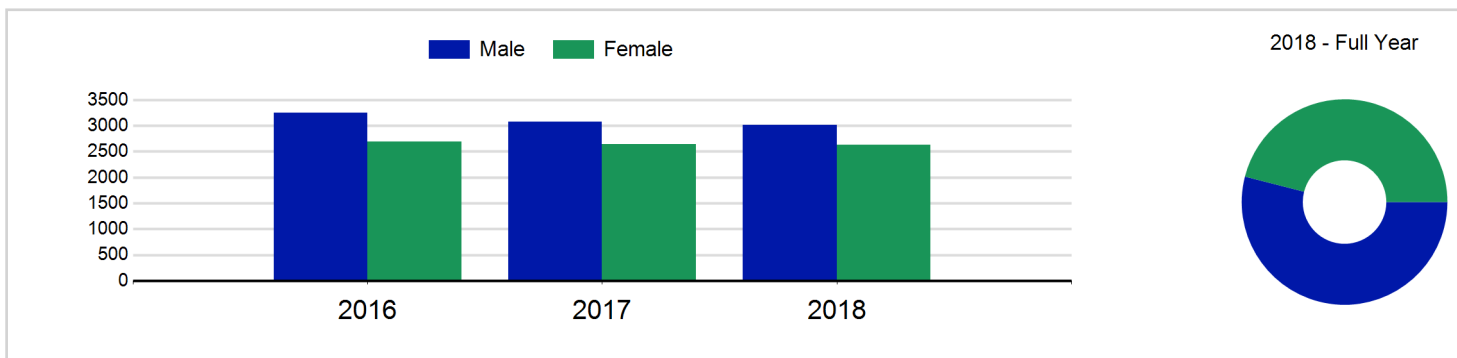
Visits₁ by Year Group and Sex



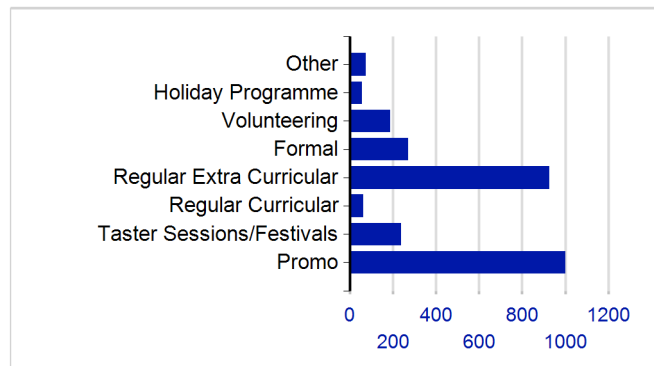
Deliverers



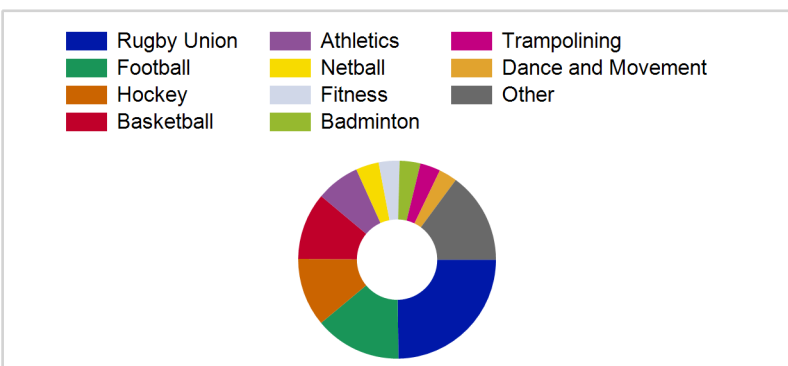
Participants₂ by Sex



School/Club Links



Top 10 Activities. by Visits₁



Term Report: East Lothian Council

Academic Year : 2018/19, Term(s) : Full Year

Sport for Life

sportscotland
the national agency for sport

Visits¹ by Year Group and Sex

	Male	Female
P1	3,928	2,962
P2	4,054	2,551
P3	4,448	3,883
P4	6,381	4,479
P5	4,555	4,584
P6	4,925	4,891
P7	5,127	4,783
S1	18,714	10,009
S2	17,928	9,665
S3	10,455	9,479
S4	9,448	6,745
S5	7,202	4,181
S6	5,780	2,990

ASN P**ASN S**

Total	102,945	71,202
--------------	----------------	---------------

Participants² by Sex

Male	3,012
Female	2,629
Total	5,641

Deliverers⁵ by Type

	Paid	Voluntary
Teachers	0	75
PE Spec	0	37
Other School	2	12
Parents	0	76
Club Coach	11	52
Prof Sess. Coach	38	5
Students	1	13
Pupils	0	103
SDO	9	0
Other	2	111
Total	63	484

