

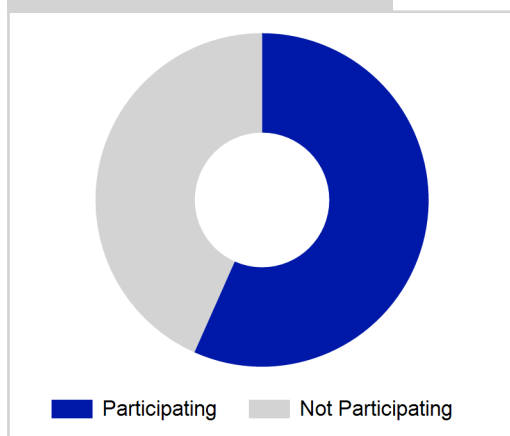
# Term Report: Shetland Islands Council

Academic Year : 2017/18, Term(s) : Full Year

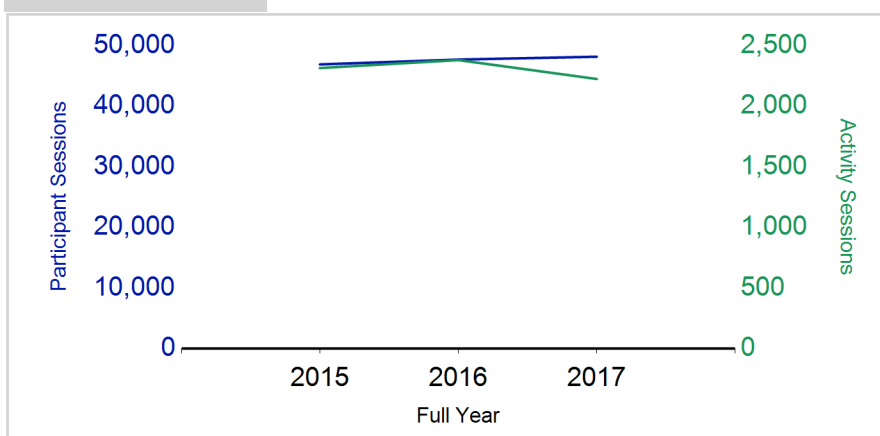
Putting sport first

**sportscotland**  
 the national agency for sport

## % School Roll Participating



## Participant Sessions<sup>1</sup>



	2015 Full Year	2016 Full Year	2017 Full Year
<b>Activity Sessions</b>	<b>2,314</b>	<b>2,380</b>	<b>2,224</b>
% Purely voluntary	76%	91%	82%
Activity Session Blocks <sup>3</sup>	296	296	256
Avg. Activity Sessions / Block <sup>4</sup>	7.8	8.0	8.7
Different Activities	24	26	26
<b>Participant Sessions<sup>1</sup></b>	<b>46,886</b>	<b>47,685</b>	<b>48,157</b>
% Female	50%	52%	54%
<b>Distinct Participants<sup>2</sup></b>	<b>1,880</b>	<b>1,785</b>	<b>1,855</b>
Total School Roll	3,237	3,231	3,236
% Participating	58%	55%	57%
<b>Distinct Deliverers<sup>5</sup></b>	<b>192</b>	<b>266</b>	<b>243</b>
% Volunteers	91%	98%	93%
Qualified Volunteers	80	92	86
Secondary Pupils	32	35	36
Total Deliverer Sessions <sup>6</sup>	5,516	6,750	6,236
Avg. Deliverers Sessions / Deliverers	28.7	25.4	25.7
<b>School Club Links</b>	<b>231</b>	<b>310</b>	<b>278</b>
Schools with at least one link	35	35	34
Clubs with at least one link	35	38	40

1. Participant Sessions are the 'visits' pupils have made to activities. These figures do not represent the distinct pupils, and should only be taken as indicative of participation.

2. Distinct participants are pupils who have attended at least one session of Active Schools supported activity across the selected year/term (whether this was in a single or multiple school activity).

3. Activities are recorded in ASMO as 'Activity Session Blocks' which describe a group who meet to take part in an activity.

4. The Average Activity Sessions/Block figure shows the average length of a block (i.e. how many weeks did the average block run for?)

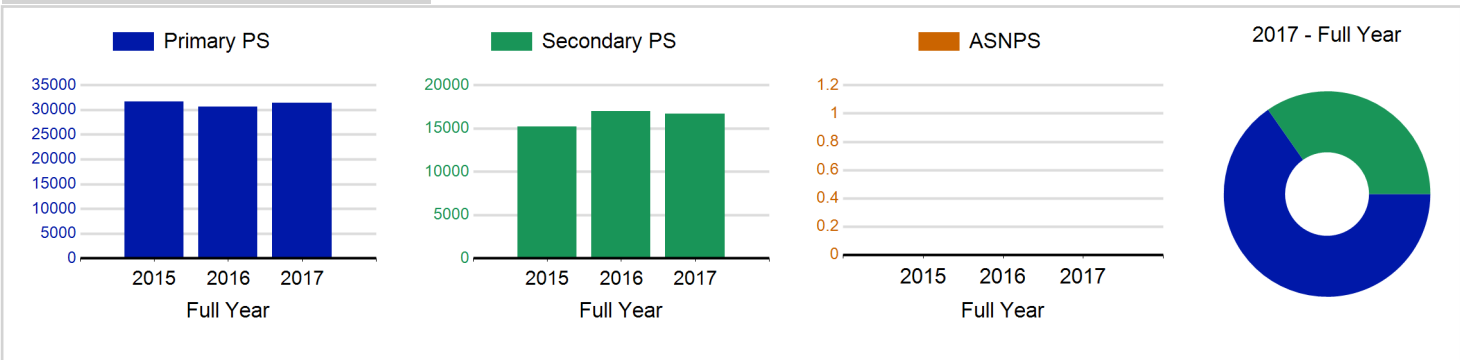
5. Distinct Deliverers are deliverers who have delivered at least one session of Active Schools supported activity across the selected year/term.

6. Deliverer Sessions are the 'visits' deliverers have made to activities. These figures do not represent the distinct deliverers, and should only be taken as indicative of delivery. Distinct deliverer information is only available at the local authority level.

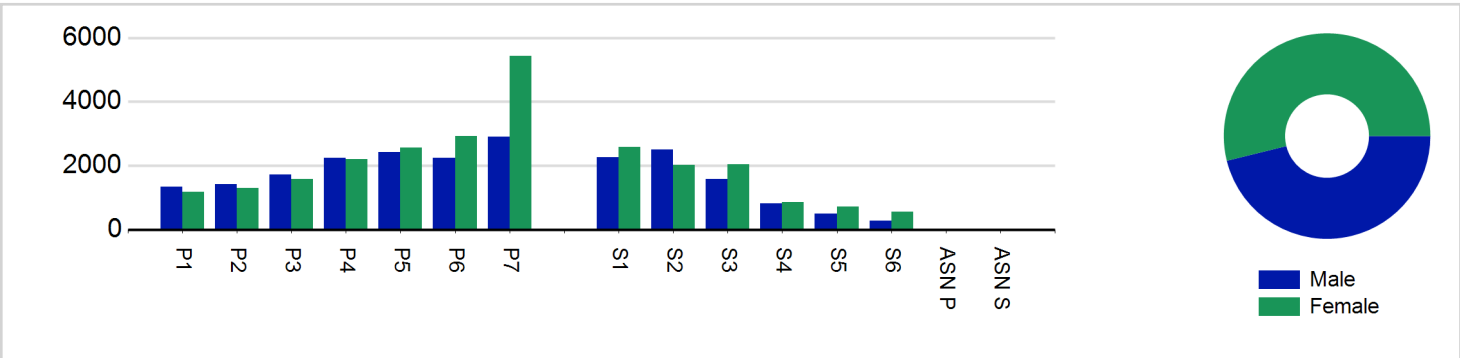
7. School Roll details are taken from the Pupil Census as at September of the Academic Year. Summaries available at <http://www.gov.scot/topics/statistics/browse/school-education/datasets>

8. Distinct Participant data collection 2011 onwards

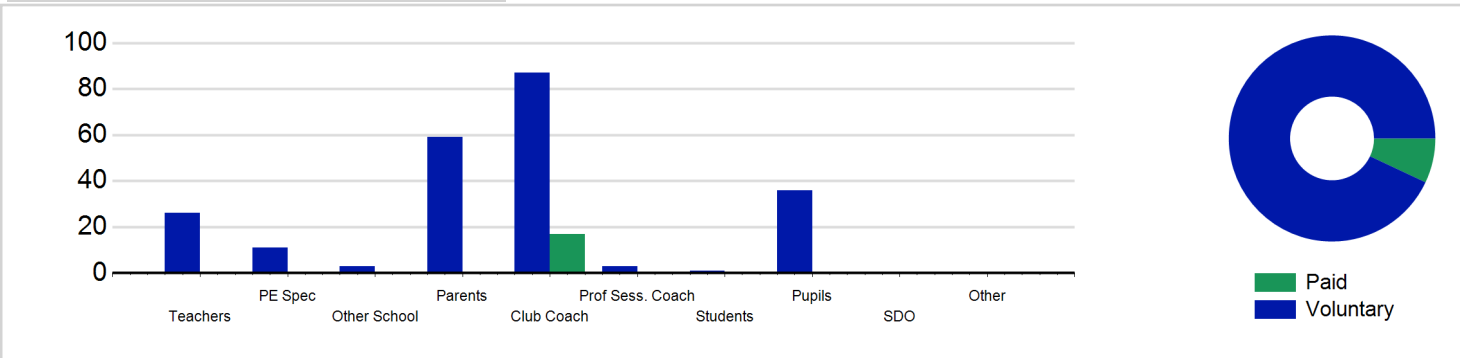
### Participant Sessions<sup>1</sup> by School Type



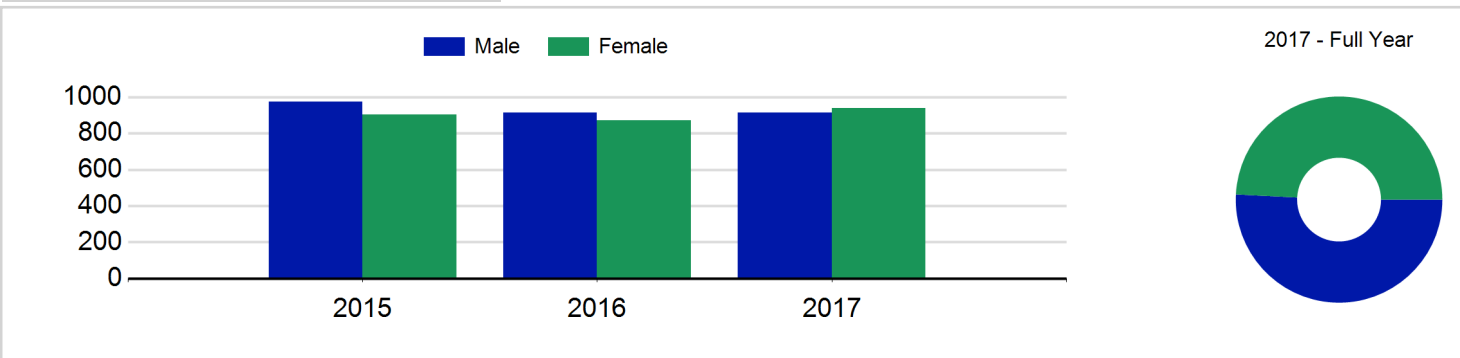
### Participant Sessions<sup>1</sup> by Year Group and Gender



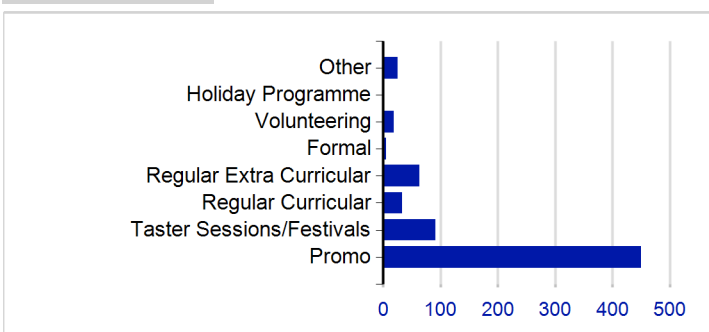
### Distinct Deliverers



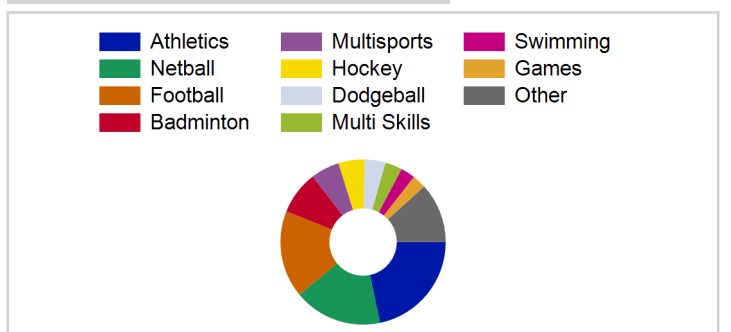
### Distinct Participants<sup>2</sup> by Gender



### School/Club Links



### Top 10 Activities. by Participant Sessions<sup>1</sup>



# Term Report: Shetland Islands Council

Academic Year : 2017/18, Term(s) : Full Year

Putting sport first

**sportscotland**  
the national agency for sport

## Participant Sessions<sup>1</sup> by Year Group and Gender

	Male	Female
<b>P1</b>	1,342	1,173
<b>P2</b>	1,409	1,305
<b>P3</b>	1,728	1,584
<b>P4</b>	2,245	2,204
<b>P5</b>	2,423	2,559
<b>P6</b>	2,231	2,922
<b>P7</b>	2,901	5,429
<b>S1</b>	2,259	2,589
<b>S2</b>	2,507	2,014
<b>S3</b>	1,575	2,045
<b>S4</b>	824	856
<b>S5</b>	500	712
<b>S6</b>	272	549
<b>ASN P</b>		
<b>ASN S</b>		
<b>Total</b>	<b>22,216</b>	<b>25,941</b>

## Distinct Deliverers<sup>5</sup> by Type

	Paid	Voluntary
<b>Teachers</b>		26
<b>PE Spec</b>		11
<b>Other School</b>		3
<b>Parents</b>		59
<b>Club Coach</b>	17	87
<b>Prof Sess. Coach</b>		3
<b>Students</b>		1
<b>Pupils</b>		36
<b>SDO</b>		
<b>Other</b>		
<b>Total</b>	<b>17</b>	<b>226</b>

## Distinct Participants<sup>2</sup> by Gender

<b>Male</b>	914
<b>Female</b>	941
<b>Total</b>	<b>1,855</b>