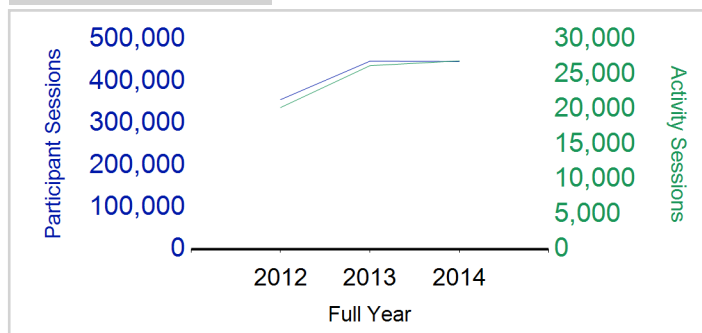


# Term Report: City of Edinburgh Council

Academic Year : 2014/2015, Term(s) : Full Year

Putting Sport First

**sportscotland**  
 the national agency for sport
Participant Sessions<sup>1</sup>

	2012 Full Year	2013 Full Year	2014 Full Year
<b>Activity Sessions</b>	<b>20,275</b>	<b>26,261</b>	<b>26,937</b>
% Purely voluntary	35%	34%	38%
Activity Session Blocks <sup>2</sup>	2,304	2,691	2,684
Avg Activity Sessions / Blocks <sup>3</sup>	8.8	9.8	10.0
Different Activities	61	57	49
<b>Participant Sessions<sup>1</sup></b>	<b>356,757</b>	<b>448,358</b>	<b>447,553</b>
% Female	49%	50%	48%
<b>Distinct Deliverers<sup>4</sup></b>	<b>1,456</b>	<b>1,632</b>	<b>1,196</b>
% Volunteers	74%	66%	77%
Qualified Volunteers	725	554	480
Secondary Pupils	380	399	388
Total Deliverer Sessions <sup>5</sup>	34,510	44,891	45,900
Avg Deliverers Sessions / Deliverer	23.7	27.5	38.4
<b>School Club Links</b>	<b>1,051</b>	<b>1,261</b>	<b>1,265</b>
Schools with at least 1 link	116	117	122
Clubs with at least 1 link	191	211	214

1. Participant Sessions are the 'visits' pupils have made to activities. These figures do not represent the distinct pupils, and should only be taken as indicative of participation

2. Activities are recorded in ASMO as 'Activity Session Blocks' which describe a group who meet to take part in an activity.

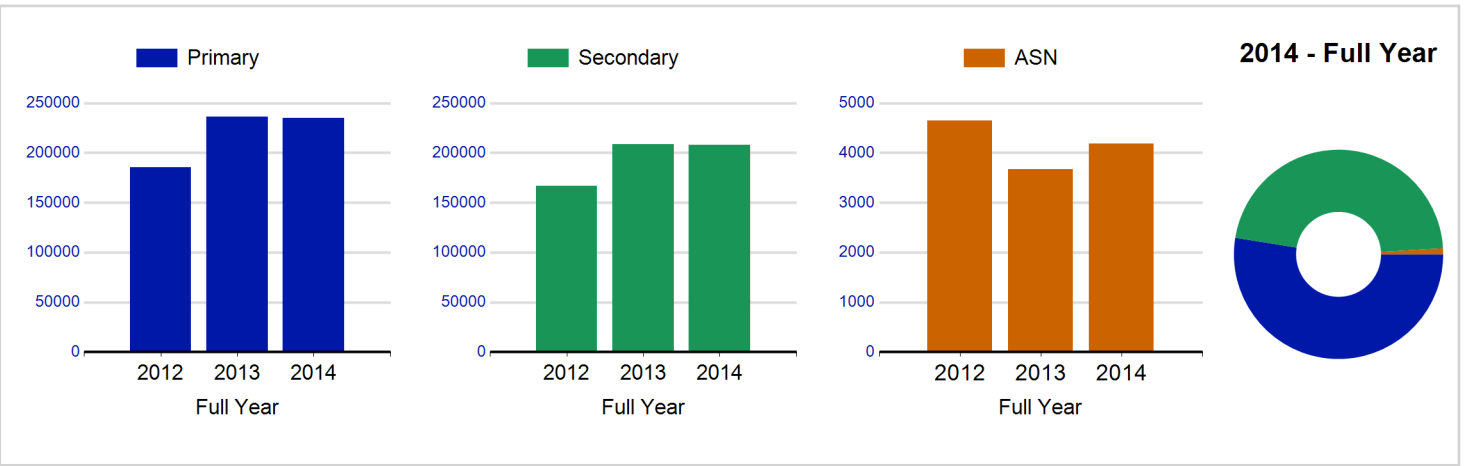
3. The Average Activity Sessions/Block figure shows the average length of a block (i.e. how many weeks did the average block run for?)

4. Distinct Deliverers are deliverers who have delivered at least one session of Active Schools supported activity across the selected year/term.

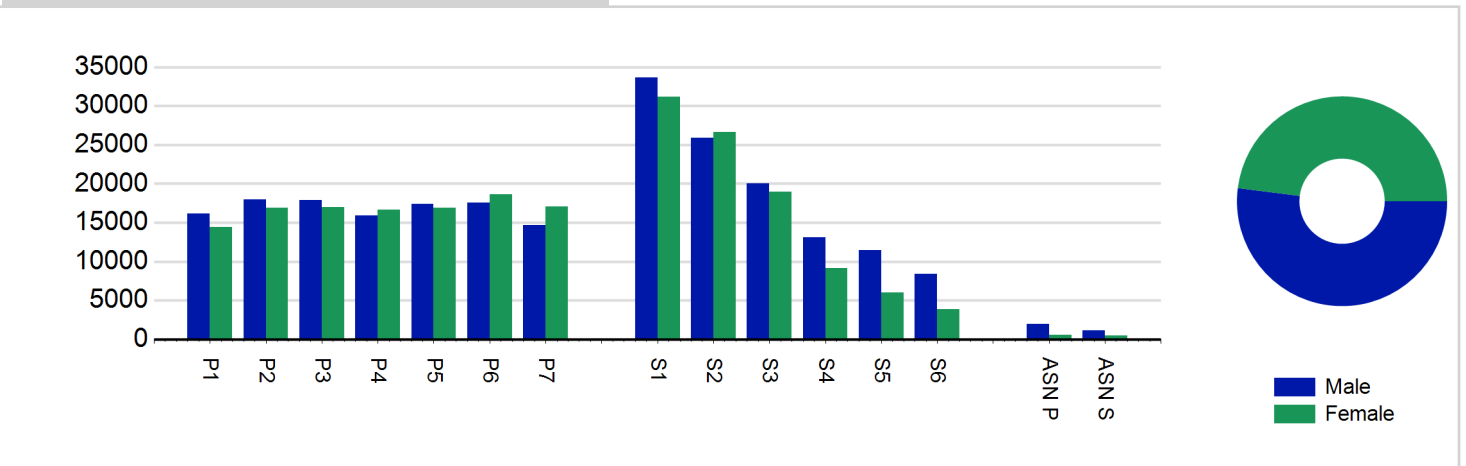
5. Deliverer Sessions are the 'visits' deliverers have made to activities. These figures do not represent the distinct deliverers, and should only be taken as indicative of delivery. Distinct deliverer information is only available at the local authority level.

6. Figures with N/A are not available for the 2008-11 phase of Active Schools. Charts which refer to information pre 2011 will show a huge increase from 0 – this is because we cannot include any 2008-2011 data at this level.

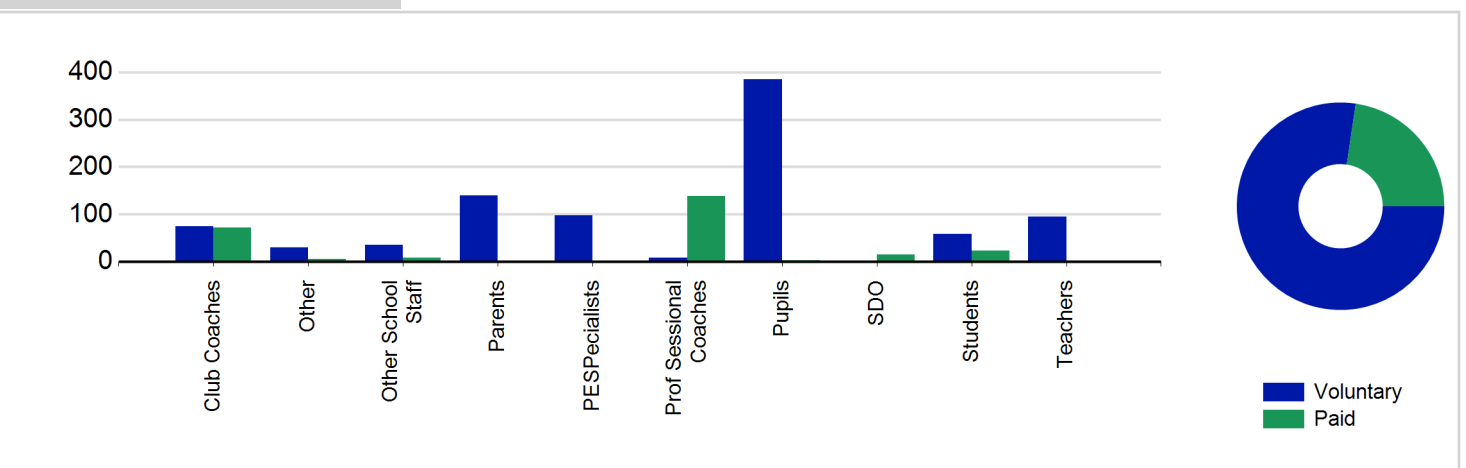
Participant Sessions<sup>1</sup> by School Type



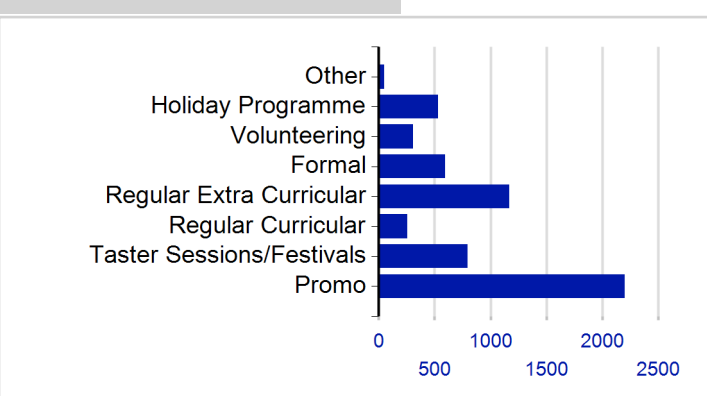
Participant Sessions<sup>1</sup> by Year Group and Gender



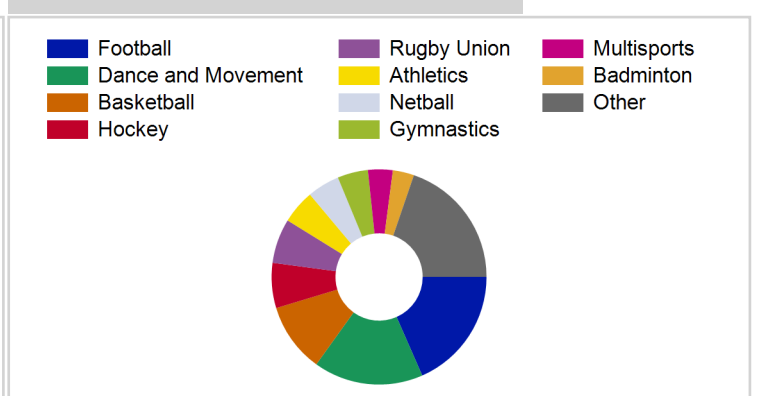
Distinct Deliverers<sup>4</sup>



School/Club Links



Top 10 Activities by Participant Sessions<sup>1</sup>



# Term Report: City of Edinburgh Council

Academic Year : 2014/2015, Term(s) : Full Year

Putting Sport First

**sportscotland**  
 the national agency for sport

## Participant Sessions 7 by Yeargroup and Gender

	Male	Female
<b>P1</b>	16,142	14,450
<b>P2</b>	17,970	16,905
<b>P3</b>	17,871	16,991
<b>P4</b>	15,886	16,643
<b>P5</b>	17,410	16,876
<b>P6</b>	17,555	18,658
<b>P7</b>	14,699	17,080
<b>S1</b>	33,665	31,212
<b>S2</b>	25,934	26,604
<b>S3</b>	20,002	18,936
<b>S4</b>	13,074	9,134
<b>S5</b>	11,455	5,990
<b>S6</b>	8,360	3,866
<b>ASN P</b>	1,990	581
<b>ASN S</b>	1,108	506
<b>Total</b>	<b>233,121</b>	<b>214,432</b>

## Distinct Deliverers 4 by Type

	Paid	Voluntary
<b>Parents</b>	1	140
<b>Teachers</b>	1	95
<b>PESpecialists</b>	2	98
<b>Other School Staff</b>	9	35
<b>Club Coaches</b>	72	75
<b>Prof Sessional Coaches</b>	139	8
<b>Students</b>	23	59
<b>Pupils</b>	3	385
<b>SDO</b>	15	0
<b>Other</b>	6	30
<b>Total</b>	<b>271</b>	<b>925</b>